



Club Health Assessment for District B 1 through March 2025

			Status	Membership							Reports					Finance		LCIF
Club Number	Club Name	Charter Date		Current Member Count	YTD Members Added	YTD Members Dropped	YTD Net Growth	YTD Net Growth%	Member Count 12 Months Ago	Avg. length of service for dropped members	Months Since Last MMR ***	Yrs. Since Last Officer Report	President Rotation	Vice President Reported ****	Months Since Last Activity Report ***	Account Balance	Donations for current Fiscal Year	
			Number of times on status quo within last two years	If below 15 members appears				If net loss is greater than 20% appears			If no report in 3 months appears in	When more than one year appears in	Number of repeat terms	Notes the officers that do not have an active	If no report at 12 months appears in red			
Clubs less than two years old																		
155824	Ensenada Amigos Apoyando	08/31/2023	Cancelled(8*)	0	0	13	-13	-100.00%	13	1	14		None	P,S,T,M,VP SC	N/A	90+ Days		
156493	Ensenada Comprometidos	11/20/2023	Cancelled(8*)	0	0	16	-16	-100.00%	25	1	9		None	P,S,T,M,VP SC	6	90+ Days		
157889	Ensenada del Pacifico	04/11/2024	Active	5	0	2	-2	-28.57%	0	1	3			IP M,SC	0			
155361	Ensenada Unidas	08/15/2023	Active	5	3	30	-27	-84.38%	29	1	3		2	S,T,M,VP,SC	8	90+ Days		
Clubs more than two years old																		
15032	AGUA PRIETA	11/25/1945	Active(1)	13	0	1	-1	-7.14%	14	50	3		4	M,VP,SC	24+			
150015	Agua Prieta Bachicuy	03/16/2022	Cancelled(8*)	0	19	19	0	0.00%	22	3	2		None	P,S,T,M,VP SC	N/A	90+ Days		
15035	ARIZPE	01/27/1952	Active(1)	34	13	0	13	61.90%	21		4		2	N P,M,VP	24+			
127981	Benjamin Hill	06/17/2016	Active	23	0	0	0	0.00%	22		9			N	0			
Exc Award (06/30/2018, 06/30/2022, 06/30/20)																		
15038	CABORCA	04/19/1953	Active	15	0	1	-1	-6.25%	17	4	8		3	R	0			
15039	CANANEA	04/25/1941	Active	48	6	5	1	2.13%	48	3	2			VP	1			
15043	CIUDAD OBREGON	03/14/1945	Active	28	4	0	4	16.67%	25		3			N	0		\$60.00	
Exc Award (06/30/2020, 06/30/2022)																		
15047	CUMPAS	04/27/1951	Active	24	0	0	0	0.00%	25		9			M,VP,SC	0		\$20.00	
Exc Award (06/30/2022)																		
15050	ENSENADA	05/24/1947	Active	11	0	0	0	0.00%	11		0		9	R M,VP,SC	0	90+ Days		
140084	Ensenada Kiliwas	12/03/2019	Active	10	2	0	2	25.00%	10		1		2	M,VP,SC	0	90+ Days		
Exc Award (06/30/2024)																		
40428	ENSENADA TODOS SANTOS	10/08/1981	Active	19	0	2	-2	-9.52%	21	2	2			M,VP,SC	0	90+ Days	\$80.00	
15055	GUAYMAS	06/11/1945	Active	16	0	3	-3	-15.79%	19	22	2			N	5		\$40.00	
Exc Award (06/30/2022, 06/30/2023)																		
15057	HERMOSILLO	02/21/1945	Active	8	0	0	0	0.00%	8		0		5	R T,M,SC	0			
143055	Hermosillo (Por La Ninez)	10/06/2020	Active	14	0	0	0	0.00%	17		9			M,VP,SC	0			
58043	HERMOSILLO KINO	03/28/1996	Active(1)	12	0	0	0	0.00%	10		9			M,VP,SC	0			
Exc Award (06/30/2022)																		



Club Health Assessment for District B 1 through March 2025

			Status	Membership							Reports					Finance		LCIF
Club Number	Club Name	Charter Date		Current Member Count	YTD Members Added	YTD Members Dropped	YTD Net Growth	YTD Net Growth%	Member Count 12 Months Ago	Avg. length of service for dropped members	Months Since Last MMR ***	Yrs. Since Last Officer Report	President Rotation	Vice President Reported ****	Months Since Last Activity Report ***	Account Balance	Donations for current Fiscal Year	
			Number of times on status quo within last two years	If below 15 members appears					If net loss is greater than 20% appears		If no report in 3 months appears in	When more than one year appears in	Number of repeat terms	Notes the officers that do not have an active	If no report at 12 months appears in red			
134830	Hermosillo Mision del Buho	06/20/2018	Active(2)	10	4	0	4	66.67%	6		1			N	SC	24+		
36453	IMURIS	01/24/1979	Active	10	0	0	0	0.00%	10		11	1	None		P,S,T,M,VP SC	12	90+ Days	
121441	ITSON Obregon	03/10/2014	Active	10	0	2	-2	-16.67%	12	10	8		2	IP		0		
Exc Award (06/30/2022)																		
15062	MAGDALENA	11/08/1945	Active	20	3	1	2	11.11%	19	16	0		2		VP,SC	0		
Exc Award (06/30/2024)																		
15064	MEXICALI	04/10/1945	Active(2)	23	1	0	1	4.55%	22		1		2		M,VP,SC	24+	90+ Days	
141139	Mexicali 2020	04/14/2020	Active	12	3	7	-4	-25.00%	21	4	3				M,VP,SC	0	\$20.00	
88464	MEXICALI CENTENARIO	06/30/2005	Active(2)	15	0	0	0	0.00%	15		21		4	R	S,T,M,VP	23	90+ Days	
38053	MEXICALI CIUDAD DEL SOL	02/26/1980	Active	13	0	0	0	0.00%	13		11		6	R	SC	2		
60831	MEXICALI CUCAPAH	06/01/1998	Active	33	1	3	-2	-5.71%	34	4	3			N		0	\$4,481.00	
Exc Award (06/30/2021, 06/30/2022, 06/30/2024)																		
145152	Mexicali Las Californias	03/09/2021	Cancelled(8*)	0	0	22	-22	-100.00%	22	4	2		None		P,S,T,M,VP SC	24+	90+ Days	
141140	Mexicali MD	03/06/2020	Active(1)	14	0	1	-1	-6.67%	15	8	8			R	M,SC	0		
Exc Award (06/30/2023)																		
147739	Mexicali por la Niñez	07/27/2021	Active	17	0	0	0	0.00%	17		5			N		12	90+ Days	
133489	Mexicali Por La Salud	04/06/2018	Active(2)	15	15	18	-3	-16.67%	18	6	0		8	N	VP,SC	18		
129393	Mexicali-BC	01/17/2017	Active	21	4	2	2	10.53%	19	0	3		2		VP	0	\$1,060.00	
Exc Award (06/30/2022, 06/30/2024)																		
44731	MOCTEZUMA	03/18/1985	Active(1)	12	13	13	0	0.00%	12	14	0		2	N		7		
15066	NACUZARI	10/17/1970	Active	15	2	0	2	15.38%	13		2				M,VP,SC	6	90+ Days	
Exc Award (06/30/2022)																		
15067	NAVOJOA	06/04/1947	Active	15	0	2	-2	-11.76%	19	38	1		2	R	M,SC	0		
Exc Award (06/30/2022)																		
143164	Navojoa Monarca	10/20/2020	Active	38	0	0	0	0.00%	38		2			R		0	\$5.00	
Exc Award (06/30/2022, 06/30/2024)																		
15069	NOGALES	12/03/1943	Active	27	4	1	3	12.50%	23	13	2			N		8	90+ Days	



Club Health Assessment for District B 1 through March 2025

			Status	Membership							Reports					Finance		LCIF
Club Number	Club Name	Charter Date		Current Member Count	YTD Members Added	YTD Members Dropped	YTD Net Growth	YTD Net Growth%	Member Count 12 Months Ago	Avg. length of service for dropped members	Months Since Last MMR ***	Yrs. Since Last Officer Report	President Rotation	Vice President Reported ****	Months Since Last Activity Report ***	Account Balance	Donations for current Fiscal Year	
			Number of times on status quo within last two years	If below 15 members appears				If net loss is greater than 20% appears			If no report in 3 months appears in	When more than one year appears in	Number of repeat terms	Notes the officers that do not have an active	If no report at 12 months appears in red			
54142	OBREGON CAJEME	02/25/1993	Active	26	0	0	0	0.00%	27		6			R M	0			
	Exc Award (06/30/2022)																	
146390	Playas de Rosarito AC	06/03/2021	Active	9	3	2	1	12.50%	10	12	0			IP	0			
	Exc Award (06/30/2022)																	
15070	PLAYAS DE TIJUANA	01/04/1971	Active	38	0	2	-2	-5.00%	40	11	0			N	0		\$335.00	
	Exc Award (06/30/2017, 06/30/2018, 06/30/2020)																	
15071	PUERTO PENASCO	04/01/1966	Active	12	0	0	0	0.00%	12		9		3	R SC	4			
	Exc Award (06/30/2022)																	
98306	SAN FELIPE BC	01/17/2007	Active	56	3	7	-4	-6.67%	65	6	0			N VP	0			
	Exc Award (06/30/2022)																	
15076	SAN LUIS RIO COLO	08/21/1947	Active	48	2	0	2	4.35%	46		6			N M,SC	0		\$400.00	
	Exc Award (06/30/2022, 06/30/2024)																	
44732	SONORA BAJA CALIFORNIA	03/06/1985	Active	23	0	3	-3	-11.54%	25	12	5			N SC	3			
15078	SONOYTA	08/05/1956	Active	13	0	0	0	0.00%	14		11		2	R SC	6	90+ Days		
89529	SONOYTA CUBABI AC	10/31/2005	Active	13	0	0	0	0.00%	13		9			N M,SC	18	90+ Days		
15079	TECATE	07/01/1947	Active	35	5	0	5	16.67%	33		0			N	1		\$2,549.30	
15080	TIJUANA	01/16/1943	Active	18	0	0	0	0.00%	20		9			N M	0		\$1,000.00	
	Exc Award (06/30/2022)																	
153307	Tijuana (Sin Fronteras)	12/22/2022	Active	12	0	0	0	0.00%	15		3			M,VP,SC	0		\$29.00	
54048	TIJUANA CAMPESTRE	02/09/1993	Active	15	1	0	1	7.14%	14		0		2	N	0		\$1,020.00	
126550	Tijuana Chapultepec Centenario	01/18/2016	Active	17	0	6	-6	-26.09%	22	2	0			N M,SC	0		\$205.17	
	Exc Award (06/30/2018, 06/30/2022)																	
57981	TIJUANA III	03/18/1996	Active	21	1	1	0	0.00%	24	27	0		2	M,VP	0			
	Exc Award (06/30/2022)																	
15081	TIJUANA LA MESA	05/11/1967	Active	13	2	9	-7	-35.00%	20	10	1			N M,SC	0		\$80.00	
	Exc Award (06/30/2022)																	
58679	TIJUANA OTAY	09/06/1996	Active	26	6	0	6	30.00%	21		3			N T	4		\$2,100.00	
122971	Tijuana Rio, A.C.	08/25/2014	Active	14	1	2	-1	-6.67%	15	1	2			R M	0		\$140.00	



Club Health Assessment for District B 1 through March 2025

INTERNATIONAL

Club Number	Club Name	Charter Date	Status	Membership						Reports					Finance	LCIF	
			Current Member Count	YTD Members Added	YTD Members Dropped	YTD Net Growth	YTD Net Growth%	Member Count 12 Months Ago	Avg. length of service for dropped members	Months Since Last MMR ***	Yrs. Since Last Officer Report	President Rotation	Vice President Reported ****	Months Since Last Activity Report ***	Account Balance	Donations for current Fiscal Year	
			Number of times on status quo within last two years	If below 15 members appears				If net loss is greater than 20% appears			If no report in 3 months appears in	When more than one year appears in	Number of repeat terms	Notes the officers that do not have an active	If no report at 12 months appears in red		
Exc Award (06/30/2017, 06/30/2023)																	

Clubs Cancelled Previous Fiscal Year – Clubs Cancelled within last 12 months may be reinstated

Club Number				Club Name				Charter Date		Current Status*		Cancellation Date													
140107				Mexicali Cachanilla				12/19/2019		Cancelled(6*)		07/29/2023													
Current Total Clubs Count		YTD New Clubs Count	YTD Cancelled Clubs Count	YTD Net Club Gain	Current Total Members Count		YTD Add	YTD Drop	YTD Net Growth	YTD Net Growth %	Member Count 12 Months Ago	Average Member Count Per Club	% of Clubs with less than 20 members	% No MMR in 3 Months	% No Officer Report in 12 Months	% of Clubs with balance 90+ days	Number of Clubs in Status Quo	% Status Quo Clubs in Financial Suspension	Number of Cancelled Clubs	Average Cancelled Club Age	Members Lost Due to Cancellation	% of Clubs Cancelled for Non-Financial Reasons			
52		0	4	-4	1,014		121	196	-75	-6.89%	1,141	20	63%	54%	2%	23%	0	0%	4	3	70	0%			

* - P - Priority Club. Cancellation Reasons: 1-Objectives/conduct, 2-Non-active club, 5-Non-existing club, 6-Disbanding, 7-Merger, 8-Financial Suspension, 9-District/Multiple District Dues.


** - Abbreviation: P-President, S-Secretary, T-Treasurer, M-Member Chairperson, VP-First Vice President, MC-Communications Chairperson, SC-Service Chairperson

*** - Abbreviation: N/R - Never reported using the Lions Clubs website, N/A - Not applicable, No password registered for the Lions Clubs website.

**** - Abbreviation: N - New, IP - Immediate Past, R - Repeat.



Club Health Assessment for District B 2 through March 2025

			Status	Membership							Reports					Finance		LCIF
Club Number	Club Name	Charter Date		Current Member Count	YTD Members Added	YTD Members Dropped	YTD Net Growth	YTD Net Growth%	Member Count 12 Months Ago	Avg. length of service for dropped members	Months Since Last MMR ***	Yrs. Since Last Officer Report	President Rotation	Vice President Reported ****	Months Since Last Activity Report ***	Account Balance	Donations for current Fiscal Year	
			Number of times on status quo within last two years	If below 15 members appears				If net loss is greater than 20% appears			If no report in 3 months appears in	When more than one year appears in	Number of repeat terms	Notes the officers that do not have an active	If no report at 12 months appears in red			
Clubs less than two years old																		
180427	Chihuahua Gente	03/07/2025	Newly Chartered	20	20	0	20	100.00%	0		0			T,M,VP,SC	N/R			
178638	Delicias Huellas de Amor	09/23/2024	Active	27	27	0	27	100.00%	0		0			VP	0	90+ Days	\$292.00	
178318	Fresnillo Mineral	11/11/2024	Active	22	22	0	22	100.00%	0		0		N		0		\$740.00	
154150	Juarez Flor del Desierto	05/25/2023	Active	20	2	3	-1	-4.76%	16	1	1		3	R	M,SC	0	90+ Days \$80.00	
Exc Award (06/30/2024)																		
156543	Juárez Suré	02/01/2024	Active(1)	20	2	5	-3	-13.04%	22	1	0		2		VP,SC	1	90+ Days	
154389	Lerdo Ciudad Jardin	05/24/2023	Active(1)	4	0	1	-1	-20.00%	7	1	2		3		M,VP,SC	2	90+ Days	
154636	Lerdo Hermila Galindo	06/02/2023	Active	17	2	1	1	6.25%	20	3	4			N		0	\$340.00	
154670	Puerto Palomas	06/09/2023	Active(3)	14	0	0	0	0.00%	14		9		3		VP,SC	0	90+ Days	
154468	San Francisco de Conchos	06/02/2023	Active(2)	20	0	0	0	0.00%	20		21		3		M,VP,SC	N/A	90+ Days	
Clubs more than two years old																		
127469	Alvaro Obregon Amor de Mujer	05/06/2016	Active	21	0	0	0	0.00%	18		9		2	N	M,SC	3	\$320.00	
Exc Award (06/30/2021, 06/30/2024)																		
52897	ASENCION	04/14/1992	Active(1)	27	4	0	4	17.39%	23		7		2		M,VP,SC	1	90+ Days \$60.00	
Exc Award (06/30/2021, 06/30/2022, 06/30/2024)																		
103507	CALERA A C	09/24/2008	Active	26	0	3	-3	-10.34%	28	25	0			R		0	\$330.33	
Exc Award (06/30/2021, 06/30/2022, 06/30/2024)																		
77485	CAMARGO NUEVA ERA	08/28/2003	Active(1)	16	4	2	2	14.29%	18	6	2			N	M,VP,SC	2	\$40.00	
99149	CASAS GRANDES SAN ANTONIO	04/18/2007	Active(3)	18	1	0	1	5.88%	18		4			N	T,VP	0	90+ Days	
Exc Award (06/30/2022)																		
38603	CD JUAREZ PASO DEL NTE	06/13/1980	Active	15	0	0	0	0.00%	15		14			N	VP	3		
Exc Award (06/30/2017)																		
15087	CHIHUAHUA	08/11/1938	Active(1)	41	3	0	3	7.89%	38		0			N	SC	0	\$720.33	
Exc Award (06/30/2018, 06/30/2022)																		
133710	Chihuahua Amigos A C	01/26/2018	Active	27	3	5	-2	-6.90%	25	7	0		2		M,VP,SC	1	\$1,985.00	
Exc Award (06/30/2019, 06/30/2020, 06/30/2024)																		



Club Health Assessment for District B 2 through March 2025

Club Number	Club Name	Charter Date	Status	Membership							Reports					Finance	LCIF
				Current Member Count	YTD Members Added	YTD Members Dropped	YTD Net Growth	YTD Net Growth%	Member Count 12 Months Ago	Avg. length of service for dropped members	Months Since Last MMR ***	Yrs. Since Last Officer Report	President Rotation	Vice President Reported ****	Months Since Last Activity Report ***	Account Balance	Donations for current Fiscal Year
			Number of times on status quo within last two years	If below 15 members appears				If net loss is greater than 20% appears			If no report in 3 months appears in	When more than one year appears in	Number of repeat terms	Notes the officers that do not have an active	If no report at 12 months appears in red		
100667	CHIHUAHUA CEREDIL	11/28/2007	Active	21	2	2	0	0.00%	21	24	4			IP	M,SC	0	\$20.00
	Exc Award (06/30/2023)																
89509	CHIHUAHUA FUERZA AC	10/26/2005	Active	31	4	0	4	14.81%	28		2			N	M	0	\$2,184.00
	Exc Award (06/30/2017, 06/30/2020, 06/30/2021)																
42415	CHIHUAHUA SAN FELIPE EL REAL	03/21/1983	Active	24	2	4	-2	-7.69%	24	13	0			N		0	\$265.33
	Exc Award (06/30/2017, 06/30/2021, 06/30/2022)																
15089	CIUDAD CAMARGO	10/16/1941	Active(3)	5	0	0	0	0.00%	0		11		None	P,S,T,M,VP SC	16	90+ Days	
15091	CIUDAD JUAREZ	10/12/1934	Active	6	0	0	0	0.00%	6		78	1	None	P,S,T,M,VP SC	24+		
15092	CIUDAD LERDO	09/23/1956	Active(1)	14	0	1	-1	-6.67%	18	9	3			VP	0	\$80.00	
50828	COL LAZARO CARDENAS LAZ CAR 90	07/05/1990	Active	14	0	0	0	0.00%	14		10		5	N	M,SC	1	
15095	CUAUHTEMOC	06/14/1946	Active	37	0	1	-1	-2.63%	38	11	3			M,VP,SC	3	\$1,400.00	
	Exc Award (06/30/2024)																
108653	CUAUHTEMOC MUJER AMOR EN ACCIÓN	06/17/2010	Active	23	2	0	2	9.52%	19		6			VP,SC	0	90+ Days	\$1,280.00
	Exc Award (06/30/2016, 06/30/2017, 06/30/2021)																
15097	DELICIAS	12/15/1940	Active	28	0	0	0	0.00%	28		1			N		0	\$240.00
	Exc Award (06/30/2020, 06/30/2022)																
103833	DELICIAS AROMA DE MUJER	11/07/2008	Active	21	4	3	1	5.00%	26	7	1			N		0	\$100.00
	Exc Award (06/30/2016, 06/30/2017, 06/30/2021)																
61060	DELICIAS CASTORES	07/31/1998	Active	16	5	1	4	33.33%	13	0	1			N		0	\$1,620.00
	Exc Award (06/30/2017, 06/30/2023)																
141865	Delicias Cibernetico Jóvenes en Acción	06/25/2020	Active	12	0	9	-9	-42.86%	21	4	3			S,T,M,VP,SC	15	90+ Days	
78795	DELICIAS INNOVACION	04/14/2004	Active	22	4	23	-19	-46.34%	41	7	1			VP	0	\$280.00	
	Exc Award (06/30/2016, 06/30/2017, 06/30/2021)																
130585	Delicias Unidos Por Ti	04/12/2017	Active	17	4	9	-5	-22.73%	21	7	3			M,VP,SC	0	\$236.63	
	Exc Award (06/30/2020, 06/30/2021, 06/30/2022)																
15099	EL SALTO	08/08/1946	Active	27	3	1	2	8.00%	23	9	1			N	M	1	
	Exc Award (06/30/2018)																



Club Health Assessment for District B 2 through March 2025

			Status	Membership							Reports					Finance		LCIF
Club Number	Club Name	Charter Date		Current Member Count	YTD Members Added	YTD Members Dropped	YTD Net Growth	YTD Net Growth%	Member Count 12 Months Ago	Avg. length of service for dropped members	Months Since Last MMR ***	Yrs. Since Last Officer Report	President Rotation	Vice President Reported ****	Months Since Last Activity Report ***	Account Balance	Donations for current Fiscal Year	
			Number of times on status quo within last two years	If below 15 members appears					If net loss is greater than 20% appears			If no report in 3 months appears in	When more than one year appears in	Number of repeat terms	Notes the officers that do not have an active	If no report at 12 months appears in red		
15102	FRESNILLO	01/24/1949	Active(2)	17	0	1	-1	-5.56%	20	8	4				M,VP,SC	7	90+ Days	
Exc Award (06/30/2018)																		
15104	GOMEZ PALACIO	10/13/1942	Active	33	9	7	2	6.45%	34	18	0				VP	0	90+ Days	\$80.00
Exc Award (06/30/2016, 06/30/2022)																		
149576	Gomez Palacio Los Olivos	01/11/2022	Active	15	2	0	2	15.38%	19		8			R		0		\$200.00
151129	Guachochi	06/16/2022	Active(2)	10	0	0	0	0.00%	10		9			N	M,SC	7	90+ Days	\$20.00
67320	GUADALUPE VICTORIA	02/19/2003	Active	26	0	0	0	0.00%	28		7				VP,SC	1		\$140.00
Exc Award (06/30/2022, 06/30/2023, 06/30/2024)																		
60316	JEREZ	01/26/1998	Active(2)	11	0	0	0	0.00%	0		10		None		P,S,T,M,VP SC	16	90+ Days	
15108	JIMENEZ	03/22/1952	Active	18	0	1	-1	-5.26%	19	4	6			N	M,SC	1		
138450	Juárez Ceredil	05/31/2019	Active(2)	16	1	0	1	6.67%	15		2				VP,SC	5	90+ Days	
148878	Juarez Chamizal	11/19/2021	Active(1)	9	0	10	-10	-52.63%	31	2	3				T,M,VP,SC	3	90+ Days	
15113	MEOQUI	01/29/1956	Active	17	0	0	0	0.00%	17		6			N	SC	0	90+ Days	\$64.29
15116	NUEVO CASAS GRANDES	02/01/1957	Active	21	0	0	0	0.00%	21		11			N		0	90+ Days	\$40.00
Exc Award (06/30/2020, 06/30/2022)																		
136445	Nuevo Casas Grandes La Estacion	09/27/2018	Active(2)	12	1	1	0	0.00%	12	4	3			N	T,M,SC	2	90+ Days	
110666	NUEVO CASAS GRANDES PAQUIMEITAS	03/25/2011	Active	29	1	3	-2	-6.45%	29	10	0			R		0		\$3,160.00
Exc Award (06/30/2017, 06/30/2018, 06/30/2019)																		
125807	Nuevo Fresnillo	09/21/2015	Active(3)	9	0	0	0	0.00%	9		4		2		M,VP,SC	15	90+ Days	
Exc Award (06/30/2023)																		
139628	Ojinaga Mujer con Amor	08/30/2019	Active	39	4	0	4	11.43%	38		2		2		M,VP,SC	0	90+ Days	\$260.00
Exc Award (06/30/2021, 06/30/2022, 06/30/2023)																		
15119	PARRAL	02/20/1941	Active	16	0	1	-1	-5.88%	18	13	8			N	SC	4		
Exc Award (06/30/2016, 06/30/2023)																		
37809	PARRAL CENTRO	12/17/1979	Active(3)	0	0	0	0	0.00%	10		16	3	None		P,S,T,M,VP SC	24+		
148596	Peñon Blanco Unidos	01/17/2022	Active(4)	3	0	17	-17	-85.00%	20	3	3				M,VP,SC	0	90+ Days	
30825	RICARDO FLORES MACON	05/29/1975	Active(2)	9	0	0	0	0.00%	9		17		4	R	M,SC	3	90+ Days	



Club Health Assessment for District B 2 through March 2025

			Status	Membership							Reports					Finance		LCIF
Club Number	Club Name	Charter Date		Current Member Count	YTD Members Added	YTD Members Dropped	YTD Net Growth	YTD Net Growth%	Member Count 12 Months Ago	Avg. length of service for dropped members	Months Since Last MMR ***	Yrs. Since Last Officer Report	President Rotation	Vice President Reported ****	Months Since Last Activity Report ***	Account Balance	Donations for current Fiscal Year	
			Number of times on status quo within last two years	If below 15 members appears				If net loss is greater than 20% appears			If no report in 3 months appears in	When more than one year appears in	Number of repeat terms	Notes the officers that do not have an active	If no report at 12 months appears in red			
15120	RIO GRANDE	08/12/1956	Active	16	2	0	2	14.29%	15		7		9	R SC	0	90+ Days		
15122	RODEO	04/02/1955	Active	24	4	6	-2	-7.69%	27	8	0		2	N M,SC	0		\$20.00	
Exc Award (06/30/2018, 06/30/2023)																		
141548	Rodeo Unidas por Ti	05/01/2020	Active	11	2	0	2	22.22%	10		8			N	0		\$100.00	
Exc Award (06/30/2023)																		
138330	Rosales	05/24/2019	Active	26	0	2	-2	-7.14%	26	0	7			N	0	90+ Days	\$41.00	
Exc Award (06/30/2021, 06/30/2022, 06/30/2023)																		
15126	SAN JUANITO	12/20/1948	Active(3)	11	0	0	0	0.00%	11		22		11	M,VP,SC	16	90+ Days		
15128	SANTA BARBARA	02/21/1953	Active	15	0	2	-2	-11.76%	17	16	1			N M,SC	4	90+ Days		
15129	SANTA MARIA DEL ORO	05/17/1957	Active	18	0	2	-2	-10.00%	19	28	9			R	0		\$1,060.00	
Exc Award (06/30/2023)																		
15131	SAUCILLO	05/08/1948	Active	11	0	1	-1	-8.33%	12	2	3			M,VP,SC	0		\$60.00	
Exc Award (06/30/2020, 06/30/2022)																		
15138	TORREON	05/06/1940	Active(1)	21	0	0	0	0.00%	21		10		3	M,VP,SC	1	90+ Days		
56476	TORREON NOUS A C	01/17/1995	Active	10	0	0	0	0.00%	10		6		5	N M	5	90+ Days		
15137	TORREON PONIENTE	10/30/1972	Active(2)	14	0	0	0	0.00%	14		4		8	M,VP,SC	2			
124791	Zacatecas Cantera y Plata	05/11/2015	Active	15	1	3	-2	-11.76%	16	2	1		2	R	1			
Exc Award (06/30/2018)																		

Clubs Cancelled Previous Fiscal Year – Clubs Cancelled within last 12 months may be reinstated

Club Number	Club Name	Charter Date	Current Status*	Cancellation Date
150883	Chihuahua Joven	06/20/2022	Cancelled(8*)	06/29/2024
146623	Chihuahua Ralamuli	06/14/2021	Cancelled(8*)	12/29/2023
122352	Durango Alacranes	05/30/2014	Cancelled(8*)	12/29/2023
152161	Poanas	06/06/2023	Cancelled(8*)	06/29/2024
64556	VALLE DE ZARAGOZA	06/18/2001	Cancelled(6*)	01/29/2024



Club Health Assessment for District B 2 through March 2025

				Status		Membership							Reports					Finance		LCIF	
Club Number	Club Name	Charter Date																			

* - P - Priority Club. Cancellation Reasons: 1-Objectives/conduct, 2-Non-active club, 5-Non-existing club, 6-Disbanding, 7-Merger, 8-Financial Suspension, 9-District/Multiple District Dues.

** - Abbreviation: P-President, S-Secretary, T-Treasurer, M-Member Chairperson, VP-First Vice President, MC-Communications Chairperson, SC-Service Chairperson

*** - Abbreviation: N/R - Never reported using the Lions Clubs website, N/A - Not applicable, No password registered for the Lions Clubs website.

**** - Abbreviation: N - New, IP - Immediate Past, R - Repeat.



Club Health Assessment for District B 3 through March 2025

			Status	Membership							Reports					Finance		LCIF
Club Number	Club Name	Charter Date		Current Member Count	YTD Members Added	YTD Members Dropped	YTD Net Growth	YTD Net Growth%	Member Count 12 Months Ago	Avg. length of service for dropped members	Months Since Last MMR ***	Yrs. Since Last Officer Report	President Rotation	Vice President Reported ****	Months Since Last Activity Report ***	Account Balance	Donations for current Fiscal Year	
			Number of times on status quo within last two years	If below 15 members appears				If net loss is greater than 20% appears			If no report in 3 months appears in	When more than one year appears in	Number of repeat terms	Notes the officers that do not have an active	If no report at 12 months appears in red			
Clubs less than two years old																		
154876	Coahuila Helen Keller	06/27/2023	Active(1)	14	0	0	0	0.00%	13		3			M,VP,SC	1	90+ Days		
156246	Cruillas	10/04/2023	Cancelled(8*)	0	0	20	-20	-100.00%	20	1	9		None	P,S,T,M,VP SC	16	90+ Days		
177840	Fortaleza de Tamaulipas	08/22/2024	Active	26	31	5	26	100.00%	0	0	0			M,VP,SC	0			
Clubs more than two years old																		
66486	ACUNA A C	07/18/2002	Active	61	10	0	10	19.61%	51		2			T,M,VP,SC	7	90+ Days	\$60.00	
Exc Award (06/30/2016, 06/30/2020, 06/30/20)																		
118053	ACUNA DEL RIO 2012, A.C.	10/19/2012	Active	23	5	4	1	4.55%	29	4	5			N	0			
Exc Award (06/30/2016, 06/30/2019, 06/30/20)																		
31160	ALDAMA	09/08/1975	Cancelled(8*)	0	0	13	-13	-100.00%	13	16	3		None	P,S,T,M,VP SC	11	90+ Days		
65497	CADEREYTA JIMENEZ	06/14/2002	Active	29	0	0	0	0.00%	32		10		3	S,T,M,VP,SC	2			
15318	CARDENAS	03/15/1951	Active	24	0	3	-3	-11.11%	24	1	3		3	N SC	8			
116312	CD MADERO TAMPICO	03/08/2012	Active	16	1	9	-8	-33.33%	23	6	1			N S,M,SC	1	90+ Days		
Exc Award (06/30/2020, 06/30/2021, 06/30/20)																		
66600	CD VICTORIA	09/10/2002	Active	27	3	6	-3	-10.00%	30	4	0			N SC	0	90+ Days		
Exc Award (06/30/2018, 06/30/2022)																		
84441	CERRALVO	11/22/2004	Active	22	0	0	0	0.00%	22		11		2	R T,SC	3			
Exc Award (06/30/2016, 06/30/2017, 06/30/20)																		
15160	CIUDAD MADERO	03/20/1957	Active(2)	28	0	0	0	0.00%	28		11			N SC	0	90+ Days	\$87.00	
Exc Award (06/30/2023, 06/30/2024)																		
61921	EL CARMEN	05/14/1999	Active	25	0	0	0	0.00%	25		4			M,VP,SC	5	90+ Days		
Exc Award (06/30/2018, 06/30/2019, 06/30/20)																		
136862	El Mante	11/27/2018	Cancelled(8*)	0	0	10	-10	-100.00%	10	4	3	1	None	P,S,T,M,VP SC	10	90+ Days		
65038	EL REFUGIO A C	02/25/2002	Active	24	0	0	0	0.00%	24		13		3	T,M,VP,SC	3			
Exc Award (06/30/2016, 06/30/2023)																		
15175	GENERAL TERAN	07/18/1959	Active(4)	19	0	0	0	0.00%	19		16	3	None	P,S,T,M,VP SC	18	90+ Days		
Exc Award (06/30/2016)																		
30820	GENERAL ZUAZUA N L	05/29/1975	Active	33	0	2	-2	-5.71%	36	39	2		6	S,M,VP,SC	5	90+ Days		



Club Health Assessment for District B 3 through March 2025

			Status	Membership							Reports					Finance	LCIF				
Club Number	Club Name	Charter Date		Current Member Count	YTD Members Added	YTD Members Dropped	YTD Net Growth	YTD Net Growth%	Member Count 12 Months Ago	Avg. length of service for dropped members	Months Since Last MMR ***	Yrs. Since Last Officer Report	President Rotation	Vice President Reported ****	Months Since Last Activity Report ***	Account Balance	Donations for current Fiscal Year				
			Number of times on status quo within last two years	If below 15 members appears					If net loss is greater than 20% appears						If no report in 3 months appears in	When more than one year appears in	Number of repeat terms	Notes the officers that do not have an active	If no report at 12 months appears in red		
Exc Award (06/30/2018, 06/30/2022, 06/30/2025)																					
118385	GUADALUPE LA SIERRA, A.C.	11/29/2012	Active	16	0	0	0	0.00%	21		6		3	M,VP,SC	17						
Exc Award (06/30/2016, 06/30/2017, 06/30/2020)																					
64885	GUERRERO	12/26/2001	Active	33	0	0	0	0.00%	33		9			M,VP,SC	9	90+ Days					
Exc Award (06/30/2016, 06/30/2022)																					
130004	Huejutla Centenario	02/07/2017	Active	28	4	0	4	16.67%	26		0			N SC	0	90+ Days					
Exc Award (06/30/2018, 06/30/2019, 06/30/2020)																					
15177	LINARES	12/05/1953	Active(2)	17	0	0	0	0.00%	17		16		7	N VP,SC	15	90+ Days					
61694	MARIN	03/30/1999	Active	8	0	0	0	0.00%	9		11		7	T,M,VP,SC	12	90+ Days					
Exc Award (06/30/2018)																					
15179	MATAMOROS	10/12/1942	Active(2)	14	0	0	0	0.00%	14		16	3	None	P,S,T,M,VP SC	17						
15335	MATEHUALA	06/02/1957	Active(1)	23	1	1	0	0.00%	22	13	6			N T,SC	12						
Exc Award (06/30/2016, 06/30/2023)																					
65495	MONCLOVA	06/14/2002	Active(1)	12	1	0	1	9.09%	12		4			P,M,VP,SC	1						
Exc Award (06/30/2016)																					
66274	MONTEMORELOS	06/19/2002	Active	50	0	1	-1	-1.96%	54	3	3		2	N SC	6	90+ Days					
108216	MONTERREY CENTRO	05/03/2010	Active(1)	20	0	0	0	0.00%	20		4			VP,SC	6	90+ Days					
Exc Award (06/30/2017, 06/30/2019, 06/30/2020)																					
144737	Monterrey Chepevera A C	12/30/2020	Active(1)	20	0	0	0	0.00%	20		16	1	None	P,S,T,M,VP SC	12	90+ Days					
Exc Award (06/30/2023)																					
50175	MONTERREY COLINAS	02/12/1990	Active	33	1	7	-6	-15.38%	24	1	3			N	0						
Exc Award (06/30/2016, 06/30/2018, 06/30/2020)																					
117672	MONTERREY LA SILLA	08/17/2012	Active	14	2	0	2	16.67%	12		4			N SC	3	90+ Days					
Exc Award (06/30/2016, 06/30/2017, 06/30/2020)																					
15185	MONTERREY NORTE	12/09/1966	Active	28	6	11	-5	-15.15%	31	9	1			M,VP,SC	0	90+ Days					
Exc Award (06/30/2023, 06/30/2024)																					
15169	MONTERREY PONIENTE	11/08/1958	Active	69	3	2	1	1.47%	66	5	1			N SC	0		\$2,332.19				
Exc Award (06/30/2016, 06/30/2017, 06/30/2020)																					



Club Health Assessment for District B 3 through March 2025

			Status	Membership							Reports					Finance	LCIF
Club Number	Club Name	Charter Date		Current Member Count	YTD Members Added	YTD Members Dropped	YTD Net Growth	YTD Net Growth%	Member Count 12 Months Ago	Avg. length of service for dropped members	Months Since Last MMR ***	Yrs. Since Last Officer Report	President Rotation	Vice President Reported ****	Months Since Last Activity Report ***	Account Balance	Donations for current Fiscal Year
			Number of times on status quo within last two years	If below 15 members appears				If net loss is greater than 20% appears			If no report in 3 months appears in	When more than one year appears in	Number of repeat terms	Notes the officers that do not have an active	If no report at 12 months appears in red		
133226	Monterrey Santa Lucia	11/30/2017	Active(1)	11	1	1	0	0.00%	11	12	5		2	M,VP,SC	5		\$15.00
Exc Award (06/30/2018, 06/30/2020, 06/30/2022)																	
59970	MONTERREY SURESTE	09/22/1997	Active(1)	24	0	0	0	0.00%	26		9		5	M,VP,SC	20	90+ Days	
Exc Award (06/30/2016, 06/30/2019)																	
128285	Morelos Coahuila	07/26/2016	Active(1)	19	2	1	1	5.56%	20	5	8			N M	2	90+ Days	
Exc Award (06/30/2017, 06/30/2018, 06/30/2020)																	
105238	MUZQUIZ AC	04/16/2009	Active(1)	29	0	4	-4	-12.12%	33	14	1			N S,M,SC	4	90+ Days	
Exc Award (06/30/2020)																	
133654	N.L. Mujeres Lideres	01/29/2018	Active(1)	18	0	8	-8	-30.77%	24	5	3			T,M,VP	7	90+ Days	
Exc Award (06/30/2019, 06/30/2020, 06/30/2022)																	
64555	NUEVO LAREDO	06/28/2001	Active	39	6	1	5	14.71%	32	9	0			M,VP,SC	1	90+ Days	\$10.00
Exc Award (06/30/2017, 06/30/2018, 06/30/2020)																	
130552	Nuevo Laredo Centenario	04/05/2017	Active	31	1	10	-9	-22.50%	40	3	0			N M,SC	0		\$25.00
Exc Award (06/30/2018, 06/30/2022, 06/30/2024)																	
100148	NUEVO LAREDO FUNDADORES	09/04/2007	Active	21	0	0	0	0.00%	21		20	1	None	P,S,T,M,VP SC	16	90+ Days	
48424	PARRAS	04/19/1988	Active(1)	21	4	8	-4	-16.00%	25	5	0			VP	4	90+ Days	\$158.00
46576	RAMOS ARIZPE	10/13/1986	Active	26	0	1	-1	-3.70%	27	3	3			M,VP	3	90+ Days	
Exc Award (06/30/2016)																	
64681	REYNOSA	09/10/2001	Active	21	5	0	5	31.25%	16		0		5	VP,SC	2		\$103.00
Exc Award (06/30/2019)																	
100099	REYNOSA RIBERENA	08/28/2007	Active(1)	20	0	0	0	0.00%	20		28	2	None	P,S,T,M,VP SC	24+	90+ Days	\$1.00
137961	Reynosa Sembrado	04/25/2019	Active(1)	15	0	0	0	0.00%	15		21		None	P,S,T,M,VP SC	10	90+ Days	
125564	Rio Bravo	08/26/2015	Active(1)	14	0	1	-1	-6.67%	15	9	3		2	T,M,VP,SC	17	90+ Days	
66691	RIO BRAVO FUNDADORES	10/21/2002	Active(1)	16	0	0	0	0.00%	16		33		2	N S,T,M,VP,SC	17	90+ Days	
15202	SABINAS	03/24/1945	Active	219	3	3	0	0.00%	220	6	0			M,VP,SC	0	90+ Days	\$30.00
Exc Award (06/30/2016, 06/30/2019, 06/30/2022)																	
15203	SABINAS HIDALGO	03/29/1944	Active	20	0	0	0	0.00%	20		20	1	None	P,S,T,M,VP SC	14	90+ Days	
146257	Sabinas Mujeres de Corazón	05/24/2021	Active(1)	28	0	0	0	0.00%	26		8			N M,SC	13	90+ Days	



Club Health Assessment for District B 3 through March 2025

			Status	Membership							Reports					Finance		LCIF
Club Number	Club Name	Charter Date		Current Member Count	YTD Members Added	YTD Members Dropped	YTD Net Growth	YTD Net Growth%	Member Count 12 Months Ago	Avg. length of service for dropped members	Months Since Last MMR ***	Yrs. Since Last Officer Report	President Rotation	Vice President Reported ****	Months Since Last Activity Report ***	Account Balance	Donations for current Fiscal Year	
			Number of times on status quo within last two years	If below 15 members appears					If net loss is greater than 20% appears			If no report in 3 months appears in	When more than one year appears in	Number of repeat terms	Notes the officers that do not have an active	If no report at 12 months appears in red		
61083	SABINAS PONIENTE	08/18/1998	Active	9	0	0	0	0.00%	9		14		2	M,VP,SC	18	90+ Days		
15205	SALTILLO	10/08/1938	Active	30	1	2	-1	-3.23%	30	5	3			N	0			
Exc Award (06/30/2016, 06/30/2020, 06/30/20																		
51044	SALTILLO 90	11/07/1990	Active	18	4	1	3	20.00%	15	19	3			M,VP,SC	3	90+ Days		
Exc Award (06/30/2018, 06/30/2019, 06/30/20																		
60302	SALTILLO AMISTAD	01/21/1998	Active	18	0	0	0	0.00%	18		42		12	N	0	90+ Days		
86055	SALTILLO CIHUATL	03/31/2005	Active	12	4	0	4	50.00%	8		8		2	S,VP	6			
146218	Saltillo Dra Esther Urquieta Yañez	06/03/2021	Active	23	5	0	5	27.78%	18		2		2	N	0			
131175	Saltillo El Sarape	06/12/2017	Active	23	5	6	-1	-4.17%	20	1	0			M,VP,SC	0			
Exc Award (06/30/2019, 06/30/2021, 06/30/20																		
150834	Saltillo Maravillas	05/16/2022	Cancelled(8*)	0	0	19	-19	-100.00%	19	3	3	2	None	P,S,T,M,VP SC	N/A	90+ Days		
109096	SALTILLO NUEVA TLAXCALA	08/24/2010	Active	37	2	8	-6	-13.95%	43	7	0			M,VP,SC	0	90+ Days	\$970.00	
Exc Award (06/30/2016, 06/30/2017, 06/30/20																		
140148	Saltillo Orion	12/02/2019	Active(2)	17	0	0	0	0.00%	17		16	2	None	P,S,T,M,VP SC	17	90+ Days		
66448	SAN BUENA VENTURA	06/28/2002	Active(2)	26	0	1	-1	-3.70%	28	23	3		2	M,VP,SC	13	90+ Days		
Exc Award (06/30/2016)																		
95058	SAN CIRO AC	01/17/2006	Active(1)	13	0	0	0	0.00%	13		12		3	M,VP,SC	1	90+ Days	\$50.00	
Exc Award (06/30/2017, 06/30/2023)																		
15352	SAN LUIS POTOSI	05/29/1943	Active	17	3	0	3	21.43%	18		3			N	3		(\$770.00)	
Exc Award (06/30/2017, 06/30/2019, 06/30/20																		
117676	SAN LUIS POTOSI "EL POTOSI"	08/17/2012	Cancelled(8*)	0	0	12	-12	-100.00%	12	11	3		None	P,S,T,M,VP SC	14	90+ Days	\$20.00	
Exc Award (06/30/2017)																		
143053	San Luis Potosí Aranzazú	10/26/2020	Active(1)	20	0	0	0	0.00%	20		19	1	None	P,S,T,M,VP SC	12	90+ Days		
54571	SAN LUIS POTOSI VALLE DE TANGA	06/08/1993	Active(1)	24	1	1	0	0.00%	25	5	3			N	2	90+ Days		
Exc Award (06/30/2018, 06/30/2019, 06/30/20																		
15210	SAN NICO DE LOS GARZA	09/12/1961	Active	27	3	5	-2	-6.90%	31	35	3			M,VP,SC	0	90+ Days	\$1,342.75	
Exc Award (06/30/2018, 06/30/2022, 06/30/20																		



Club Health Assessment for District B 3 through March 2025

			Status	Membership							Reports					Finance		LCIF
Club Number	Club Name	Charter Date		Current Member Count	YTD Members Added	YTD Members Dropped	YTD Net Growth	YTD Net Growth%	Member Count 12 Months Ago	Avg. length of service for dropped members	Months Since Last MMR ***	Yrs. Since Last Officer Report	President Rotation	Vice President Reported ****	Months Since Last Activity Report ***	Account Balance	Donations for current Fiscal Year	
			Number of times on status quo within last two years	If below 15 members appears				If net loss is greater than 20% appears			If no report in 3 months appears in	When more than one year appears in	Number of repeat terms	Notes the officers that do not have an active	If no report at 12 months appears in red			
55429	SOLEDAD DE GRACIANO SANCHEZ Exc Award (06/30/2016, 06/30/2018, 06/30/20)	03/21/1994	Active	19	5	7	-2	-9.52%	22	2	1			N	M,SC	0	90+ Days	\$40.00
65040	TAMAZUNCHALE A C Exc Award (06/30/2016)	02/25/2002	Active	15	6	5	1	7.14%	14	20	2		2	N	M	16	90+ Days	
15213	TAMPICO Exc Award (06/30/2017, 06/30/2020)	06/22/1934	Active	20	0	1	-1	-4.76%	21	1	7		5		T,M,VP,SC	0	90+ Days	\$70.00
150128	Trascender Nuevo León Exc Award (06/30/2023)	03/28/2022	Active	32	5	0	5	18.52%	32		4			N	SC	0		\$100.00
15215	VILLA DE ARTEAGA Exc Award (06/30/2016)	05/11/1958	Active	17	0	3	-3	-15.00%	23	4	8				M,VP,SC	7		\$7.17
66278	VILLA DE GUADALUPE AC Exc Award (06/30/2016, 06/30/2018, 06/30/20)	06/19/2002	Active	52	0	0	0	0.00%	52		8			N	M,SC	0		\$1,050.00
66425	VILLA DE SANTIAGO Exc Award (06/30/2016)	06/28/2002	Active(2)	26	0	0	0	0.00%	26		12		2		M,VP,SC	7	90+ Days	
15223	ZARAGOZA Exc Award (06/30/2016, 06/30/2017, 06/30/20)	03/20/1955	Active	17	0	0	0	0.00%	17		4				VP,SC	8	90+ Days	\$360.00

Clubs Cancelled Previous Fiscal Year – Clubs Cancelled within last 12 months may be reinstated

Club Number	Club Name	Charter Date	Current Status*	Cancellation Date
84425	ACUNA MILENIUM A C	11/16/2004	Cancelled(6*)	04/29/2024
140767	Garcia NL	01/22/2020	Cancelled(6*)	06/29/2024
138274	SLP Real	06/07/2019	Cancelled(8*)	06/29/2024

Current Total Clubs Count	YTD New Clubs Count	YTD Cancelled Clubs Count	YTD Net Club Gain	Current Total Members Count	YTD Add	YTD Drop	YTD Net Growth	YTD Net Growth %	Member Count 12 Months Ago	Average Member Count Per Club	% of Clubs with less than 20 members	% No MMR in 3 Months	% No Officer Report in 12 Months	% of Clubs with balance 90+ days	Number of Clubs in Status Quo	% Status Quo Clubs in Financial Suspension	Number of Cancelled Clubs	Average Cancelled Club Age	Members Lost Due to Cancellation	% of Clubs Cancelled for Non-Financial Reasons
70	1	5	-4	1,860	134	203	-69	-3.58%	1,938	27	37%	73%	11%	67%	0	0%	5	20	74	-20%



Club Health Assessment for District B 3 through March 2025

			Status	Membership							Reports					Finance	LCIF
Club Number	Club Name	Charter Date		Current Member Count	YTD Members Added	YTD Members Dropped	YTD Net Growth	YTD Net Growth%	Member Count 12 Months Ago	Avg. length of service for dropped members	Months Since Last MMR ***	Yrs. Since Last Officer Report	President Rotation	Vice President Reported ****	Months Since Last Activity Report ***	Account Balance	Donations for current Fiscal Year
			Number of times on status quo within last two years	If below 15 members appears				If net loss is greater than 20% appears			If no report in 3 months appears in	When more than one year appears in	Number of repeat terms	Notes the officers that do not have an active	If no report at 12 months appears in red		

* - P - Priority Club. Cancellation Reasons: 1-Objectives/conduct, 2-Non-active club, 5-Non-existing club, 6-Disbanding, 7-Merger, 8-Financial Suspension, 9-District/Multiple District Dues.
** - Abbreviation: P-President, S-Secretary, T-Treasurer, M-Member Chairperson, VP-First Vice President, MC-Communications Chairperson, SC-Service Chairperson
*** - Abbreviation: N/R - Never reported using the Lions Clubs website, N/A - Not applicable, No password registered for the Lions Clubs website.
**** - Abbreviation: N - New, IP - Immediate Past, R - Repeat.



Club Health Assessment for District B 4 through March 2025

			Status	Membership							Reports					Finance		LCIF
Club Number	Club Name	Charter Date		Current Member Count	YTD Members Added	YTD Members Dropped	YTD Net Growth	YTD Net Growth%	Member Count 12 Months Ago	Avg. length of service for dropped members	Months Since Last MMR ***	Yrs. Since Last Officer Report	President Rotation	Vice President Reported ****	Months Since Last Activity Report ***	Account Balance	Donations for current Fiscal Year	
			Number of times on status quo within last two years	If below 15 members appears				If net loss is greater than 20% appears			If no report in 3 months appears in	When more than one year appears in	Number of repeat terms	Notes the officers that do not have an active	If no report at 12 months appears in red			
Clubs less than two years old																		
181222	Morelia Monarca Conecta	03/07/2025	Newly Chartered	20	20	0	20	100.00%	0		0			M,VP,SC	0			
181063	Puerto Vallarta Centro	02/25/2025	Newly Chartered	21	21	0	21	100.00%	0		1			P,T,M,VP,SC	0			
179892	Villa Hidalgo Progreso	01/02/2025	Newly Chartered	22	23	1	22	100.00%	0	0	0		N	M,SC	0			
181103	Zacatecas Leones de Plata	02/27/2025	Newly Chartered	25	25	0	25	100.00%	0		0			M,VP,SC	0			
Clubs more than two years old																		
53561	AMECA	08/06/1992	Active	45	0	4	-4	-8.16%	49	14	3		N	M,VP,SC	1			
15229	APATZINGAN	07/28/1956	Active	19	2	4	-2	-9.52%	21	9	2		N		2		\$40.00	
Exc Award (06/30/2017, 06/30/2020)																		
15233	AUTLAN	09/10/1955	Active	50	8	0	8	19.05%	42		2		N	M	2		\$183.00	
Exc Award (06/30/2017)																		
127385	Chiquilistlan Jalisco	04/26/2016	Active	6	0	0	0	0.00%	6		16			M,VP,SC	4			
Exc Award (06/30/2017, 06/30/2023)																		
15236	CIHUATLAN	10/16/1957	Active	23	2	0	2	9.52%	21		3		N	M,SC	0		\$148.64	
15237	CIUDAD GUZMAN	01/12/1956	Active	18	0	0	0	0.00%	18		14		2	M,VP,SC	2			
15239	COLIMA	03/30/1944	Active	22	1	2	-1	-4.35%	22	6	2		N	SC	0	90+ Days		
Exc Award (06/30/2016)																		
118862	COLIMA "REAL COLIMA LEONAS"	04/18/2013	Active	40	4	2	2	5.26%	33	1	0		N		0		\$116.88	
Exc Award (06/30/2017, 06/30/2022, 06/30/2023)																		
120028	Colima Centro Leonas	07/26/2013	Active	14	0	1	-1	-6.67%	16	4	8		4	M,VP,SC	8	90+ Days	\$22.32	
Exc Award (06/30/2017)																		
15240	COLIMA CINCO	01/12/1972	Active	17	0	0	0	0.00%	16		10	1	None	P,S,T,M,VP SC	7		\$851.52	
124206	Colima-Capital Camino Real	02/25/2015	Active	42	9	0	9	27.27%	33		0		N		0		\$94.72	
Exc Award (06/30/2016, 06/30/2017, 06/30/2020)																		
84473	COSTA DE CHILA SUR DE COMPOSTELA	12/20/2004	Active	9	0	0	0	0.00%	11		8		3	P,M,VP,SC	0			



Club Health Assessment for District B 4 through March 2025

			Status	Membership						Reports					Finance	LCIF		
Club Number	Club Name	Charter Date		Current Member Count	YTD Members Added	YTD Members Dropped	YTD Net Growth	YTD Net Growth%	Member Count 12 Months Ago	Avg. length of service for dropped members	Months Since Last MMR ***	Yrs. Since Last Officer Report	President Rotation	Vice President Reported ****	Months Since Last Activity Report ***	Account Balance	Donations for current Fiscal Year	
			Number of times on status quo within last two years	If below 15 members appears					If net loss is greater than 20% appears			If no report in 3 months appears in	When more than one year appears in	Number of repeat terms	Notes the officers that do not have an active	If no report at 12 months appears in red		
Exc Award (06/30/2017)																		
15244	EL GRULLO	08/28/1961	Active	63	12	0	12	23.53%	47		2			N	0			\$2,709.50
Exc Award (06/30/2017, 06/30/2020, 06/30/2020)																		
15247	GUADALAJARA	01/12/1935	Active	28	1	0	1	3.70%	26		7			M,VP	1			
Exc Award (06/30/2020)																		
105149	GUADALAJARA DEL SOL	04/03/2009	Active	21	0	2	-2	-8.70%	23	6	2			M,VP,SC	1			\$1,724.84
Exc Award (06/30/2017, 06/30/2018, 06/30/2020)																		
151821	Hacienda Buenavista y el Molino de Vista Hermosa	09/01/2022	Active	20	2	2	0	0.00%	20	2	0		2	R	M,SC	2		
133224	Huejucar	11/29/2017	Active(1)	14	0	10	-10	-41.67%	24	4	7		5	N	T,SC	7	90+ Days	
31339	IXTLAN DEL RIO	11/06/1975	Active	20	0	0	0	0.00%	23		2			M,VP,SC	0			\$180.00
82915	JEREZ LOPEZ VELARDE	06/29/2004	Active	118	21	7	14	13.46%	104	14	1			M,VP,SC	1			\$6,713.15
Exc Award (06/30/2018, 06/30/2020, 06/30/2020)																		
15110	JUCHIPILA	06/30/1969	Active	37	7	2	5	15.63%	31	4	1			N	M,SC	0		\$2,404.75
Exc Award (06/30/2018, 06/30/2020, 06/30/2020)																		
15261	LA PIEDAD	04/09/1947	Active	14	1	0	1	7.69%	13		2			N	T,SC	1		\$15.20
Exc Award (06/30/2017)																		
52438	LAS VARAS	01/24/1992	Active	24	2	0	2	9.09%	22		7			N		7		\$22.72
Exc Award (06/30/2017)																		
15266	MANZANILLO	03/09/1954	Active	20	0	0	0	0.00%	15		11		5	VP	0			\$1,350.00
88862	MANZANILLO LAS BRISAS	06/30/2005	Active	15	0	4	-4	-21.05%	20	5	3			M,VP	2			\$7.60
Exc Award (06/30/2017)																		
49965	MASCOTA	11/15/1989	Active	69	5	0	5	7.81%	63		1			IP	M,SC	0		\$5,616.00
Exc Award (06/30/2016, 06/30/2017, 06/30/2020)																		
15268	MORELIA	11/09/1946	Active	18	0	4	-4	-18.18%	22	6	1			M,VP,SC	0			\$2,060.80
Exc Award (06/30/2017, 06/30/2020, 06/30/2020)																		
115773	MORELIA VASCO DE QUIROGA	01/11/2012	Active	14	4	10	-6	-30.00%	22	5	1			N	M	0		\$14.72
Exc Award (06/30/2017, 06/30/2018, 06/30/2020)																		
15271	PATZCUARO	12/21/1973	Active	26	5	3	2	8.33%	24	8	3			M,VP,SC	0			\$660.65



Club Health Assessment for District B 4 through March 2025

			Status	Membership							Reports					Finance		LCIF
Club Number	Club Name	Charter Date		Current Member Count	YTD Members Added	YTD Members Dropped	YTD Net Growth	YTD Net Growth%	Member Count 12 Months Ago	Avg. length of service for dropped members	Months Since Last MMR ***	Yrs. Since Last Officer Report	President Rotation	Vice President Reported ****	Months Since Last Activity Report ***	Account Balance	Donations for current Fiscal Year	
			Number of times on status quo within last two years	If below 15 members appears					If net loss is greater than 20% appears			If no report in 3 months appears in	When more than one year appears in	Number of repeat terms	Notes the officers that do not have an active	If no report at 12 months appears in red		
Exc Award (06/30/2020, 06/30/2023)																		
85976	PIHUAMO	03/23/2005	Active	31	1	6	-5	-13.89%	36	8	3				VP,SC	7		
Exc Award (06/30/2023)																		
52322	PITILLAL	12/19/1991	Active	37	7	5	2	5.71%	34	15	3		None		P,M,VP,SC	0	\$1,008.52	
Exc Award (06/30/2020, 06/30/2023)																		
15274	PUERTO VALLARTA	01/01/1959	Active	34	11	24	-13	-27.66%	47	11	0			N		1	\$2,626.00	
Exc Award (06/30/2016, 06/30/2017, 06/30/2020)																		
29636	QUIROGA	07/15/1974	Active	11	0	0	0	0.00%	11		29	1	None		P,S,T,M,VP SC	8	90+ Days	
Exc Award (06/30/2023)																		
64366	SAHUAYO A C	06/15/2001	Active	38	0	0	0	0.00%	38		6		8		T,M,VP,SC	1		
127371	San Sebastian del Oeste Jalisco	04/26/2016	Active	23	0	0	0	0.00%	23		10		3		T,M,VP,SC	2	90+ Days	
Exc Award (06/30/2017)																		
119523	SANTIAGO	06/03/2013	Active	16	0	0	0	0.00%	16		22				P,M,VP,SC	2	90+ Days \$149.44	
Exc Award (06/30/2017, 06/30/2021)																		
15286	SAYULA	04/08/1951	Active	14	0	0	0	0.00%	14		22	1	None		P,S,T,M,VP SC	2	90+ Days	
149817	Talpa De Allende A.C.	02/07/2022	Active	15	0	0	0	0.00%	15		21		4		M,VP,SC	2	90+ Days	
82913	TEOCALTICHE JALISCO	06/29/2004	Active(2)	17	0	0	0	0.00%	17		16	1	None		P,S,T,M,VP SC	7	90+ Days	
Exc Award (06/30/2017, 06/30/2020)																		
133860	Tepetongo	02/26/2018	Active(1)	22	1	3	-2	-8.33%	24	5	3		5	N	SC	1	90+ Days \$40.00	
101315	TEPIC DE NERVO	02/19/2008	Active	20	1	3	-2	-9.09%	21	5	0			N		1	\$40.00	
Exc Award (06/30/2017, 06/30/2018, 06/30/2020)																		
126813	Tepic Rey Nayar	03/07/2016	Active	13	4	3	1	8.33%	12	11	0		2	N	SC	0	90+ Days \$40.00	
Exc Award (06/30/2017)																		
75919	TOMATLAN	06/30/2003	Active	23	1	3	-2	-8.00%	24	4	3		3		M,VP,SC	1	\$2,000.00	
Exc Award (06/30/2017, 06/30/2018, 06/30/2020)																		
124301	Tomatlan Chalacatepec	03/06/2015	Active	30	2	1	1	3.45%	29	10	1			N	M,SC	0	\$68.00	
Exc Award (06/30/2016, 06/30/2017, 06/30/2020)																		
141889	Tomatlan Fuerza Mujeres	06/26/2020	Active(1)	7	2	0	2	40.00%	5		0		3		T,M,VP,SC	0		



Club Health Assessment for District B 4 through March 2025

			Status	Membership						Reports					Finance	LCIF	
Club Number	Club Name	Charter Date		Current Member Count	YTD Members Added	YTD Members Dropped	YTD Net Growth	YTD Net Growth%	Member Count 12 Months Ago	Avg. length of service for dropped members	Months Since Last MMR ***	Yrs. Since Last Officer Report	President Rotation	Vice President Reported ****	Months Since Last Activity Report ***	Account Balance	Donations for current Fiscal Year
			Number of times on status quo within last two years	If below 15 members appears				If net loss is greater than 20% appears			If no report in 3 months appears in	When more than one year appears in	Number of repeat terms	Notes the officers that do not have an active	If no report at 12 months appears in red		
51064	UNION DE TULA	11/21/1990	Active	7	0	0	0	0.00%	7		0		6	T,M,VP,SC	0		
15303	URUAPAN MICHOACAN	03/13/1954	Active	49	12	12	0	0.00%	50	7	0			S,T,M,VP,SC	0		\$6,308.00
	Exc Award (06/30/2020, 06/30/2023, 06/30/2024)																
31161	VILLA HIDALGO JAL	09/05/1975	Active	37	3	13	-10	-21.28%	47	10	0			M,VP,SC	1		\$2,000.00
	Exc Award (06/30/2020, 06/30/2023, 06/30/2024)																
15306	YURECUARO	11/04/1948	Active	17	5	0	5	41.67%	13		1			M,VP,SC	0		(\$962.00)
	Exc Award (06/30/2017)																
143854	Zacatecas	05/27/2021	Active(1)	21	5	0	5	31.25%	16		1			M,VP,SC	1	90+ Days	\$147.20
149810	Zacatecas Centro	02/07/2022	Active	8	2	3	-1	-11.11%	10	2	1		4	VP	1	90+ Days	
	Exc Award (06/30/2022)																
49234	ZAPOTLAN	02/14/1989	Active	14	1	0	1	7.69%	13		2		2	M,VP,SC	0	90+ Days	\$108.00
	Exc Award (06/30/2016)																

Clubs Cancelled Previous Fiscal Year – Clubs Cancelled within last 12 months may be reinstated

Club Number	Club Name	Charter Date	Current Status*	Cancellation Date
119054	BARRA DE NAVIDAD MELAQUE	03/28/2013	Cancelled(6*)	12/29/2023
152704	El Salto y Juanacatlan	10/03/2022	Cancelled(8*)	06/29/2024
107284	TECOMAN A.C.	01/18/2010	Cancelled(6*)	04/29/2024
153001	Tepic del Sol	11/15/2022	Cancelled(8*)	06/29/2024

Current Total Clubs Count	YTD New Clubs Count	YTD Cancelled Clubs Count	YTD Net Club Gain	Current Total Members Count	YTD Add	YTD Drop	YTD Net Growth	YTD Net Growth %	Member Count 12 Months Ago	Average Member Count Per Club	% of Clubs with less than 20 members	% No MMR in 3 Months	% No Officer Report in 12 Months	% of Clubs with balance 90+ days	Number of Clubs in Status Quo	% Status Quo Clubs in Financial Suspension	Number of Cancelled Clubs	Average Cancelled Club Age	Members Lost Due to Cancellation	% of Clubs Cancelled for Non-Financial Reasons
55	4	0	4	1,418	233	134	99	7.51%	1,309	26	40%	44%	7%	25%	0	0%	0	0	0	0%

* - P - Priority Club. Cancellation Reasons: 1-Objectives/conduct, 2-Non-active club, 5-Non-existing club, 6-Disbanding, 7-Merger, 8-Financial Suspension, 9-District/Multiple District Dues.

** - Abbreviation: P-President, S-Secretary, T-Treasurer, M-Member Chairperson, VP-First Vice President, MC-Communications Chairperson, SC-Service Chairperson

*** - Abbreviation: N/R - Never reported using the Lions Clubs website, N/A - Not applicable, No password registered for the Lions Clubs website.

**** - Abbreviation: N - New, IP - Immediate Past, R - Repeat.



Club Health Assessment for District B 5 through March 2025

			Status	Membership							Reports					Finance	LCIF
Club Number	Club Name	Charter Date		Current Member Count	YTD Members Added	YTD Members Dropped	YTD Net Growth	YTD Net Growth%	Member Count 12 Months Ago	Avg. length of service for dropped members	Months Since Last MMR ***	Yrs. Since Last Officer Report	President Rotation	Vice President Reported ****	Months Since Last Activity Report ***	Account Balance	Donations for current Fiscal Year
			Number of times on status quo within last two years	If below 15 members appears				If net loss is greater than 20% appears			If no report in 3 months appears in	When more than one year appears in	Number of repeat terms	Notes the officers that do not have an active	If no report at 12 months red		
Clubs less than two years old																	
171729	Moroleon Quetzales	05/28/2024	Active	20	1	1	0	0.00%	0	0	6		2	R	M,SC	N/R	90+ Days
153170	Nochistlán Identidad Caxcana	05/05/2023	Active	20	0	0	0	0.00%	21		10	1	None		P,S,T,M,VP SC	10	90+ Days
179685	San Luis de la Paz Engranages de Amor	11/26/2024	Active	24	24	0	24	100.00%	0		2				M,VP,SC	N/R	90+ Days
156408	Tarandacuao	10/20/2023	Active(1)	21	0	7	-7	-25.00%	28	1	3			N	M,SC	3	90+ Days
Clubs more than two years old																	
65079	ACAMBARO A C	03/01/2002	Active(1)	22	0	4	-4	-15.38%	28	10	2				M,VP,SC	0	\$60.00
Exc Award (06/30/2018, 06/30/2019, 06/30/20																	
15313	AGUASCALIENTES	11/11/1943	Active	8	2	0	2	33.33%	7		1			N	M,SC	3	90+ Days
Exc Award (06/30/2016, 06/30/2017, 06/30/20																	
149213	Aguascalientes Hidrocalido AC	12/09/2021	Active	26	5	0	5	23.81%	19		6				M,VP,SC	1	90+ Days \$3,472.40
Exc Award (06/30/2024)																	
15315	AMEALCO	09/10/1970	Active(1)	21	0	0	0	0.00%	21		11				M,VP,SC	10	\$160.00
Exc Award (06/30/2017, 06/30/2022, 06/30/20																	
15317	CALVILLO	12/10/1956	Active	22	2	0	2	10.00%	20		8		3	N		1	\$220.00
Exc Award (06/30/2017, 06/30/2023, 06/30/20																	
15319	CELAYA	11/05/1946	Active	15	0	1	-1	-6.25%	14	10	8		5		M,VP,SC	1	90+ Days \$30.33
Exc Award (06/30/2017, 06/30/2023, 06/30/20																	
48494	CELAYA CENTRO	04/28/1988	Active	17	0	2	-2	-10.53%	22	3	4				M,VP,SC	0	
Exc Award (06/30/2018, 06/30/2021, 06/30/20																	
60533	CELAYA NUEVO ZALAYA	03/20/1998	Active	19	3	0	3	18.75%	16		1				T,M,VP,SC	1	\$60.00
Exc Award (06/30/2017, 06/30/2018, 06/30/20																	
150597	Ciegos de Mexico	04/25/2022	Active(2)	5	0	2	-2	-28.57%	6	3	0				S,T,M,VP,SC	15	90+ Days
101152	CORREGIDORA DE QUERETARO	02/07/2008	Active	15	1	1	0	0.00%	16	12	3		2	R		4	90+ Days \$40.00
Exc Award (06/30/2016, 06/30/2019, 06/30/20																	
15329	GUANAJUATO	08/12/1946	Active	22	2	1	1	4.76%	20	11	2			R	M,VP	0	90+ Days \$120.66
Exc Award (06/30/2017)																	



Club Health Assessment for District B 5 through March 2025

			Status	Membership							Reports					Finance		LCIF
Club Number	Club Name	Charter Date		Current Member Count	YTD Members Added	YTD Members Dropped	YTD Net Growth	YTD Net Growth%	Member Count 12 Months Ago	Avg. length of service for dropped members	Months Since Last MMR ***	Yrs. Since Last Officer Report	President Rotation	Vice President Reported ****	Months Since Last Activity Report ***	Account Balance	Donations for current Fiscal Year	
			Number of times on status quo within last two years	If below 15 members appears				If net loss is greater than 20% appears			If no report in 3 months appears in	When more than one year appears in	Number of repeat terms	Notes the officers that do not have an active	If no report at 12 months appears in red			
130219	Guanajuato Mujeres del Centenario Exc Award (06/30/2019, 06/30/2023, 06/30/20)	03/08/2017	Active	20	9	1	8	66.67%	12	1	1		3	N	2	90+ Days	\$40.00	
115526	HUANIMARO, A.C.	11/15/2011	Active	7	0	0	0	0.00%	7		15	1	None	P,S,T,M,VP SC M	21	90+ Days		
15330	IRAPUATO Exc Award (06/30/2018, 06/30/2023)	10/10/1946	Active(1)	9	0	5	-5	-35.71%	14	10	6			N	0	90+ Days		
129054	Jerecuaro Centenario Exc Award (06/30/2017, 06/30/2020)	10/25/2016	Active	21	0	0	0	0.00%	21		11			IP	M,SC	0	\$1,000.00	
15333	LEON Exc Award (06/30/2017, 06/30/2018, 06/30/20)	01/25/1944	Active	23	2	0	2	9.52%	20		1			N	1		\$100.00	
136566	León Mundo Incluyente Exc Award (06/30/2023)	10/25/2018	Active	14	0	0	0	0.00%	14		3		7	R	S,T,M	1	\$1,290.00	
15334	LEON ORIENTE Exc Award (06/30/2017, 06/30/2018, 06/30/20)	01/26/1969	Active	22	1	0	1	4.76%	23		1			N	0		\$110.00	
15060	LORETO	01/23/1956	Active(1)	16	0	2	-2	-11.11%	16	4	3				M,VP,SC	1	\$100.00	
88466	LORETO RENACIMIENTO Exc Award (06/30/2018, 06/30/2023)	05/27/2005	Active	31	6	2	4	14.81%	27	7	3				VP,SC	9		
97311	MOROLEON A.C. Exc Award (06/30/2017, 06/30/2018, 06/30/20)	06/15/2006	Active(1)	33	1	6	-5	-13.16%	37	11	3				VP	1	\$2,100.00	
15339	PENJAMO Exc Award (06/30/2017, 06/30/2023)	11/15/1946	Active(1)	13	0	0	0	0.00%	15		11		8		M,VP,SC	1	\$80.00	
30595	PURISIMA DE BUSTOS Exc Award (06/30/2018)	04/17/1975	Active(1)	23	1	3	-2	-8.00%	24	16	6		2		M,VP,SC	0	\$180.00	
15340	QUERETARO Exc Award (06/30/2017, 06/30/2021, 06/30/20)	03/04/1947	Active(1)	18	3	4	-1	-5.26%	20	2	3				M,VP,SC	1	\$165.17	
129506	Queretaro Centenario Exc Award (06/30/2018)	12/07/2016	Active(2)	15	0	1	-1	-6.25%	15	8	0		5		M,VP,SC	11	\$61.70	
66719	QUERETARO NUEVA ERA Exc Award (06/30/2017, 06/30/2023)	10/29/2002	Active(1)	6	0	1	-1	-14.29%	7	7	3				P,M,VP,SC	11	\$40.00	



Club Health Assessment for District B 5 through March 2025

			Status	Membership							Reports					Finance		LCIF
Club Number	Club Name	Charter Date		Current Member Count	YTD Members Added	YTD Members Dropped	YTD Net Growth	YTD Net Growth%	Member Count 12 Months Ago	Avg. length of service for dropped members	Months Since Last MMR ***	Yrs. Since Last Officer Report	President Rotation	Vice President Reported ****	Months Since Last Activity Report ***	Account Balance	Donations for current Fiscal Year	
			Number of times on status quo within last two years	If below 15 members appears				If net loss is greater than 20% appears			If no report in 3 months appears in	When more than one year appears in	Number of repeat terms	Notes the officers that do not have an active	If no report at 12 months appears in red			
119501	RINCON DE ROMOS LIDERES Exc Award (06/30/2016)	05/30/2013	Active(1)	9	4	0	4	80.00%	7		1		2	N M,SC	8			
15344	SALAMANCA Exc Award (06/30/2016, 06/30/2017, 06/30/2020)	04/07/1947	Active	50	1	0	1	2.04%	49		5			N SC	0		\$1,145.17	
106009	SALAMANCA CORAZON DE MEXICO Exc Award (06/30/2017, 06/30/2022, 06/30/2024)	06/25/2009	Active	10	1	0	1	11.11%	9		7			N	0		\$20.00	
140181	San Diego de la Unión Exc Award (06/30/2021)	11/21/2019	Active	5	0	5	-5	-50.00%	10	4	6		2	N	1		\$40.00	
44294	SAN FELIPE NORTE Exc Award (06/30/2024)	10/01/1984	Active(1)	19	0	0	0	0.00%	14		9			VP	2	90+ Days		
15349	SAN FRANCISCO DEL RINCON Exc Award (06/30/2017, 06/30/2019, 06/30/2020)	11/29/1946	Active	24	0	7	-7	-22.58%	33	13	0		2	T,M,VP,SC	5		\$1,040.00	
63318	SAN FRANCISCO TERCER MILENIO Exc Award (06/30/2017, 06/30/2018, 06/30/2020)	06/19/2000	Active	34	6	1	5	17.24%	32	0	3			N	0	90+ Days	\$220.00	
15351	SAN LUIS DE LA PAZ Exc Award (06/30/2016, 06/30/2017, 06/30/2020)	05/27/1950	Active	37	0	5	-5	-11.90%	37	0	4		5	VP,SC	16	90+ Days		
130530	Santa Cruz Juventino Rosas del Centenario	05/02/2017	Active(1)	20	0	0	0	0.00%	20		11		7	N M,SC	2		\$20.00	
149091	Silao de la Victoria	12/31/2021	Active(3)	7	0	1	-1	-12.50%	8	3	3	1	None	P,S,T,M,VP SC	19	90+ Days	\$20.00	
141012	Tequisquiapan	04/28/2020	Active	24	0	0	0	0.00%	24		7			N M,SC	19	90+ Days		
126219	Universitario de Leon	11/19/2015	Active(1)	18	12	7	5	38.46%	13	3	2		3	N M,SC	0	90+ Days		
121540	Universitario de Moroleon Exc Award (06/30/2017, 06/30/2018, 06/30/2020)	04/02/2014	Active(2)	4	0	6	-6	-60.00%	10	5	7		2	N M,SC	4	90+ Days		
110969	UNIVERSITARIO DE QUERÉTARO Exc Award (06/30/2018)	04/29/2011	Active	10	0	0	0	0.00%	10		4			T,M,VP,SC	24+	90+ Days	\$20.00	
106578	UNIVERSITARIO HURIATA DE URIANGATO Exc Award (06/30/2016, 06/30/2017, 06/30/2020)	09/14/2009	Active	7	0	2	-2	-22.22%	20	2	0		2	N P	1	90+ Days		



Club Health Assessment for District B 5 through March 2025

			Status		Membership						Reports					Finance		LCIF		
Club Number	Club Name	Charter Date			Current Member Count	YTD Members Added	YTD Members Dropped	YTD Net Growth	YTD Net Growth%	Member Count 12 Months Ago	Avg. length of service for dropped members	Months Since Last MMR ***	Yrs. Since Last Officer Report	President Rotation	Vice President Reported ****	Months Since Last Activity Report ***	Account Balance	Donations for current Fiscal Year		
			Number of times on status quo within last two years		If below 15 members appears				If net loss is greater than 20% appears			If no report in 3 months appears in	When more than one year appears in	Number of repeat terms	Notes the officers that do not have an active	If no report at 12 months appears in red				
65308	URIANGATO AC	05/02/2002	Active		46	3	3	0	0.00%	47	1	0			N	0		\$160.00		
	Exc Award (06/30/2016, 06/30/2017, 06/30/2020)																			
141514	Uriangato por la Educacion	04/28/2020	Active(2)		9	3	0	3	50.00%	6		2			M,VP,SC	2		\$25.00		
	Exc Award (06/30/2021)																			
15358	VALLE DE SANTIAGO	11/01/1948	Active		30	0	0	0	0.00%	30		11			M,VP,SC	0	90+ Days			
	Exc Award (06/30/2018, 06/30/2023)																			
Current Total Clubs Count	YTD New Clubs Count	YTD Cancelled Clubs Count	YTD Net Club Gain	Current Total Members Count	YTD Add	YTD Drop	YTD Net Growth	YTD Net Growth %	Member Count 12 Months Ago	Average Member Count Per Club	% of Clubs with less than 20 members	% No MMR in 3 Months	% No Officer Report in 12 Months	% of Clubs with balance 90+ days	Number of Clubs in Status Quo	% Status Quo Clubs in Financial Suspension	Number of Cancelled Clubs	Average Cancelled Club Age	Members Lost Due to Cancellation	% of Clubs Cancelled for Non-Financial Reasons
48	1	0	1	911	93	81	12	1.33%	889	19	50%	67%	6%	60%	0	0%	0	0	0	0%

* - P - Priority Club. Cancellation Reasons: 1-Objectives/conduct, 2-Non-active club, 5-Non-existing club, 6-Disbanding, 7-Merger, 8-Financial Suspension, 9-District/Multiple District Dues.

** - Abbreviation: P-President, S-Secretary, T-Treasurer, M-Member Chairperson, VP-First Vice President, MC-Communications Chairperson, SC-Service Chairperson

*** - Abbreviation: N/R - Never reported using the Lions Clubs website, N/A - Not applicable, No password registered for the Lions Clubs website.

**** - Abbreviation: N - New, IP - Immediate Past, R - Repeat.



Club Health Assessment for District B 6 through March 2025

			Status	Membership							Reports					Finance	LCIF
Club Number	Club Name	Charter Date		Current Member Count	YTD Members Added	YTD Members Dropped	YTD Net Growth	YTD Net Growth%	Member Count 12 Months Ago	Avg. length of service for dropped members	Months Since Last MMR ***	Yrs. Since Last Officer Report	President Rotation	Vice President Reported ****	Months Since Last Activity Report ***	Account Balance	Donations for current Fiscal Year
			Number of times on status quo within last two years	If below 15 members appears				If net loss is greater than 20% appears			If no report in 3 months appears in	When more than one year appears in	Number of repeat terms	Notes the officers that do not have an active	If no report at 12 months appears in red		
Clubs less than two years old																	
171535	Huetamo	07/01/2024	Active	17	22	5	17	100.00%	0	0	3			M,VP,SC	4	90+ Days	
172309	Mexico Centro	09/09/2024	Active	20	22	2	20	100.00%	0	1	3			M,VP,SC	3	90+ Days	
178053	Tepotzotlan	10/25/2024	Active	20	20	0	20	100.00%	0		5			M,VP,SC	3	90+ Days	
Clubs more than two years old																	
15361	ACAPULCO	01/10/1943	Active	19	0	0	0	0.00%	19		7		9	R	P,VP	4	
15362	ACTOPAN	07/27/1956	Active(1)	15	0	0	0	0.00%	15		11	1	None	P,S,T,M,VP SC	24+	90+ Days	
58293	ALVARO OBREGON	05/23/1996	Active	17	0	1	-1	-5.56%	16	1	0			N	SC	0	\$20.00
Exc Award (06/30/2020, 06/30/2024)																	
30823	AMECAMECA	05/29/1975	Active	7	5	2	3	75.00%	4	6	2		6	S,T,M,VP,SC	16	90+ Days	
Exc Award (06/30/2018)																	
68768	ATLACOMULCO	05/15/2003	Active	27	0	0	0	0.00%	27		14			N		0	
Exc Award (06/30/2016, 06/30/2017, 06/30/2018)																	
15373	CHALCO	10/20/1955	Active	16	3	2	1	6.67%	15	8	3			T,M,VP,SC	4		
Exc Award (06/30/2020)																	
77320	CIUDAD ALTAMIRANO	06/20/2003	Active	27	1	1	0	0.00%	39	1	4			N	M,SC	3	\$1,000.00
99336	CIUDAD SATELITE ANIMO	05/09/2007	Active	8	0	0	0	0.00%	13		0			R	T,M,SC	2	90+ Days \$1,000.00
34523	CLAVERIA	10/18/1977	Active	24	0	5	-5	-17.24%	24	4	4			M,VP,SC	0		\$200.00
Exc Award (06/30/2024)																	
15381	COYOACAN	03/12/1958	Active	25	0	0	0	0.00%	25		2			N		0	\$100.00
15384	CUAUTITLAN	09/23/1949	Active	20	0	0	0	0.00%	18		1			N		5	\$1,320.00
Exc Award (06/30/2018)																	
111300	CUAUTITLAN IZC SILVIA DOMINGUEZ DE GARCIA	06/09/2011	Active(1)	12	0	0	0	0.00%	12		0		None	P,S,T,M,VP SC	24+	90+ Days	\$1,000.00
15385	CUAUTLA	11/28/1946	Active(2)	6	8	9	-1	-14.29%	6	12	2			T,M,VP,SC	17		
47351	CUERNAVACA	05/22/1987	Active	15	1	0	1	7.14%	14		0			N	VP	14	
Exc Award (06/30/2018)																	
143085	Cuernavaca Forza	09/29/2020	Active	28	8	6	2	7.69%	44	4	0			N	S	0	



Club Health Assessment for District B 6 through March 2025

			Status	Membership							Reports					Finance		LCIF
Club Number	Club Name	Charter Date		Current Member Count	YTD Members Added	YTD Members Dropped	YTD Net Growth	YTD Net Growth%	Member Count 12 Months Ago	Avg. length of service for dropped members	Months Since Last MMR ***	Yrs. Since Last Officer Report	President Rotation	Vice President Reported ****	Months Since Last Activity Report ***	Account Balance	Donations for current Fiscal Year	
			Number of times on status quo within last two years	If below 15 members appears					If net loss is greater than 20% appears			If no report in 3 months appears in	When more than one year appears in	Number of repeat terms	Notes the officers that do not have an active	If no report at 12 months appears in red		
66667	HUAMANTLA	09/30/2002	Active(2)	11	0	0	0	0.00%	5		9		None	P,S,T,M,VP SC	24+	90+ Days		
15391	IXMIQUILPAN	12/14/1954	Active	10	0	0	0	0.00%	10		11			P,M,VP,SC	5		\$2,000.00	
15392	IXTACALCO	03/02/1962	Active(1)	21	4	1	3	16.67%	18	0	0			M,VP,SC	0	90+ Days		
Exc Award (06/30/2024)																		
151202	Jojutla de Juarez	06/15/2022	Active(1)	10	3	3	0	0.00%	10	1	3		None	P,VP,SC	0			
15431	LA VILLAA C	11/27/1953	Active	18	4	0	4	28.57%	14		0			M,VP,SC	0		\$5.17	
149015	Los Reyes La Paz	12/15/2021	Active(2)	21	22	1	21	100.00%	18	1	3			N S,T,M,SC	N/A	90+ Days		
15397	MEXICO	03/20/1931	Active(2)	5	0	1	-1	-16.67%	6	30	3		7	T,M,VP,SC	17	90+ Days		
52783	MEXICO 2000	04/02/1992	Active	26	7	3	4	18.18%	22	4	0		6	R M	1		\$1,000.00	
132282	Mexico Centenario	07/31/2017	Active	14	2	2	0	0.00%	15	1	3			N	0			
Exc Award (06/30/2018, 06/30/2020, 06/30/2024)																		
152818	Mexico Lindavista	10/18/2022	Active(1)	7	11	4	7	100.00%	13	2	3		3	S,M,VP,SC	13	90+ Days		
122502	Mexico Suré	06/16/2014	Active(1)	9	6	5	1	12.50%	8	7	3			M,VP,SC	0	90+ Days		
61175	NAUCALPAN	10/14/1998	Active	22	0	0	0	0.00%	22		2		2	N	0	90+ Days	\$1,000.00	
TECAMACHALCO Exc Award (06/30/2020)																		
143612	Norte de Puebla 2020	11/19/2020	Active	32	7	1	6	23.08%	26	4	4		2	VP	5	90+ Days		
Exc Award (06/30/2022, 06/30/2024)																		
106238	NOVA ERA	08/11/2009	Active	12	13	17	-4	-25.00%	18	3	0		None	N P,SC	0		\$1,000.00	
Exc Award (06/30/2016, 06/30/2017)																		
15402	PACHUCA	07/13/1944	Active(1)	17	1	0	1	6.25%	16		5			VP,SC	8	90+ Days		
Exc Award (06/30/2018)																		
65279	PROGRESO DE OBREGON	04/18/2002	Active(1)	12	5	0	5	71.43%	7		5			M,VP,SC	10			
149967	Puebla de los Angeles	04/05/2022	Active	9	4	0	4	80.00%	5		0			R M,SC	0			
148290	Rio Frio Ixtapaluca	09/13/2021	Cancelled(8*)	0	0	11	-11	-100.00%	11	3	2	2	None	P,S,T,M,VP SC	24+	90+ Days		
64075	SAN MARTIN TEXMELUCAN	03/16/2001	Active(1)	32	12	0	12	60.00%	23		2			M,VP,SC	2		\$100.00	
Exc Award (06/30/2016, 06/30/2018)																		
15418	TENANCINGO	10/30/1956	Active	19	1	2	-1	-5.00%	23	2	1			N	0	90+ Days		



Club Health Assessment for District B 6 through March 2025

			Status	Membership							Reports					Finance	LCIF	
Club Number	Club Name	Charter Date		Current Member Count	YTD Members Added	YTD Members Dropped	YTD Net Growth	YTD Net Growth%	Member Count 12 Months Ago	Avg. length of service for dropped members	Months Since Last MMR ***	Yrs. Since Last Officer Report	President Rotation	Vice President Reported ****	Months Since Last Activity Report ***	Account Balance	Donations for current Fiscal Year	
			Number of times on status quo within last two years	If below 15 members appears					If net loss is greater than 20% appears			If no report in 3 months appears in	When more than one year appears in	Number of repeat terms	Notes the officers that do not have an active red	If no report in 12 months appears in		
Exc Award (06/30/2018, 06/30/2022, 06/30/2024)																		
138288	Teoloyucan	06/24/2019	Active(1)	9	0	1	-1	-10.00%	10	1	3	1	None	P,S,T,M,VP SC	17	90+ Days		
15420	TEXCOCO	08/26/1966	Active	19	0	0	0	0.00%	19		0			N	4			
Exc Award (06/30/2019, 06/30/2024)																		
15422	TLALNEPANTLA	11/17/1947	Active	26	5	0	5	23.81%	21		4			N	2		\$1,306.19	
Exc Award (06/30/2017, 06/30/2019, 06/30/2024)																		
142475	Tlanchana de Metepec	07/31/2020	Cancelled(8*)	0	0	30	-30	-100.00%	30	4	3		None	P,S,T,M,VP SC	19	90+ Days		
15426	TOLUCA	05/29/1946	Active(2)	17	5	1	4	30.77%	16	0	0		3	N	1	90+ Days		
15427	TULA DE ALLENDE	08/12/1952	Active	15	0	0	0	0.00%	15		9			S,T,M,VP,SC	6			
Exc Award (06/30/2016)																		
15428	TULANCINGO	10/26/1944	Active	25	0	2	-2	-7.41%	25	6	0			N	0		\$88.00	
Exc Award (06/30/2018, 06/30/2019, 06/30/2024)																		
15393	VENUSTIANO CARRANZA	05/04/1966	Active(1)	26	3	1	2	8.33%	25	11	0			N	M	3		
Exc Award (06/30/2016, 06/30/2018)																		
15432	VILLA NICOLAS ROMERO	10/27/1955	Active(1)	7	0	0	0	0.00%	7		12			M,VP,SC	2	90+ Days		
15433	XOCHIMILCO	09/25/1959	Active	7	0	0	0	0.00%	7		13		3	M,VP,SC	20	90+ Days		
95911	XOCHIMILCO ACATONALLI AC	02/24/2006	Active	8	0	1	-1	-11.11%	9	19	4			M,VP,SC	2			
15437	ZUMPANGO	03/20/1973	Active	92	1	0	1	1.10%	91		0		11	R	T,M,VP	0	\$1,000.00	


Clubs Cancelled Previous Fiscal Year – Clubs Cancelled within last 12 months may be reinstated

Club Number	Club Name	Charter Date	Current Status*	Cancellation Date
123771	Mexico-Valle de Mexico	12/08/2014	Cancelled(8*)	06/29/2024

Current Total Clubs Count	YTD New Clubs Count	YTD Cancelled Clubs Count	YTD Net Club Gain	Current Total Members Count	YTD Add	YTD Drop	YTD Net Growth	YTD Net Growth %	Member Count 12 Months Ago	Average Member Count Per Club	% of Clubs with less than 20 members	% No MMR in 3 Months	% No Officer Report in 12 Months	% of Clubs with balance 90+ days	Number of Clubs in Status Quo	% Status Quo Clubs in Financial Suspension	Number of Cancelled Clubs	Average Cancelled Club Age	Members Lost Due to Cancellation	% of Clubs Cancelled for Non-Financial Reasons
48	3	2	1	881	206	120	86	10.82%	856	18	63%	54%	4%	44%	0	0%	2	9	41	-50%



Club Health Assessment for District B 6 through March 2025

			Status	Membership							Reports					Finance	LCIF
Club Number	Club Name	Charter Date		Current Member Count	YTD Members Added	YTD Members Dropped	YTD Net Growth	YTD Net Growth%	Member Count 12 Months Ago	Avg. length of service for dropped members	Months Since Last MMR ***	Yrs. Since Last Officer Report	President Rotation	Vice President Reported ****	Months Since Last Activity Report ***	Account Balance	Donations for current Fiscal Year
			Number of times on status quo within last two years	If below 15 members appears				If net loss is greater than 20% appears			If no report in 3 months appears in	When more than one year appears in	Number of repeat terms	Notes the officers that do not have an active	If no report at 12 months appears in red		

* - P - Priority Club. Cancellation Reasons: 1-Objectives/conduct, 2-Non-active club, 5-Non-existing club, 6-Disbanding, 7-Merger, 8-Financial Suspension, 9-District/Multiple District Dues.
** - Abbreviation: P-President, S-Secretary, T-Treasurer, M-Member Chairperson, VP-First Vice President, MC-Communications Chairperson, SC-Service Chairperson
*** - Abbreviation: N/R - Never reported using the Lions Clubs website, N/A - Not applicable, No password registered for the Lions Clubs website.
**** - Abbreviation: N - New, IP - Immediate Past, R - Repeat.



Club Health Assessment for District B 7 through March 2025

			Status	Membership							Reports					Finance		LCIF
Club Number	Club Name	Charter Date		Current Member Count	YTD Members Added	YTD Members Dropped	YTD Net Growth	YTD Net Growth%	Member Count 12 Months Ago	Avg. length of service for dropped members	Months Since Last MMR ***	Yrs. Since Last Officer Report	President Rotation	Vice President Reported ****	Months Since Last Activity Report ***	Account Balance	Donations for current Fiscal Year	
			Number of times on status quo within last two years	If below 15 members appears					If net loss is greater than 20% appears			If no report in 3 months appears in	When more than one year appears in	Number of repeat terms	Notes the officers that do not have appears in an active	If no report at 12 months red		
Clubs less than two years old																		
171564	Veracruz Boca del Rio Juntos Podemos	05/21/2024	Active	23	0	0	0	0.00%	0		10		2	N	1			\$1,503.63
156245	Xalapa Salud y Vision	11/02/2023	Active	7	0	10	-10	-58.82%	21	3	0			M,VP,SC	3	90+ Days		\$5.00
155165	Zacatlán Sierra Norte	07/25/2023	Active(1)	11	0	4	-4	-26.67%	15	1	2		3	M,VP,SC	13			\$10.00
Clubs more than two years old																		
15438	ACAYUCAN	12/28/1954	Active(1)	43	1	3	-2	-4.44%	45	16	3			N	3			\$284.00
Exc Award (06/30/2018)																		
15441	ALAMO	01/11/1955	Active	17	5	0	5	41.67%	13		0			VP	0			\$72.00
Exc Award (06/30/2016)																		
130970	Alvarado Generosa	05/17/2017	Active	24	1	1	0	0.00%	30	8	0			N	M	0		\$64.00
Exc Award (06/30/2022, 06/30/2024)																		
143821	Apizaco Nosotros Servimos	12/28/2020	Active(2)	23	1	1	0	0.00%	23	3	1			M,VP,SC	2			\$263.00
15450	CERRO AZUL	05/08/1954	Active	17	0	0	0	0.00%	15		8		2	N	T,M	1	90+ Days	\$68.00
Exc Award (06/30/2017, 06/30/2022)																		
15509	CIUDAD XICOTEPEC DE JUAREZ	09/06/1952	Active	25	3	2	1	4.17%	24	33	1			R	1			\$692.00
Exc Award (06/30/2024)																		
15448	COATEPEC	09/02/1973	Active	19	0	0	0	0.00%	21		2			N	M,SC	14		
Exc Award (06/30/2023)																		
132820	Coatzacoalcos Olmeca	11/07/2017	Active(2)	15	1	0	1	7.14%	15		2		2	M,VP,SC	2	90+ Days		\$12.00
137948	Coatzacoalcos Uniendo Voluntades	04/09/2019	Active	15	0	0	0	0.00%	18		9			M,VP	0			\$69.00
Exc Award (06/30/2022)																		
15451	CORDOBA	02/07/1942	Active(2)	13	0	7	-7	-35.00%	21	7	6		3	T,M,VP,SC	10	90+ Days		\$5.00
128073	Cordoba Helen Keller	06/24/2016	Active	32	6	1	5	18.52%	26	1	1		6	VP,SC	0			\$146.00
Exc Award (06/30/2022)																		
32614	CORDOBA NUEVO CORDOBA	07/09/1976	Active	8	0	0	0	0.00%	8		19		6	S,T,VP,SC	19			\$5.00
131173	Entabladero Gente Activa AC	06/07/2017	Active	19	1	1	0	0.00%	20	7	1			M,VP,SC	0			\$33.00




Club Health Assessment for District B 7 through March 2025

			Status	Membership							Reports					Finance	LCIF
Club Number	Club Name	Charter Date		Current Member Count	YTD Members Added	YTD Members Dropped	YTD Net Growth	YTD Net Growth%	Member Count 12 Months Ago	Avg. length of service for dropped members	Months Since Last MMR ***	Yrs. Since Last Officer Report	President Rotation	Vice President Reported ****	Months Since Last Activity Report ***	Account Balance	Donations for current Fiscal Year
			Number of times on status quo within last two years	If below 15 members appears				If net loss is greater than 20% appears			If no report in 3 months appears in	When more than one year appears in	Number of repeat terms	Notes the officers that do not have an active	If no report at 12 months appears in red		
63306	HUAJUAPAN DE LEON	06/13/2000	Active	27	1	1	0	0.00%	29	5	3			P,M,VP,SC	1		\$32.00
126225	Huatusco Sinergia	11/18/2015	Active(1)	20	0	0	0	0.00%	20		15			N SC	2	90+ Days	\$90.00
	Exc Award (06/30/2016)																
15459	HUAUCHINANGO	12/11/1954	Active(1)	31	0	0	0	0.00%	31		3			N M,SC	0	90+ Days	\$88.00
143855	Ixtaczoquitlan Amigos para Siempre	12/07/2020	Active	13	0	6	-6	-31.58%	18	3	3			N	13		\$5.00
	Exc Award (06/30/2022)																
142441	Manzaneros Zacatlan	08/04/2020	Active(1)	19	0	0	0	0.00%	19		9			M,VP,SC	9	90+ Days	\$79.00
15468	MARTINEZ DE LA TORRE	01/27/1953	Cancelled(8*)	0	0	16	-16	-100.00%	16	13	3		None	P,S,T,M,VP SC	13	90+ Days	\$16.00
	Exc Award (06/30/2016)																
126993	Medellin Laguna	03/09/2016	Cancelled(8*)	0	0	13	-13	-100.00%	13	7	0		None	P,S,T,M,VP SC	20	90+ Days	\$20.00
44737	NARANJOS NORTE	03/04/1985	Active	15	0	0	0	0.00%	15		9			M,VP,SC	2		\$10.00
15477	ORIZABA	10/25/1942	Cancelled(6*)	0	0	5	-5	-100.00%	10	13	2		None	P,S,T,M,VP SC	11	90+ Days	\$10.00
61835	ORIZABA CITLALLI	04/28/1999	Active	7	1	1	0	0.00%	9	2	4			T,M,VP,SC	4		\$8.00
62405	ORIZABA HELENICAS	10/06/1999	Active	30	2	1	1	3.45%	32	7	1		11	N	1		\$2,316.00
	Exc Award (06/30/2016, 06/30/2020, 06/30/2023)																
119067	ORIZABA PLUVIOSILLA	03/29/2013	Active	16	9	14	-5	-23.81%	22	7	2		None	N P,M	1		\$2,308.55
	Exc Award (06/30/2017, 06/30/2020, 06/30/2023)																
29637	ORIZABA PONIENTE	07/15/1974	Active	24	0	2	-2	-7.69%	31	17	0			N	0		\$25.00
	Exc Award (06/30/2016, 06/30/2023)																
136066	Orizaba Valle	10/09/2018	Active	18	1	8	-7	-28.00%	23	4	3			R S,M,SC	2		\$122.00
92345	PAPANTLA TAJIN AC	12/19/2005	Active	15	2	0	2	15.38%	13		4			N M	0		\$65.00
	Exc Award (06/30/2016)																
15479	PEROTE	07/25/1952	Active(1)	20	2	2	0	0.00%	20	35	2			M,VP,SC	2		\$1,020.00
150681	Perote Buena Voluntad	04/28/2022	Active(3)	15	0	5	-5	-25.00%	20	1	0			N M,SC	0		
15480	POZA RICA	11/30/1950	Active	33	3	2	1	3.13%	38	4	0			N	2	90+ Days	\$70.00
	Exc Award (06/30/2018, 06/30/2020, 06/30/2023)																
107599	POZA RICA BICENTENARIO A.C.	02/19/2010	Active	29	1	0	1	3.57%	27		3			N M,SC	1		\$49.00



Club Health Assessment for District B 7 through March 2025

			Status	Membership							Reports					Finance		LCIF
Club Number	Club Name	Charter Date		Current Member Count	YTD Members Added	YTD Members Dropped	YTD Net Growth	YTD Net Growth%	Member Count 12 Months Ago	Avg. length of service for dropped members	Months Since Last MMR ***	Yrs. Since Last Officer Report	President Rotation	Vice President Reported ****	Months Since Last Activity Report ***	Account Balance	Donations for current Fiscal Year	
			Number of times on status quo within last two years	If below 15 members appears					If net loss is greater than 20% appears			If no report in 3 months appears in	When more than one year appears in	Number of repeat terms	Notes the officers that do not have an active	If no report at 12 months appears in red		
Exc Award (06/30/2018, 06/30/2020, 06/30/2022)																		
147597	Poza Rica Dejando Huella	07/16/2021	Active	25	1	5	-4	-13.79%	30	3	1			N	SC	1		\$129.00
129223	Poza Rica Innovación	10/21/2016	P- Cancelled(8*)	0	0	14	-14	-100.00%	15	7	0		None		P,S,T,M,VP SC	16	90+ Days	\$15.50
Exc Award (06/30/2017, 06/30/2021, 06/30/2022)																		
78640	POZA RICA MELVIN JONES	03/31/2004	Active	26	5	0	5	23.81%	22		0		2	R		0		\$1,709.00
Exc Award (06/30/2016, 06/30/2017, 06/30/2022)																		
59789	POZA RICA SIGLO XXI	06/23/1997	Active	36	0	5	-5	-12.20%	41	13	0			N		0		\$2,415.00
Exc Award (06/30/2016, 06/30/2017, 06/30/2022)																		
15488	SAN ANDRES TUXTLA	05/30/1944	Active	25	0	3	-3	-10.71%	28	13	3		2		M,VP,SC	19	90+ Days	\$28.00
122618	San Rafael	06/24/2014	Active	5	0	0	0	0.00%	7		9	1	None		P,S,T,M,VP SC	19	90+ Days	\$5.00
65102	TEZIUTLAN	03/12/2002	Active	37	0	4	-4	-9.76%	46	2	1				T,M,VP	0		\$901.00
130972	Tlatlauquitepec	05/17/2017	Active	17	0	0	0	0.00%	18		6			IP	M,SC	4		\$12.00
15504	TUXPAN VER	03/01/1947	Active(1)	25	2	0	2	8.70%	24		3			IP	M	6	90+ Days	\$25.00
Exc Award (06/30/2023)																		
133644	Ver. Sin Fronteras	01/25/2018	Active(2)	27	27	1	26	2600.00%	3	10	0			N		0		\$399.00
15507	VERACRUZ	06/29/1934	Active	65	1	4	-3	-4.41%	67	38	3				S,T,M,VP,SC	4	90+ Days	
Exc Award (06/30/2018, 06/30/2022)																		
127783	Veracruz Centenario	06/02/2016	Active	21	0	0	0	0.00%	21		1		4	R		1	90+ Days	\$21.00
129607	Veracruz de Sabana Centenaric	12/20/2016	Active	17	52	56	-4	-19.05%	21	7	1				M,VP,SC	1		\$141.00
Exc Award (06/30/2018)																		
142896	Veracruz Dejando Huella	09/17/2020	Active(3)	10	15	20	-5	-33.33%	15	5	0		2	N	P,M,SC	16		
145851	Veracruz Leon Arte	04/09/2021	Active(2)	3	0	1	-1	-25.00%	4	4	3		None		P,S,T,M,VP SC	11	90+ Days	
137220	Veracruz Nosotros Servimos	03/26/2019	Active	26	0	0	0	0.00%	23		6				M,VP	4		\$52.00
Exc Award (06/30/2021, 06/30/2023)																		
89530	VERACRUZ NUEVO MILENIO AC	10/31/2005	Active(1)	18	5	2	3	20.00%	16	2	1			R	M,SC	8		\$20.00
116310	VERACRUZ PUERTO	03/20/2012	Active(1)	18	18	0	18	100.00%	11		2			N	M	16		\$93.00
Exc Award (06/30/2023)																		



Club Health Assessment for District B 7 through March 2025

			Status	Membership							Reports				Finance	LCIF	
Club Number	Club Name	Charter Date		Current Member Count	YTD Members Added	YTD Members Dropped	YTD Net Growth	YTD Net Growth%	Member Count 12 Months Ago	Avg. length of service for dropped members	Months Since Last MMR ***	Yrs. Since Last Officer Report	President Rotation	Vice President Reported ****	Months Since Last Activity Report ***	Account Balance	Donations for current Fiscal Year
			Number of times on status quo within last two years	If below 15 members appears				If net loss is greater than 20% appears			If no report in 3 months appears	When more than one year appears in	Number of repeat terms	Notes the officers that do not have an active	If no report at 12 months appears in red		
40623	XALAPA DE LAS FLORES	12/10/1981	Active	14	0	0	0	0.00%	14		0			N	0		
66748	ZACATLAN	10/31/2002	Active(1)	18	0	4	-4	-18.18%	26	2	3			M,VP,SC	3	90+ Days	\$60.00
Exc Award (06/30/2020)																	

Clubs Cancelled Previous Fiscal Year – Clubs Cancelled within last 12 months may be reinstated

Club Number	Club Name	Charter Date	Current Status*	Cancellation Date
144521	Piedras Negras Veracruz	12/28/2020	Cancelled(8*)	12/29/2023

Current Total Clubs Count	YTD New Clubs Count	YTD Cancelled Clubs Count	YTD Net Club Gain	Current Total Members Count	YTD Add	YTD Drop	YTD Net Growth	YTD Net Growth %	Member Count 12 Months Ago	Average Member Count Per Club	% of Clubs with less than 20 members	% No MMR in 3 Months	% No Officer Report in 12 Months	% of Clubs with balance 90+ days	Number of Clubs in Status Quo	% Status Quo Clubs in Financial Suspension	Number of Cancelled Clubs	Average Cancelled Club Age	Members Lost Due to Cancellation	% of Clubs Cancelled for Non-Financial Reasons
51	0	4	-4	1,076	167	225	-58	-5.11%	1,173	21	53%	47%	2%	29%	0	0%	4	44	48	0%

* - P - Priority Club. Cancellation Reasons: 1-Objectives/conduct, 2-Non-active club, 5-Non-existing club, 6-Disbanding, 7-Merger, 8-Financial Suspension, 9-District/Multiple District Dues.

** - Abbreviation: P-President, S-Secretary, T-Treasurer, M-Member Chairperson, VP-First Vice President, MC-Communications Chairperson, SC-Service Chairperson

*** - Abbreviation: N/R - Never reported using the Lions Clubs website, N/A - Not applicable, No password registered for the Lions Clubs website.

**** - Abbreviation: N - New, IP - Immediate Past, R - Repeat.



Club Health Assessment for District B 8 through March 2025

			Status	Membership							Reports					Finance		LCIF
Club Number	Club Name	Charter Date		Current Member Count	YTD Members Added	YTD Members Dropped	YTD Net Growth	YTD Net Growth%	Member Count 12 Months Ago	Avg. length of service for dropped members	Months Since Last MMR ***	Yrs. Since Last Officer Report	President Rotation	Vice President Reported ****	Months Since Last Activity Report ***	Account Balance	Donations for current Fiscal Year	
			Number of times on status quo within last two years	If below 15 members appears				If net loss is greater than 20% appears			If no report in 3 months appears in	When more than one year appears in	Number of repeat terms	Notes the officers that do not have an active	If no report at 12 months appears in red			
Clubs more than two years old																		
15513	ARRIAGA	12/05/1952	Active(2)	29	13	0	13	81.25%	16		0		8	S,M,VP,SC	7	90+ Days	\$1,430.00	
15516	CAMPECHE	05/22/1954	Active	32	14	2	12	60.00%	20	4	1			N	1		\$1,160.00	
Exc Award (06/30/2017, 06/30/2022)																		
36722	CAMPECHE LAS PALMAS	03/20/1979	Active	25	4	4	0	0.00%	25	6	2			N	0		\$20.00	
Exc Award (06/30/2021)																		
122201	Campeche Nueva Generacion	05/20/2014	Active	20	3	0	3	17.65%	17		2			N	0		\$130.00	
142994	Campeche Peninsular	09/18/2020	Active	11	2	0	2	22.22%	11		4			R	1		\$20.00	
67053	CHETUMAL A C	12/30/2002	Active	27	0	1	-1	-3.57%	28	22	3				6	90+ Days	\$100.00	
Exc Award (06/30/2022)																		
15521	CHIAPA DE CORZO	11/19/1951	Active	15	0	0	0	0.00%	15		11			N	7			
Exc Award (06/30/2017, 06/30/2021, 06/30/2022)																		
78515	CHIAPA DE CORZO NANDANILU	03/15/2004	Active(2)	5	0	0	0	0.00%	5		16	2	None	P,S,T,M,VP SC	24+			
60303	CHIAPA DE CORZO SOCTON	01/15/1998	Active	29	3	2	1	3.57%	28	5	3				1		\$1,260.00	
Exc Award (06/30/2020, 06/30/2022, 06/30/2023)																		
15445	CIUDAD IXTEPEC	01/21/1957	Active	16	0	0	0	0.00%	16		36		2	T,M,VP,SC	1		\$180.00	
Exc Award (06/30/2018, 06/30/2020)																		
125445	HUATULCO	09/24/2015	Active	23	6	3	3	15.00%	23	5	0			N	1		\$220.00	
Exc Award (06/30/2021, 06/30/2022)																		
64764	JUCHITAN NUEVO MILENIO	11/02/2001	Active	50	8	2	6	13.64%	44	14	0			R	0		\$280.00	
Exc Award (06/30/2018, 06/30/2019, 06/30/2020)																		
15543	MAYAB	01/28/1971	Active	14	3	0	3	27.27%	11		7		6	P,M,VP,SC	0	90+ Days		
15544	MERIDA	04/01/1937	Active	41	4	4	0	0.00%	44	3	3				0		\$584.11	
Exc Award (06/30/2018, 06/30/2021, 06/30/2022)																		
150524	Mérida Ceredil	04/13/2022	Active(2)	11	1	0	1	10.00%	10		5		3	M,VP,SC	2	90+ Days		
97145	MERIDA ITZIMNA AC	05/17/2006	Active	14	1	0	1	7.69%	13		4		4	R	0	90+ Days		
126545	Miahuatlan	02/26/2016	Active	25	1	2	-1	-3.85%	27	4	2			N	1	90+ Days	\$40.00	
Exc Award (06/30/2022, 06/30/2023, 06/30/2024)																		



Club Health Assessment for District B 8 through March 2025

			Status	Membership						Reports					Finance		LCIF
Club Number	Club Name	Charter Date		Current Member Count	YTD Members Added	YTD Members Dropped	YTD Net Growth	YTD Net Growth%	Member Count 12 Months Ago	Avg. length of service for dropped members	Months Since Last MMR ***	Yrs. Since Last Officer Report	President Rotation	Vice President Reported ****	Months Since Last Activity Report ***	Account Balance	Donations for current Fiscal Year
			Number of times on status quo within last two years	If below 15 members appears				If net loss is greater than 20% appears			If no report in 3 months appears in	When more than one year appears in	Number of repeat terms	Notes the officers that do not have an active	If no report at 12 months appears in red		
59214	OAXACA	03/07/1997	Active	34	1	0	1	3.03%	32		0			N	0		\$340.00
	Exc Award (06/30/2022, 06/30/2023, 06/30/2024)																
15548	OCOZINGO	02/02/1960	Active	27	5	0	5	22.73%	23		1			M,VP,SC	0		\$15,105.17
15553	PROGRESO	09/11/1953	Active(1)	5	0	0	0	0.00%	5		18		4	M,VP,SC	7		
136230	Quintana Roo Golondrinas	09/07/2018	Active	35	16	0	16	84.21%	20		0			R	0		\$60.00
	Exc Award (06/30/2021)																
15487	SALINA CRUZ	06/07/1955	Active	14	0	0	0	0.00%	17		9			VP,SC	0		\$20.00
	Exc Award (06/30/2016, 06/30/2017, 06/30/2024)																
15556	SAN CRISTOBAL L C	02/16/1952	Active	26	3	0	3	13.04%	23		3			N	0		\$200.00
	Exc Award (06/30/2017, 06/30/2018, 06/30/2024)																
135009	San Cristobal Nuevo Centenario	06/05/2018	Active	11	0	0	0	0.00%	11		12		3	M,VP,SC	0	90+ Days	\$40.00
	Exc Award (06/30/2024)																
53397	TONALA CENTRO	06/15/1992	Active(1)	20	6	0	6	42.86%	14		1			M,VP,SC	0		\$301.00
34526	TUXTLA CHICO	10/20/1977	Active	19	0	0	0	0.00%	20		10			P,S,T,M,VP SC	6	90+ Days	
15564	TUXTLA GUTIERREZ	02/07/1949	Active(1)	24	0	5	-5	-17.24%	29	7	2			N	7	90+ Days	\$185.00
	Exc Award (06/30/2018)																
120925	Tuxtla Gutierrez Legado	12/10/2013	Active	10	1	0	1	11.11%	9		1		3	M,VP	6		\$550.00
	Exc Award (06/30/2018, 06/30/2019, 06/30/2024)																
52564	TUXTLA GUTIERREZ ORIENTE	02/25/1992	Active	10	2	6	-4	-28.57%	15	9	0			N	7		\$40.00
53966	VALLADOLID CIUDAD COLONIAL	01/07/1993	Active	20	1	0	1	5.26%	19		1			M,VP,SC	3	90+ Days	
15568	VILLA FLORES	06/18/1953	Active	17	0	0	0	0.00%	17		20	1	None	P,S,T,M,VP SC	7	90+ Days	
15569	VILLAHERMOSA	11/06/1943	Active	20	3	0	3	17.65%	17		4			M,VP	1	90+ Days	\$20.00
	Exc Award (06/30/2020)																
137636	Villahermosa Tabasco AC	03/18/2019	Active(1)	15	0	2	-2	-11.76%	17	5	8		2	N	VP,SC	7	90+ Days



Club Health Assessment for District B 8 through March 2025

				Status	Membership						Reports				Finance	LCIF		
Club Number	Club Name	Charter Date			Current	YTD	YTD	YTD	YTD	Member	Avg. length	Months	Yrs. Since	President	Vice	Months	Account	Donations
					Member Count	Members Added	Members Dropped	Net Growth	Net Growth%	Count 12 Months Ago	of service for dropped members	Since Last MMR ***	Last Officer Report					
			Number of times on status quo within last two years		If below 15 members appears					If net loss is greater than 20% appears		If no report in 3 months appears in	When more than one year appears in	Number of repeat terms	Notes the officers that do not have an active	If no report at 12 months appears in red		

Clubs Cancelled Previous Fiscal Year – Clubs Cancelled within last 12 months may be reinstated

Club Number	Club Name	Charter Date	Current Status*	Cancellation Date																
145514	Cancun ACOVUQRO	04/23/2021	Cancelled(8*)	12/29/2023																
146116	Cancun Estilistas	05/04/2021	Cancelled(8*)	12/29/2023																
146033	Cancun Jóvenes del Caribe	05/07/2021	Cancelled(8*)	06/29/2024																
144992	Cancun Mujeres del Mar Caribe	01/27/2021	Cancelled(8*)	06/29/2024																
152590	Cancún Portamedik Cruz Blanca	10/10/2022	Cancelled(8*)	06/29/2024																
50317	CANCUN TURQUEZA	03/19/1990	Cancelled(8*)	01/29/2024																
151068	Oaxaca Cusibani	06/09/2022	Cancelled(8*)	12/29/2023																
146872	Puerto Morelos	06/22/2021	Cancelled(8*)	04/29/2024																
Current Total Clubs Count	YTD New Clubs Count	YTD Cancelled Clubs Count	YTD Net Club Gain	Current Total Members Count	YTD Add	YTD Drop	YTD Net Growth	YTD Net Growth %	Member Count 12 Months Ago	Average Member Count Per Club	% of Clubs with less than 20 members	% No MMR in 3 Months	% No Officer Report in 12 Months	% of Clubs with balance 90+ days	Number of Clubs in Status Quo	% Status Quo Clubs in Financial Suspension	Number of Cancelled Clubs	Average Cancelled Club Age	Members Lost Due to Cancellation	% of Clubs Cancelled for Non-Financial Reasons
33	0	0	0	694	101	33	68	10.86%	641	21	45%	55%	6%	39%	0	0%	0	0	0	0%

* - P - Priority Club. Cancellation Reasons: 1-Objectives/conduct, 2-Non-active club, 5-Non-existing club, 6-Disbanding, 7-Merger, 8-Financial Suspension, 9-District/Multiple District Dues.

** - Abbreviation: P-President, S-Secretary, T-Treasurer, M-Member Chairperson, VP-First Vice President, MC-Communications Chairperson, SC-Service Chairperson

*** - Abbreviation: N/R - Never reported using the Lions Clubs website, N/A - Not applicable, No password registered for the Lions Clubs website.

**** - Abbreviation: N - New, IP - Immediate Past, R - Repeat.



Club Health Assessment for District B 9 through March 2025

			Status	Membership							Reports					Finance	LCIF
Club Number	Club Name	Charter Date		Current Member Count	YTD Members Added	YTD Members Dropped	YTD Net Growth	YTD Net Growth%	Member Count 12 Months Ago	Avg. length of service for dropped members	Months Since Last MMR ***	Yrs. Since Last Officer Report	President Rotation	Vice President Reported ****	Months Since Last Activity Report ***	Account Balance	Donations for current Fiscal Year
			Number of times on status quo within last two years	If below 15 members appears				If net loss is greater than 20% appears			If no report in 3 months appears in	When more than one year appears in	Number of repeat terms	Notes the officers that do not have an active	If no report at 12 months appears in red		
Clubs less than two years old																	
156024	Culiacán Rosales	09/20/2023	Cancelled(8*)	0	0	22	-22	-100.00%	22	2	5		None	P,S,T,M,VP SC	4	90+ Days	
Clubs more than two years old																	
151510	Badiraguato	06/30/2022	Cancelled(8*)	0	0	19	-19	-100.00%	19	1	8		None	P,S,T,M,VP SC	N/A	90+ Days	
39538	CABO SAN LUCAS	03/18/1981	Active(1)	17	0	0	0	0.00%	17		21	1	None	P,S,T,M,VP SC	10	90+ Days	\$97.20
89665	CIUDAD CONSTITUCION COLIBRI AC Exc Award (06/30/2020)	11/21/2005	Active(2)	6	0	0	0	0.00%	6		16	1	None	P,S,T,M,VP SC	24+	90+ Days	
15042	CIUDAD GENERAL JUAN JOSE RIOS Exc Award (06/30/2023, 06/30/2024)	01/02/1960	Active	26	2	1	1	4.00%	23	2	3			N M	0		\$48.60
15046	CULIACAN Exc Award (06/30/2024)	05/17/1951	Active(1)	25	6	0	6	31.58%	18		7			M,VP	1		\$90.00
144243	Culiacan San Miguel	12/22/2020	Active(1)	8	0	0	0	0.00%	12		9		2	S,T,M,VP,SC	3	90+ Days	
133389	Culiacan Tres Rios AC	12/08/2017	Active(1)	9	0	4	-4	-30.77%	16	3	2			M,VP,SC	14	90+ Days	
15048	EL FUERTE	08/07/1949	Active	26	1	0	1	4.00%	26		4			M,VP,SC	2	90+ Days	\$1,097.20
105970	EL ROSARIO CIUDAD ASILO	06/23/2009	Active	20	0	0	0	0.00%	24		9		None	P,S,M,VP,SC	5		\$98.60
148390	Elota	06/16/2022	Active	5	0	0	0	0.00%	6		11	1	None	P,S,T,M,VP SC	N/R		
125366	ESCUINAPA FUNDADOR A C Exc Award (06/30/2019, 06/30/2020, 06/30/2024)	07/20/2015	Active	40	3	0	3	8.11%	37		0			P,VP	0		\$638.60
135938	Escuinapa La Perla Exc Award (06/30/2020, 06/30/2024)	07/16/2018	Active	31	6	0	6	24.00%	25		3			VP	0		\$347.29
15052	GUAMUCHIL	02/23/1954	Active(2)	12	0	0	0	0.00%	12		13	1	None	P,S,T,M,VP SC	13	90+ Days	\$48.60
46830	GUAMUCHIL CENTRO Exc Award (06/30/2024)	01/12/1987	Active	19	0	3	-3	-13.64%	23	2	3			N SC	3	90+ Days	\$1,146.00
15059	LA PAZ	06/26/1946	Active(2)	20	21	23	-2	-9.09%	22	18	1			N SC	24+		
35737	LA PAZ CENTRO Exc Award (06/30/2017, 06/30/2020, 06/30/2024)	06/29/1978	Active	17	3	2	1	6.25%	13	8	0			VP	0	90+ Days	\$98.60
58367	LA PAZ KALIMEJI	06/03/1996	Active	20	0	1	-1	-4.76%	21	1	6			N	6	90+ Days	\$666.12



Club Health Assessment for District B 9 through March 2025

			Status	Membership							Reports					Finance		LCIF
Club Number	Club Name	Charter Date		Current Member Count	YTD Members Added	YTD Members Dropped	YTD Net Growth	YTD Net Growth%	Member Count 12 Months Ago	Avg. length of service for dropped members	Months Since Last MMR ***	Yrs. Since Last Officer Report	President Rotation	Vice President Reported ****	Months Since Last Activity Report ***	Account Balance	Donations for current Fiscal Year	
			Number of times on status quo within last two years	If below 15 members appears			If net loss is greater than 20% appears			If no report in 3 months appears in			When more than one year appears in	Number of repeat terms	Notes the officers that do not have an active	If no report at 12 months appears in red		
Exc Award (06/30/2017, 06/30/2023, 06/30/2024)																		
78249	LOS CABOS	02/06/2004	Active(1)	12	1	0	1	9.09%	11		0			M,VP,SC	2	90+ Days		
151836	Los Mochis A C	07/20/2022	Active	20	3	0	3	17.65%	18		4		3	S,T,M,VP,SC	7	90+ Days		
118459	LOS MOCHIS CIUDAD ESMERALDA, A.C.	12/14/2012	Active	20	4	0	4	25.00%	16		4			N M,SC	3	90+ Days		
Exc Award (06/30/2023)																		
64285	LOS MOCHIS RIO FUERTE	05/07/2001	Active(1)	13	7	1	6	85.71%	10	0	5			N M,SC	3			
15063	MAZATLAN	10/19/1944	Active(1)	22	0	0	0	0.00%	22		10			N SC	8		\$642.37	
139695	Mazatlan Antonio Toledo Corro AC	09/12/2019	Active(1)	20	20	22	-2	-9.09%	22	6	0			N T,M	N/R			
77865	MAZATLAN PACIFICO, A.C.	11/20/2003	Active	6	0	0	0	0.00%	6		20	1	None	P,S,T,M,VP SC	24+		\$10.00	
151515	Mocorito	06/23/2022	Active	14	3	0	3	27.27%	11		1			N	1			
15068	NAVOLATO	04/25/1955	Active	33	4	4	0	0.00%	38	9	0			N M,SC	0	90+ Days	\$50.00	
Exc Award (06/30/2018, 06/30/2019, 06/30/2020)																		
15072	ROSARIO	05/16/1947	Active	35	2	1	1	2.94%	33	15	1			N SC	2		\$3,350.60	
Exc Award (06/30/2024)																		
78719	SANTA ROSALIA EL BOLEO	04/06/2004	Active	28	1	0	1	3.70%	24		2			N P,SC	0			
Exc Award (06/30/2023, 06/30/2024)																		

Clubs Cancelled Previous Fiscal Year – Clubs Cancelled within last 12 months may be reinstated

Club Number	Club Name	Charter Date	Current Status*	Cancellation Date
149162	Culiacan Aguaruto	06/09/2022	Cancelled(8*)	06/29/2024
142505	Los Cabos Baja Sur	08/14/2020	Cancelled(8*)	02/29/2024
103260	LOS MOCHIS 9 DE DICIEMBRE OCCIDENTE	06/30/2008	Cancelled(8*)	06/29/2024
151512	Los Mochis Esperanza de Luz	06/30/2022	Cancelled(8*)	04/29/2024



Club Health Assessment for District B 9 through March 2025

Club Number				Club Name				Charter Date				Status										Membership										Reports										Finance		LCIF							
												Current Member Count		YTD Members Added		YTD Members Dropped		YTD Net Growth		YTD Net Growth%		Member Count 12 Months Ago		Avg. length of service for dropped members		Months Since Last MMR ***		Yrs. Since Last Officer Report		President Rotation		Vice President Reported ****		Months Since Last Activity Report ***		Account Balance		Donations for current Fiscal Year													
												Number of times on status quo within last two years				If below 15 members appears								If net loss is greater than 20% appears				If no report in 3 months appears in				When more than one year appears in				Number of repeat terms				Notes the officers that do not have an active				If no report at 12 months appears in red							
Current Total Clubs Count				YTD New Clubs Count		YTD Cancelled Clubs Count		YTD Net Club Gain		Current Total Members Count		YTD Add		YTD Drop		YTD Net Growth		YTD Net Growth %		Member Count 12 Months Ago		Average Member Count Per Club		% of Clubs with less than 20 members		% No MMR in 3 Months		% No Officer Report in 12 Months		% of Clubs with balance 90+ days		Number of Clubs in Status Quo		% Status Quo Clubs in Financial Suspension		Number of Cancelled Clubs		Average Cancelled Club Age		Members Lost Due to Cancellation		% of Clubs Cancelled for Non-Financial Reasons									
27				0		2		-2		524		87		103		-16		-2.96%		553		19		44%		63%		19%		48%		0		0%		2		13		41		-200%									

* - P - Priority Club. Cancellation Reasons: 1-Objectives/conduct, 2-Non-active club, 5-Non-existing club, 6-Disbanding, 7-Merger, 8-Financial Suspension, 9-District/Multiple District Dues.

** - Abbreviation: P-President, S-Secretary, T-Treasurer, M-Member Chairperson, VP-First Vice President, MC-Communications Chairperson, SC-Service Chairperson

*** - Abbreviation: N/R - Never reported using the Lions Clubs website, N/A - Not applicable, No password registered for the Lions Clubs website.

**** - Abbreviation: N - New, IP - Immediate Past, R - Repeat.



Club Health Assessment for District D 1 through March 2025

			Status	Membership							Reports					Finance	LCIF
Club Number	Club Name	Charter Date		Current Member Count	YTD Members Added	YTD Members Dropped	YTD Net Growth	YTD Net Growth%	Member Count 12 Months Ago	Avg. length of service for dropped members	Months Since Last MMR ***	Yrs. Since Last Officer Report	President Rotation	Vice President Reported ****	Months Since Last Activity Report ***	Account Balance	Donations for current Fiscal Year
			Number of times on status quo within last two years	If below 15 members appears					If net loss is greater than 20% appears		If no report in 3 months appears in	When more than one year appears in	Number of repeat terms	Notes the officers that do not have an active	If no report at 12 months appears in red		
Clubs less than two years old																	
181102	Costa Verde-La Chorrera	03/02/2025	Newly Chartered	22	22	0	22	100.00%	0		0			N	N/R		
171232	Las Tablas Dr. Belisario Porras	05/14/2024	Active	24	6	2	4	20.00%	0	0	3		2	R	1		\$40.00
155757	Panamá Peritos Al Servicio	08/31/2023	Active	20	0	0	0	0.00%	31		9			S,T,M,VP,SC	13	90+ Days	
180937	Rufina Alfaro - Brisas del Golf.	03/02/2025	Newly Chartered	20	21	1	20	100.00%	0	0	0			N	0		
Clubs more than two years old																	
15607	AGUADULCE NATA Exc Award (06/30/2024)	04/24/1943	Active	29	5	3	2	7.41%	27	2	4		2	R	P	4	\$60.00
144990	Alanje Exc Award (06/30/2022, 06/30/2023, 06/30/2024)	02/04/2021	Active	45	1	12	-11	-19.64%	56	3	1			N	0		\$100.00
15608	ALMIRANTE Exc Award (06/30/2019, 06/30/2021, 06/30/2022)	06/22/1958	Active	41	0	0	0	0.00%	39		7			N	0		\$1,021.00
32085	ALTOS DE CERRO VIENTO Exc Award (06/30/2020)	04/20/1976	Active	24	2	0	2	9.09%	22		1			N	0		
146182	Ancon Exc Award (06/30/2022, 06/30/2023, 06/30/2024)	06/01/2021	Active	40	5	4	1	2.56%	33	3	1			N	0		\$1,075.00
44976	ANTON	05/22/1985	Active(1)	26	12	10	2	8.33%	24	18	0			N	0		\$70.00
15610	ARRAIJAN Exc Award (06/30/2021)	12/18/1960	Active	20	1	1	0	0.00%	22	2	3			R	0		\$240.00
143213	Arraijan (Especializado de Educadores) Exc Award (06/30/2022)	10/14/2020	Active(1)	30	2	2	0	0.00%	26	4	0			N	0		\$220.00
39048	ARRAIJAN JUAN D AROSEMENA	11/17/1980	Active	30	7	0	7	30.43%	23		0			N	0		\$282.90
15611	BALBOA Exc Award (06/30/2021, 06/30/2024)	10/30/1952	Active	50	8	0	8	19.05%	38		0			N	0		\$1,170.00
31935	BETANIA Exc Award (06/30/2017, 06/30/2019, 06/30/2020)	03/29/1976	Active	40	4	0	4	11.11%	36		0			N	SC	0	\$1,101.25



Club Health Assessment for District D 1 through March 2025

Club Number	Club Name	Charter Date	Status	Membership							Reports					Finance	LCIF
				Current Member Count	YTD Members Added	YTD Members Dropped	YTD Net Growth	YTD Net Growth%	Member Count 12 Months Ago	Avg. length of service for dropped members	Months Since Last MMR ***	Yrs. Since Last Officer Report	President Rotation	Vice President Reported ****	Months Since Last Activity Report ***	Account Balance	Donations for current Fiscal Year
			Number of times on status quo within last two years	If below 15 members appears				If net loss is greater than 20% appears			If no report in 3 months appears in	When more than one year appears in	Number of repeat terms	Notes the officers that do not have an active	If no report at 12 months appears in red		
141269	Bocas del Toro - Educadores	05/29/2020	Active(2)	24	3	9	-6	-20.00%	39	4	5		3	N	M,VP	3	
	Exc Award (06/30/2021, 06/30/2022, 06/30/2023)																
115893	BOCAS DEL TORO ISLA	01/20/2012	Active	26	0	2	-2	-7.14%	28	3	0		2	N	M,VP	1	\$119.00
	Exc Award (06/30/2019, 06/30/2021, 06/30/2022)																
15614	BOQUETE	05/12/1946	Active	20	2	0	2	11.11%	20		2			N		1	\$70.00
130086	Campana	02/08/2017	Active	26	3	3	0	0.00%	25	7	1		2	R		0	\$130.00
	Exc Award (06/30/2022)																
15615	CAPIRA	07/07/1968	Active	20	2	2	0	0.00%	20	5	7			N		7	
	Exc Award (06/30/2021)																
40311	CHAME NUEVA GORGONA	08/26/1981	Active	57	5	4	1	1.79%	51	1	0			N		0	\$10,541.00
	Exc Award (06/30/2016, 06/30/2017, 06/30/2018)																
38605	CHAME PLAYA CORONADO	06/03/1980	Active	24	1	1	0	0.00%	24	6	4			N		3	\$10.00
	Exc Award (06/30/2023)																
15617	CHANGUINOLA	01/23/1965	Active	38	5	1	4	11.76%	33	2	1			N	M,SC	1	\$305.00
	Exc Award (06/30/2019, 06/30/2021)																
31262	CHANIS	10/20/1975	Active(1)	32	3	1	2	6.67%	30	49	1			N		1	\$1,728.00
122435	Chepo Las Margaritas	06/10/2014	Active(2)	14	0	0	0	0.00%	14		10		2	R		4	\$90+ Days
143550	Chiriquí Grande	11/12/2020	Active	24	3	3	0	0.00%	25	4	6		2		M,VP,SC	0	\$45.00
15619	CHITRE	04/09/1944	Active	46	7	4	3	6.98%	40	2	3		2	N		0	\$105.00
	Exc Award (06/30/2019, 06/30/2021, 06/30/2022)																
126038	Chitre La Arena	10/26/2015	Active	30	5	2	3	11.11%	28	4	5			N	M	0	\$150.00
	Exc Award (06/30/2021, 06/30/2022, 06/30/2023)																
99350	CHITRE MELITO RODRIGUEZ ZEA	05/14/2007	Active	18	0	1	-1	-5.26%	19	18	3		6	R		0	\$20.00
15616	COCO SOLO	10/04/1960	Active	33	5	0	5	17.86%	27		0			N		0	\$1,155.00
	Exc Award (06/30/2017, 06/30/2019, 06/30/2020)																
15620	COLON	08/06/1935	Active	32	3	3	0	0.00%	32	7	0			N		0	\$889.00
	Exc Award (06/30/2019, 06/30/2024)																
150996	Colon (Especializado De Enfermeria)	05/27/2022	Active	26	0	4	-4	-13.33%	30	1	2			R		0	



Club Health Assessment for District D 1 through March 2025

Club Number	Club Name	Charter Date	Status	Membership							Reports					Finance	LCIF
				Current Member Count	YTD Members Added	YTD Members Dropped	YTD Net Growth	YTD Net Growth%	Member Count 12 Months Ago	Avg. length of service for dropped members	Months Since Last MMR ***	Yrs. Since Last Officer Report	President Rotation	Vice President Reported ****	Months Since Last Activity Report ***	Account Balance	Donations for current Fiscal Year
			Number of times on status quo within last two years	If below 15 members appears				If net loss is greater than 20% appears			If no report in 3 months appears	When more than one year appears in	Number of repeat terms	Notes the officers that do not have an active	If no report at 12 months appears in red		
15623	DAVID	05/04/1942	Active	47	2	6	-4	-7.84%	50	16	0			N SC	0		\$2,990.00
	Exc Award (06/30/2017, 06/30/2019, 06/30/20																
108652	DAVID CORAZON DEL VALLE	06/21/2010	Active	24	4	2	2	9.09%	22	3	0			N	0		
106213	DAVID VALLE DE LA LUNA	08/11/2009	Active	34	6	5	1	3.03%	33	8	0			N SC	0		\$485.00
	Exc Award (06/30/2021, 06/30/2022, 06/30/20																
100310	DEL ISTMO	10/05/2007	Active	27	0	0	0	0.00%	27		2			N M	2		\$434.00
	Exc Award (06/30/2022)																
62662	DOLEGA	01/05/2000	Active	20	2	1	1	5.26%	19	3	2			IP	1		
	Exc Award (06/30/2021)																
115943	EL DORADO	01/26/2012	Active	23	3	1	2	9.52%	21	1	4			N	3		\$40.00
15625	EL VALLE	03/25/1967	Active	28	5	9	-4	-12.50%	34	3	0			N	0		\$375.00
	Exc Award (06/30/2017, 06/30/2023)																
136763	Guabito	11/06/2018	Active(2)	23	2	1	1	4.55%	24	6	3			N	3		\$20.00
	Exc Award (06/30/2019)																
151463	Gualaca	06/21/2022	Active	19	1	0	1	5.56%	20		7		2	N	1		\$228.00
15626	GUARARE	06/06/1950	Active	51	0	0	0	0.00%	57		9			R	0		\$30.00
	Exc Award (06/30/2017, 06/30/2019, 06/30/20																
33845	JUAN DIAZ	05/10/1977	Active(1)	19	0	0	0	0.00%	19		5			N M,SC	6		\$70.00
	Exc Award (06/30/2020)																
15627	LA CHORRERA	12/01/1945	Active	44	1	3	-2	-4.35%	42	6	3			N	0		\$1,030.00
	Exc Award (06/30/2018, 06/30/2020, 06/30/20																
52087	LA CHORRERA OESTE	10/11/1991	Active	25	1	0	1	4.17%	24		7		2	N	0		\$1,110.00
	Exc Award (06/30/2023, 06/30/2024)																
15628	LA CONCEPCION	08/01/1952	Active	28	4	1	3	12.00%	25	4	2		2	R	0		\$935.00
	Exc Award (06/30/2019, 06/30/2021, 06/30/20																
15629	LAS CUMBRES	10/11/1964	Active	31	0	6	-6	-16.22%	36	11	7			N	0		\$90.00
	Exc Award (06/30/2019, 06/30/2021, 06/30/20																
107310	LAS SABANAS PANAMA	01/21/2010	Active(1)	22	2	0	2	10.00%	20		5			N M	0		\$330.00
	Exc Award (06/30/2021, 06/30/2024)																



Club Health Assessment for District D 1 through March 2025

			Status	Membership							Reports					Finance		LCIF
Club Number	Club Name	Charter Date		Current Member Count	YTD Members Added	YTD Members Dropped	YTD Net Growth	YTD Net Growth%	Member Count 12 Months Ago	Avg. length of service for dropped members	Months Since Last MMR ***	Yrs. Since Last Officer Report	President Rotation	Vice President Reported ****	Months Since Last Activity Report ***	Account Balance	Donations for current Fiscal Year	
			Number of times on status quo within last two years	If below 15 members appears					If net loss is greater than 20% appears			If no report in 3 months appears in	When more than one year appears in	Number of repeat terms	Notes the officers that do not have an active	If no report at 12 months appears in red		
15630	LAS TABLAS	01/17/1955	Active	35	7	2	5	16.67%	28	28	3		2	R	0		\$520.00	
15631	LOS SANTOS	10/15/1963	Active	43	4	2	2	4.88%	40	4	1			N	0		\$985.00	
Exc Award (06/30/2022, 06/30/2023, 06/30/2024)																		
33939	MONAGRILLO	05/26/1977	Active(1)	36	2	5	-3	-7.69%	33	7	3			N	0		\$30.00	
Exc Award (06/30/2024)																		
143299	Ocú	10/26/2020	Active	21	0	0	0	0.00%	21		5			N	SC	0	\$210.00	
15622	PANAMA	09/17/1935	Active	72	3	3	0	0.00%	72	5	1		2	R	M,SC	3	\$100.00	
141039	Panama - Enfermeras	03/06/2020	Active	29	6	6	0	0.00%	30	3	3			N	0		\$1,615.00	
Exc Award (06/30/2021, 06/30/2022)																		
143380	Panamá (Especializado de Folkloristas)	10/28/2020	Active(2)	14	0	0	0	0.00%	20		5			N	0	90+ Days	\$181.00	
150982	Panama (Virtual en Valores)	05/27/2022	Active	28	6	7	-1	-3.45%	30	2	0			N	SC	0	\$65.00	
Exc Award (06/30/2023)																		
116137	PANAMA BELLA VISTA	02/23/2012	Active	19	3	0	3	18.75%	16		4		5		VP,SC	4	\$1,020.00	
143810	Panamá Centro (Especializado de Educadores)	12/13/2020	Active	19	4	0	4	26.67%	13		0			N	0			
138287	Panamá China	06/13/2019	Active(1)	30	0	0	0	0.00%	30		12		7	N	SC	4		
45111	PANAMA DON BOSCO	06/24/1985	Active	26	2	2	0	0.00%	26	3	6				T,M,VP,SC	2	\$75.00	
45112	PANAMA LA LOCERIA	06/24/1985	Active	21	0	3	-3	-12.50%	24	5	3		2		VP	2	\$260.00	
Exc Award (06/30/2021, 06/30/2022)																		
146255	Panamá Las Mañanitas	06/02/2021	Active	23	2	3	-1	-4.17%	22	1	2			N	M,SC	3		
62349	PANAMA LAS ROSAS	09/10/1999	Active	23	0	0	0	0.00%	23		5		2	N	6		\$85.00	
152909	Panama Medio Ambiente	11/09/2022	Active	22	3	5	-2	-8.33%	23	2	1		2	N	0		\$650.00	
Exc Award (06/30/2023)																		
133751	Panamá Melvin Jones	02/01/2018	Active	25	5	4	1	4.17%	21	5	0			N	M,SC	0	\$140.00	
Exc Award (06/30/2021, 06/30/2022, 06/30/2024)																		
144068	Panamá Metropolitano	12/28/2020	Active	24	2	1	1	4.35%	23	3	0			N	M	2	\$60.00	
Exc Award (06/30/2022)																		
143282	Panama Profesionales	10/28/2020	Active(1)	20	4	12	-8	-28.57%	28	3	1			N	SC	0	\$206.00	



Club Health Assessment for District D 1 through March 2025

			Status	Membership							Reports					Finance	LCIF	
Club Number	Club Name	Charter Date		Current Member Count	YTD Members Added	YTD Members Dropped	YTD Net Growth	YTD Net Growth%	Member Count 12 Months Ago	Avg. length of service for dropped members	Months Since Last MMR ***	Yrs. Since Last Officer Report	President Rotation	Vice President Reported ****	Months Since Last Activity Report ***	Account Balance	Donations for current Fiscal Year	
			Number of times on status quo within last two years	If below 15 members appears				If net loss is greater than 20% appears			If no report in 3 months appears in	When more than one year appears in	Number of repeat terms	Notes the officers that do not have an active	If no report at 12 months appears in red			
146302	Panama Sin Fronteras Virtual	06/16/2021	Active	23	4	5	-1	-4.17%	24	4	1			N	T,SC	4	90+ Days	
143330	Panama Virtual Estriana Fray de Smith Exc Award (06/30/2021)	10/28/2020	Active	33	2	2	0	0.00%	33	4	2			N	M,SC	0		\$910.00
120926	Parita Exc Award (06/30/2022, 06/30/2023)	12/10/2013	Active	23	0	1	-1	-4.17%	25	4	3			N		2		\$210.00
33689	PARQUE LEFEVRE Exc Award (06/30/2020, 06/30/2021)	04/20/1977	Active(3)	9	0	4	-4	-30.77%	13	12	5		None	N	P,S,M,SC	5	90+ Days	
37683	PEDREGAL Exc Award (06/30/2023)	11/09/1979	Active	17	0	0	0	0.00%	17		4			N	M,SC	7		\$60.00
15636	PENONOME Exc Award (06/30/2021, 06/30/2022, 06/30/2023)	09/08/1968	Active	38	6	2	4	11.76%	36	7	0			N		1		\$678.00
136285	Pesé Exc Award (06/30/2020)	09/06/2018	Active(1)	22	2	1	1	4.76%	21	3	7			R	M	4	90+ Days	\$64.00
15638	PUERTO ARMUELLES Exc Award (06/30/2021, 06/30/2022)	09/19/1956	Active	26	4	5	-1	-3.70%	24	5	0			N	SC	0		\$530.00
144682	Quality Leadership University(Panamá)	01/13/2021	Active	24	3	0	3	14.29%	21		2			R	M,SC	1	90+ Days	
43019	RENACIMIENTO RIO SERENO Exc Award (06/30/2018, 06/30/2021, 06/30/2023)	09/26/1983	Active	27	0	6	-6	-18.18%	34	4	3			R	SC	2		\$525.00
15621	SABANITAS Exc Award (06/30/2022)	11/15/1973	Active	35	0	3	-3	-7.89%	37	10	3			N	M,SC	0		\$1,200.00
32525	SAN ANTONIO L C Exc Award (06/30/2018, 06/30/2019, 06/30/2023)	06/21/1976	Active	22	1	3	-2	-8.33%	29	11	0			N		0		\$485.00
105703	SAN CARLOS Exc Award (06/30/2017)	06/08/2009	Active	21	0	0	0	0.00%	21		7		4	N		0		\$120.00
89125	SAN FRANCISCO Exc Award (06/30/2017, 06/30/2018, 06/30/2023)	08/22/2005	Active	35	4	6	-2	-5.41%	36	6	0			N		0		\$1,430.00
15641	SAN MIGUELITO	01/17/1972	Cancelled(8*)	0	23	23	0	0.00%	23	14	0		None		P,S,T,M,VP SC	0	90+ Days	
145866	San Miguelito El Crisol	05/19/2021	Active	28	6	8	-2	-6.67%	30	3	0				M,VP,SC	0		\$663.00



Club Health Assessment for District D 1 through March 2025

			Status	Membership							Reports					Finance	LCIF
Club Number	Club Name	Charter Date		Current Member Count	YTD Members Added	YTD Members Dropped	YTD Net Growth	YTD Net Growth%	Member Count 12 Months Ago	Avg. length of service for dropped members	Months Since Last MMR ***	Yrs. Since Last Officer Report	President Rotation	Vice President Reported ****	Months Since Last Activity Report ***	Account Balance	Donations for current Fiscal Year
			Number of times on status quo within last two years	If below 15 members appears				If net loss is greater than 20% appears			If no report in 3 months appears in	When more than one year appears in	Number of repeat terms	Notes the officers that do not have an active	If no report at 12 months appears in red		
Exc Award (06/30/2022, 06/30/2023)																	
64050	SAN MIGUELITO MATEO ITURRALDE	03/08/2001	Active(1)	37	2	6	-4	-9.76%	50	11	2			N	0		\$553.00
Exc Award (06/30/2019, 06/30/2021, 06/30/2023)																	
61402	SAN MIGUELITO VILLA LUCRE	01/12/1999	Active	32	2	1	1	3.23%	33	6	0			N	SC	0	\$519.00
Exc Award (06/30/2019, 06/30/2021, 06/30/2023)																	
15639	SANTIAGO	04/25/1943	Active(1)	26	5	0	5	23.81%	21		0		2	R	6		\$1,275.00
119146	SONA	04/10/2013	Active(1)	29	2	5	-3	-9.38%	32	7	3			N	1		
15643	TABOGA	09/18/1965	Active(1)	20	1	4	-3	-13.04%	22	2	0			N	3		\$40.00
Exc Award (06/30/2019)																	
46033	TOCUMEN	04/15/1986	Active(1)	20	5	0	5	33.33%	18		6			N	0		
145245	Tonosí	03/30/2021	Active(1)	20	7	1	6	42.86%	16	0	3			N	M	2	90+ Days
138289	Universidad Tecnológica de Panamá	05/24/2019	Active(1)	25	9	1	8	47.06%	14	0	3				VP	0	90+ Days
107129	UNIVERSITARIO DE DAVID	01/15/2010	Active	27	5	6	-1	-3.57%	23	3	0		2	N	0		(\$984.00)
Exc Award (06/30/2021, 06/30/2022, 06/30/2023)																	
142850	Universitario de Santiago	09/04/2020	Active	20	2	1	1	5.26%	15	2	6		3	N	2	90+ Days	\$80.00
144067	Universitario UDELAS Coclé	12/22/2020	Active	16	3	5	-2	-11.11%	26	4	2				VP,SC	0	90+ Days
15624	VOLCAN	05/01/1967	Active	20	0	0	0	0.00%	21		6			N	M,SC	0	\$257.00


Clubs Cancelled Previous Fiscal Year – Clubs Cancelled within last 12 months may be reinstated

Club Number	Club Name	Charter Date	Current Status*	Cancellation Date
136297	Panama UDELAS	09/28/2018	Cancelled(8*)	06/29/2024

Current Total Clubs Count	YTD New Clubs Count	YTD Cancelled Clubs Count	YTD Net Club Gain	Current Total Members Count	YTD Add	YTD Drop	YTD Net Growth	YTD Net Growth %	Member Count 12 Months Ago	Average Member Count Per Club	% of Clubs with less than 20 members	% No MMR in 3 Months	% No Officer Report in 12 Months	% of Clubs with balance 90+ days	Number of Clubs in Status Quo	% Status Quo Clubs in Financial Suspension	Number of Cancelled Clubs	Average Cancelled Club Age	Members Lost Due to Cancellation	% of Clubs Cancelled for Non-Financial Reasons
94	2	1	1	2,621	327	264	63	2.46%	2,573	28	11%	48%	0%	13%	0	0%	1	59	23	-100%



Club Health Assessment for District D 1 through March 2025

			Status	Membership							Reports					Finance	LCIF
Club Number	Club Name	Charter Date		Current Member Count	YTD Members Added	YTD Members Dropped	YTD Net Growth	YTD Net Growth%	Member Count 12 Months Ago	Avg. length of service for dropped members	Months Since Last MMR ***	Yrs. Since Last Officer Report	President Rotation	Vice President Reported ****	Months Since Last Activity Report ***	Account Balance	Donations for current Fiscal Year
			Number of times on status quo within last two years	If below 15 members appears				If net loss is greater than 20% appears			If no report in 3 months appears in	When more than one year appears in	Number of repeat terms	Notes the officers that do not have an active	If no report at 12 months appears in red		

* - P - Priority Club. Cancellation Reasons: 1-Objectives/conduct, 2-Non-active club, 5-Non-existing club, 6-Disbanding, 7-Merger, 8-Financial Suspension, 9-District/Multiple District Dues.

** - Abbreviation: P-President, S-Secretary, T-Treasurer, M-Member Chairperson, VP-First Vice President, MC-Communications Chairperson, SC-Service Chairperson

*** - Abbreviation: N/R - Never reported using the Lions Clubs website, N/A - Not applicable, No password registered for the Lions Clubs website.

**** - Abbreviation: N - New, IP - Immediate Past, R - Repeat.



Club Health Assessment for District D 2 through March 2025

			Status	Membership							Reports					Finance	LCIF
Club Number	Club Name	Charter Date		Current Member Count	YTD Members Added	YTD Members Dropped	YTD Net Growth	YTD Net Growth%	Member Count 12 Months Ago	Avg. length of service for dropped members	Months Since Last MMR ***	Yrs. Since Last Officer Report	President Rotation	Vice President Reported ****	Months Since Last Activity Report ***	Account Balance	Donations for current Fiscal Year
			Number of times on status quo within last two years	If below 15 members appears						If net loss is greater than 20% appears	If no report in 3 months appears	When more than one year appears in	Number of repeat terms	Notes the officers that do not have an active	If no report at 12 months red		
Clubs less than two years old																	
154269	Apastepeque SV	05/11/2023	Active(1)	17	17	17	0	0.00%	17	2	1		3	N	S,VP,SC	5	
Clubs more than two years old																	
15644	ACAJUTLA	11/13/1972	Active	25	2	2	0	0.00%	25	26	2			N		0	\$460.00
110865	ANTIGUO CUSCATLAN	04/26/2011	Active	37	4	3	1	2.78%	32	2	2			N	S,M	1	
15649	CHALCHUAPA	04/08/1964	Active	40	18	7	11	37.93%	34	10	0		2	N		0	\$190.00
40124	CHINAMECA	06/14/1981	Active	34	0	0	0	0.00%	34		2			R	M	2	\$40.00
15655	LA UNION	01/27/1959	Active	20	1	7	-6	-23.08%	26	4	2		4		M,VP,SC	3	90+ Days
15658	MEJICANOS	09/01/1962	Active	14	0	0	0	0.00%	14		22			R	M,SC	18	90+ Days
Exc Award (06/30/2019)																	
60717	METAPAN	05/07/1998	Active	45	2	1	1	2.27%	45	13	3			N	P,M	0	\$340.00
Exc Award (06/30/2024)																	
15659	NUEVA SAN SALVADOR 50 N S S	06/07/1967	Active	29	3	1	2	7.41%	29	0	2			R		0	\$240.00
Exc Award (06/30/2024)																	
15661	SAN MIGUEL	11/17/1951	Active	70	7	3	4	6.06%	66	2	0			R	M	0	\$2,665.00
153778	San Miguel Centro	03/06/2023	Active(1)	15	11	7	4	36.36%	18	1	2			N	M	0	90+ Days
137635	San Miguel Chaparrastique	04/08/2019	Active	31	7	3	4	14.81%	27	5	3			N	SC	0	\$260.00
15662	SAN SALVADOR	02/04/1942	Active	22	5	0	5	29.41%	17		3			R	SC	11	\$40.00
Exc Award (06/30/2023)																	
15664	SAN SALVADOR 40 DE S S	09/15/1959	Active	21	0	0	0	0.00%	24		7			N	M	7	
78509	SAN SALVADOR CENTENARIO	03/11/2004	Active	25	5	6	-1	-3.85%	26	8	3			N		0	\$640.00
Exc Award (06/30/2024)																	
149265	San Salvador Inka	01/26/2022	Cancelled(8*)	0	0	20	-20	-100.00%	20	3	3	1	None		P,S,T,M,VP SC	N/R	90+ Days
15666	SANTA ANA	02/28/1942	Active	13	0	0	0	0.00%	13		12				VP,SC	12	\$100.00
141085	Santa Ana Los 44	03/02/2020	Active	26	3	11	-8	-23.53%	33	2	3			R	SC	0	\$395.00
Exc Award (06/30/2024)																	



Club Health Assessment for District D 2 through March 2025

			Status		Membership						Reports					Finance		LCIF		
Club Number	Club Name	Charter Date			Current Member Count	YTD Members Added	YTD Members Dropped	YTD Net Growth	YTD Net Growth%	Member Count 12 Months Ago	Avg. length of service for dropped members	Months Since Last MMR ***	Yrs. Since Last Officer Report	President Rotation	Vice President Reported ****	Months Since Last Activity Report ***	Account Balance	Donations for current Fiscal Year		
			Number of times on status quo within last two years		If below 15 members appears				If net loss is greater than 20% appears			If no report in 3 months appears in	When more than one year appears in	Number of repeat terms		Notes the officers that do not have an active	If no report at 12 months appears in red			
116818	SANTA ELENA	05/14/2012	Active(3)		12	0	0	0	0.00%	12		15	1	None		P,S,T,M,VP SC	17			
15668	SANTIAGO DE MARIA	10/09/1962	Active		21	3	2	1	5.00%	20	6	1				M,VP,SC	1	\$1,020.00		
58245	SANTIAGO NONUALCO	05/08/1996	Active(2)		17	0	0	0	0.00%	11		6				M,VP,SC	21			
15671	SONSONATE	06/09/1947	Active		12	0	1	-1	-7.69%	13	1	3			N	M,VP,SC	3			
136884	Sonsonate Zenzontlatl	12/28/2018	Active		45	18	3	15	50.00%	27	1	2		2	N		0	\$1,200.00		
128905	Universitario UNIVO	09/28/2016	Active		25	16	9	7	38.89%	15	1	1			N	SC	5	90+ Days		
15674	USULUTAN	08/03/1955	Active(2)		65	69	73	-4	-5.80%	69	17	0		2	R	P,M,VP,SC	18	90+ Days		
68932	USULUTAN LEONAS	06/05/2003	Active		74	0	6	-6	-7.50%	79	10	7		2	N	VP,SC	0	\$150.00		
Exc Award (06/30/2019, 06/30/2023, 06/30/20																				
55853	ZACATECOLUCA	06/17/1994	Active		61	2	7	-5	-7.58%	66	5	4				P,VP	1	\$370.00		
Exc Award (06/30/2019, 06/30/2024)																				
Current Total Clubs Count	YTD New Clubs Count	YTD Cancelled Clubs Count	YTD Net Club Gain	Current Total Members Count	YTD Add	YTD Drop	YTD Net Growth	YTD Net Growth %	Member Count 12 Months Ago	Average Member Count Per Club	% of Clubs with less than 20 members	% No MMR in 3 Months	% No Officer Report in 12 Months	% of Clubs with balance 90+ days	Number of Clubs in Status Quo	% Status Quo Clubs in Financial Suspension	Number of Cancelled Clubs	Average Cancelled Club Age	Members Lost Due to Cancellation	% of Clubs Cancelled for Non-Financial Reasons
26	0	1	-1	816	193	189	4	0.49%	812	31	27%	50%	4%	19%	0	0%	1	3	20	0%

* - P - Priority Club. Cancellation Reasons: 1-Objectives/conduct, 2-Non-active club, 5-Non-existing club, 6-Disbanding, 7-Merger, 8-Financial Suspension, 9-District/Multiple District Dues.

** - Abbreviation: P-President, S-Secretary, T-Treasurer, M-Member Chairperson, VP-First Vice President, MC-Communications Chairperson, SC-Service Chairperson

*** - Abbreviation: N/R - Never reported using the Lions Clubs website, N/A - Not applicable, No password registered for the Lions Clubs website.

**** - Abbreviation: N - New, IP - Immediate Past, R - Repeat.



Club Health Assessment for District D 3 through March 2025

			Status	Membership							Reports					Finance		LCIF
Club Number	Club Name	Charter Date		Current Member Count	YTD Members Added	YTD Members Dropped	YTD Net Growth	YTD Net Growth%	Member Count 12 Months Ago	Avg. length of service for dropped members	Months Since Last MMR ***	Yrs. Since Last Officer Report	President Rotation	Vice President Reported ****	Months Since Last Activity Report ***	Account Balance	Donations for current Fiscal Year	
			Number of times on status quo within last two years	If below 15 members appears					If net loss is greater than 20% appears		If no report in 3 months appears in	When more than one year appears in	Number of repeat terms	Notes the officers that do not have an active	If no report at 12 months appears in red			
Clubs less than two years old																		
177533	Chiquimulilla	08/27/2024	Active	36	36	0	36	100.00%	0		7			N	N/R			
157493	Coatepeque Universitario	03/06/2024	Active	32	12	8	4	14.29%	20	1	0		2	N	0	90+ Days	\$50.00	
179968	Flores y Genova	12/23/2024	Active	27	27	0	27	100.00%	0		3			N	M,SC	N/R	90+ Days	
179293	Granados	12/12/2024	Active	31	32	1	31	100.00%	0	0	0			N	SC	0	90+ Days	
178743	Guatemala Nueva Era	09/24/2024	Active	20	24	4	20	100.00%	0	0	4			N	M,SC	4	\$845.00	
181547	San Cristóbal Totonicapán	03/27/2025	Newly Chartered	24	24	0	24	100.00%	0		0			N	SC	N/R		
179217	Santa Cruz Naranjo	11/06/2024	Active	20	20	0	20	100.00%	0		4				VP,SC	N/R	90+ Days	
Clubs more than two years old																		
130619	Acatenango Centenario	04/18/2017	Active	21	3	3	0	0.00%	20	3	4		2		T,M,VP	0		
Exc Award (06/30/2024)																		
15709	ANTIGUA	09/25/1954	Active	40	0	6	-6	-13.04%	46	11	3			N	M,SC	0	\$30.00	
Exc Award (06/30/2020, 06/30/2023)																		
15710	BANANERA-MORALES L C	03/02/1960	Active(1)	11	11	0	11	100.00%	14		6		6	N	T,M,SC	7	90+ Days	
150502	Catarina El Sitio	05/03/2022	Active	26	0	0	0	0.00%	24		4			N		0	\$231.00	
110532	CHIMALTENANGO	03/18/2011	Active(1)	12	0	2	-2	-14.29%	14	4	1			IP	SC	0		
152835	Chiquimula	11/15/2022	Active	37	5	6	-1	-2.63%	38	2	0			N	M,SC	1	\$840.50	
15715	COATEPEQUE	06/29/1959	Active	36	11	3	8	28.57%	41	9	1			R	T	0	\$158.75	
Exc Award (06/30/2018, 06/30/2021)																		
62663	COBAN ALTA VERAPAZ	01/17/2000	Active	42	11	2	9	27.27%	36	25	0				VP	0	\$70.00	
Exc Award (06/30/2018, 06/30/2019, 06/30/2020)																		
150503	Colomba CC Quetzaltenango	05/04/2022	Cancelled(8*)	0	0	1	-1	-100.00%	1	2	8		None		P,S,T,M,VP SC	22	90+ Days	
15716	COTZUMALGUAPA L C	10/10/1972	Active	58	4	4	0	0.00%	58	3	0			N	SC	8	\$2,652.50	
Exc Award (06/30/2016, 06/30/2017, 06/30/2020)																		
151474	Cotzumalguapa Profesionales	06/27/2022	Active(1)	22	20	0	20	100.00%	18		0			N	M	0		
15717	ESCUINTLA	03/25/1947	Active	45	8	2	6	15.38%	27	10	2		7		M,VP	0	\$200.00	



Club Health Assessment for District D 3 through March 2025

			Status	Membership							Reports					Finance	LCIF	
Club Number	Club Name	Charter Date		Current Member Count	YTD Members Added	YTD Members Dropped	YTD Net Growth	YTD Net Growth%	Member Count 12 Months Ago	Avg. length of service for dropped members	Months Since Last MMR ***	Yrs. Since Last Officer Report	President Rotation	Vice President Reported ****	Months Since Last Activity Report ***	Account Balance	Donations for current Fiscal Year	
			Number of times on status quo within last two years	If below 15 members appears					If net loss is greater than 20% appears		If no report in 3 months appears in	When more than one year appears in	Number of repeat terms	Notes the officers that do not have an active	If no report at 12 months appears in red			
Exc Award (06/30/2022, 06/30/2024)																		
136628	Escuintla Universitario	10/24/2018	Active	25	3	4	-1	-3.85%	26	5	3			IP	0	90+ Days		
133525	Guatemala 4 X 4 Off Road	12/27/2017	Active	34	4	0	4	13.33%	30		2			R T,M,SC	0		\$468.36	
Exc Award (06/30/2023, 06/30/2024)																		
15721	GUATEMALA 63 DE GUATE	08/06/1963	Active	35	0	0	0	0.00%	37		4			N	0		\$635.00	
Exc Award (06/30/2021)																		
15719	GUATEMALA CENTRAL	10/29/1941	Active(1)	12	0	0	0	0.00%	12		16			R M,VP,SC	6			
44978	GUATEMALA CHINA	05/06/1985	Active	25	0	0	0	0.00%	25		6		9	R SC	5			
138540	Guatemala Humanitaria	06/10/2019	Active	20	8	0	8	66.67%	11		0		2	N M,SC	1		\$5.00	
Exc Award (06/30/2023)																		
56124	GUATEMALA NUEVA GENERACION CHI	10/04/1994	Active	29	0	0	0	0.00%	29		10		2	M,VP,SC	0	90+ Days	\$1,315.00	
Exc Award (06/30/2024)																		
135254	Guatemala Nuevo Centenario	06/18/2018	Active(1)	12	2	1	1	9.09%	11	7	1			N M,SC	4			(\$5,138.75)
35570	GUATEMALA QUICHE	05/22/1978	Active	33	5	1	4	13.79%	29	24	1		4	N SC	1		\$15.00	
15723	GUATEMALA REFORMA	06/07/1966	Active	28	1	0	1	3.70%	27		6			N P	2		\$225.00	
Exc Award (06/30/2018, 06/30/2021)																		
46413	GUATEMALA SACATEPEQUEZ	06/30/1986	Active	14	2	0	2	16.67%	12		6		2	R M	5			
Exc Award (06/30/2020)																		
31560	GUATEMALA TIKAL	01/08/1976	Active	17	0	0	0	0.00%	17		21			N	6			
15724	GUATEMALA UTATLAN	09/01/1966	Active	79	4	0	4	5.33%	117		0			N	1		\$5.00	
Exc Award (06/30/2020, 06/30/2021, 06/30/2022)																		
116133	HUEHUETENANGO	02/21/2012	Active	31	0	0	0	0.00%	26		9			N VP,SC	1		\$865.00	
Exc Award (06/30/2018, 06/30/2024)																		
127336	Jalapa	04/22/2016	Active	64	7	3	4	6.67%	53	4	2			N SC	0		\$1,529.75	
Exc Award (06/30/2018, 06/30/2019, 06/30/2020)																		
52285	JALPATAGUA SERVIDORES DE LA HU	12/19/1991	Active	41	6	0	6	17.14%	35		1		2	N SC	3		\$1,285.00	
Exc Award (06/30/2018, 06/30/2021)																		
15727	JUTIAPA	05/02/1959	Active	46	2	1	1	2.22%	47	5	0			N SC	5		\$2,728.32	



Club Health Assessment for District D 3 through March 2025

			Status	Membership							Reports					Finance	LCIF	
Club Number	Club Name	Charter Date		Current Member Count	YTD Members Added	YTD Members Dropped	YTD Net Growth	YTD Net Growth%	Member Count 12 Months Ago	Avg. length of service for dropped members	Months Since Last MMR ***	Yrs. Since Last Officer Report	President Rotation	Vice President Reported ****	Months Since Last Activity Report ***	Account Balance	Donations for current Fiscal Year	
			Number of times on status quo within last two years	If below 15 members appears					If net loss is greater than 20% appears				If no report in 3 months appears in	When more than one year appears in	Number of repeat terms	Notes the officers that do not have an active	If no report at 12 months appears in red	
Exc Award (06/30/2017, 06/30/2018, 06/30/2020)			Active	46	0	1	-1	-2.13%	45	9	6			N	1		\$2,081.68	
127161	Jutiapa Damas del Centenario	03/29/2016																
Exc Award (06/30/2018, 06/30/2021, 06/30/2020)			Active	63	0	1	-1	-1.56%	65	11	0			N	0		\$487.50	
15728	MALACATAN	08/28/1968																
Exc Award (06/30/2018, 06/30/2021, 06/30/2020)			Cancelled(8*)	0	0	19	-19	-100.00%	19	20	16		None	P,S,T,M,VP SC	7	90+ Days		
15729	MARQUENSE	08/16/1962																
Exc Award (06/30/2019, 06/30/2021, 06/30/2020)			Active	46	15	7	8	21.05%	37	3	0			N	2		\$290.00	
135310	Mataquescuintla	06/20/2018																
Exc Award (06/30/2019, 06/30/2021, 06/30/2020)			Active	70	15	8	7	11.11%	70	1	0			N	6	90+ Days	\$45.00	
149577	Mazatenango Suchitepéquez	01/17/2022																
Exc Award (06/30/2023)			Active	12	4	6	-2	-14.29%	13	15	2		6	N	0			
29216	MIXCO	04/30/1974																
Exc Award (06/30/2021)			Active	36	4	0	4	12.50%	31		0			R	0		\$420.00	
138543	Monjas	06/11/2019																
Exc Award (06/30/2021, 06/30/2023, 06/30/2020)			Active(3)	11	0	3	-3	-21.43%	16	3	3			N	18	90+ Days		
143188	Pajapita San Marcos	10/09/2020																
Exc Award (06/30/2016, 06/30/2018, 06/30/2020)			Active	56	7	2	5	9.80%	41	5	4		2	M,VP,SC	5		\$195.00	
15730	QUETZALTENANGO	02/20/1947																
Exc Award (06/30/2016, 06/30/2018, 06/30/2020)			Active	33	3	7	-4	-10.81%	39	4	3			N	3		\$190.00	
138081	Retalhuleu	05/01/2019																
Exc Award (06/30/2022, 06/30/2023)			Active	64	0	2	-2	-3.03%	63	3	3			N	0		\$362.50	
43741	SALAMA	04/16/1984																
Exc Award (06/30/2016, 06/30/2018, 06/30/2020)			Active	62	1	1	0	0.00%	62	13	1			N	0		\$3,255.00	
78764	SALCAJA	04/12/2004																
Exc Award (06/30/2016, 06/30/2019, 06/30/2020)			Active	32	0	0	0	0.00%	32		9			N	1		\$420.00	
125933	San Jeronimo	10/07/2015																
Exc Award (06/30/2021, 06/30/2023)			Active	40	2	5	-3	-6.98%	47	4	0			M,VP,SC	3		\$245.00	
78368	SAN LUCAS SACATEPEQUEZ	02/27/2004																
Exc Award (06/30/2018, 06/30/2021, 06/30/2020)			Active(1)	6	0	0	0	0.00%	7		9			M,VP,SC	6		\$30.00	
127338	San Pedro Sacatepequez Valle de La Esmeralda	04/22/2016																
Exc Award (06/30/2018, 06/30/2021)																		



Club Health Assessment for District D 3 through March 2025

INTERNATIONAL

Club Number	Club Name	Charter Date	Status	Membership						Reports				Finance	LCIF		
				Current Member Count	YTD Members Added	YTD Members Dropped	YTD Net Growth	YTD Net Growth%	Member Count 12 Months Ago	Avg. length of service for dropped members	Months Since Last MMR ***	Yrs. Since Last Officer Report	President Rotation	Vice President Reported ****	Months Since Last Activity Report ***	Account Balance	Donations for current Fiscal Year
			Number of times on status quo within last two years	If below 15 members appears				If net loss is greater than 20% appears			If no report in 3 months appears in	When more than one year appears in	Number of repeat terms	Notes the officers that do not have an active	If no report at 12 months appears in red		
46164	SAN RAFAEL PIE DE LA CUESTA	05/08/1986	Active	32	3	0	3	10.34%	30		3		2	P,M,VP,SC	5		\$15.00
15733	SANTA CRUZ DEL QUICHE	03/05/1960	Active	42	5	2	3	7.69%	39	10	6			M,VP,SC	4		\$165.00
Exc Award (06/30/2017, 06/30/2018, 06/30/2020)																	
140083	Santa Cruz El Chol	10/22/2019	Active	30	1	3	-2	-6.25%	34	5	3			N	1		\$1,080.00
Exc Award (06/30/2023)																	
106010	TIQUISATE	06/25/2009	Active(1)	18	0	0	0	0.00%	18		30		10	R M,VP,SC	6		

Clubs Cancelled Previous Fiscal Year – Clubs Cancelled within last 12 months may be reinstated

Club Number	Club Name	Charter Date	Current Status*	Cancellation Date
129705	El Progreso Achiupa	12/27/2016	Cancelled(8*)	12/29/2023
141592	Guatemala Visitadores Médicos	06/15/2020	Cancelled(8*)	06/29/2024

Current Total Clubs Count	YTD New Clubs Count	YTD Cancelled Clubs Count	YTD Net Club Gain	Current Total Members Count	YTD Add	YTD Drop	YTD Net Growth	YTD Net Growth %	Member Count 12 Months Ago	Average Member Count Per Club	% of Clubs with less than 20 members	% No MMR in 3 Months	% No Officer Report in 12 Months	% of Clubs with balance 90+ days	Number of Clubs in Status Quo	% Status Quo Clubs in Financial Suspension	Number of Cancelled Clubs	Average Cancelled Club Age	Members Lost Due to Cancellation	% of Clubs Cancelled for Non-Financial Reasons
53	6	2	4	1,784	352	119	233	15.02%	1,609	34	19%	53%	0%	17%	0	0%	2	38	20	-100%

* - P - Priority Club. Cancellation Reasons: 1-Objectives/conduct, 2-Non-active club, 5-Non-existing club, 6-Disbanding, 7-Merger, 8-Financial Suspension, 9-District/Multiple District Dues.

** - Abbreviation: P-President, S-Secretary, T-Treasurer, M-Member Chairperson, VP-First Vice President, MC-Communications Chairperson, SC-Service Chairperson

*** - Abbreviation: N/R - Never reported using the Lions Clubs website, N/A - Not applicable, No password registered for the Lions Clubs website.

**** - Abbreviation: N - New, IP - Immediate Past, R - Repeat.



Club Health Assessment for District D 4 through March 2025

			Status	Membership							Reports					Finance		LCIF
Club Number	Club Name	Charter Date		Current Member Count	YTD Members Added	YTD Members Dropped	YTD Net Growth	YTD Net Growth%	Member Count 12 Months Ago	Avg. length of service for dropped members	Months Since Last MMR ***	Yrs. Since Last Officer Report	President Rotation	Vice President Reported ****	Months Since Last Activity Report ***	Account Balance	Donations for current Fiscal Year	
			Number of times on status quo within last two years	If below 15 members appears				If net loss is greater than 20% appears			If no report in 3 months appears in	When more than one year appears in	Number of repeat terms	Notes the officers that do not have an active	If no report at 12 months red			
Clubs less than two years old																		
179635	La Union	11/15/2024	Active	27	27	0	27	100.00%	0		0			M,VP,SC	0	90+ Days		
176992	Montes de Oca	08/21/2024	Active	23	23	0	23	100.00%	0		4			M,VP,SC	3	90+ Days		
156637	San José - ExLeos de Costa Rica	01/22/2024	Active	28	0	2	-2	-6.67%	29	1	3			N	0		\$180.00	
156540	Santo Domingo de Heredia - Costa Rica Salud Sin	11/27/2023	Active	31	10	5	5	19.23%	26	3	1		2	R	SC	0	\$520.00	
172186	Zapote	06/19/2024	Active(1)	9	1	12	-11	-55.00%	0	1	3		2		M,VP,SC	1	90+ Days	
Clubs more than two years old																		
15571	ALAJUELA	06/20/1952	Active	51	2	9	-7	-12.07%	58	25	3			R	0		\$200.00	
Exc Award (06/30/2021, 06/30/2022)																		
36811	ALAJUELA AEREOPUERTO	03/28/1979	Active	28	0	0	0	0.00%	26		8			N	0		\$100.00	
149729	Alajuela La Guácima	02/22/2022	Active	18	0	3	-3	-14.29%	21	2	4		4	N	SC	12	90+ Days	
117235	ALAJUELITA	06/20/2012	Active	24	0	0	0	0.00%	24		8		3	N	S,VP,SC	5		
Exc Award (06/30/2017, 06/30/2022)																		
34183	ASERRI	06/25/1977	Active	22	5	0	5	29.41%	19		7		3	N	M	0	\$200.00	
36381	ATENAS	12/29/1978	Active	25	0	1	-1	-3.85%	26	15	8		3	R	SC	0		
44637	BAGACES	02/06/1985	Active	11	0	0	0	0.00%	11		7		2	N	P,T,M,VP,SC	0		
34013	BARVA	06/13/1977	Active	43	1	3	-2	-4.44%	41	4	6			N	SC	0	\$400.00	
Exc Award (06/30/2022)																		
111283	BUENOS AIRES	06/08/2011	Active(1)	22	9	5	4	22.22%	13	3	1			N	SC	0	\$20.00	
136526	Cachí Bicentenario	12/10/2018	Active	18	5	1	4	28.57%	14	3	0			N	P,SC	0	\$44.00	
144788	Carrillo	01/05/2021	Active	25	2	1	1	4.17%	19	1	0			N	SC	0	\$44.00	
15572	CARTAGO	12/10/1965	Active	27	0	3	-3	-10.00%	31	10	2		2	R		0	\$100.00	
Exc Award (06/30/2019, 06/30/2021, 06/30/2022)																		
56667	CIUDAD COLON	03/20/1995	Active	31	0	0	0	0.00%	37		0			IP	SC	0	\$543.10	
15573	CIUDAD QUESADA	05/09/1957	Active	48	2	2	0	0.00%	49	35	0			N		0	\$1,787.00	
Exc Award (06/30/2023)																		



Club Health Assessment for District D 4 through March 2025

			Status	Membership							Reports					Finance	LCIF
Club Number	Club Name	Charter Date		Current Member Count	YTD Members Added	YTD Members Dropped	YTD Net Growth	YTD Net Growth%	Member Count 12 Months Ago	Avg. length of service for dropped members	Months Since Last MMR ***	Yrs. Since Last Officer Report	President Rotation	Vice President Reported ****	Months Since Last Activity Report ***	Account Balance	Donations for current Fiscal Year
			Number of times on status quo within last two years	If below 15 members appears				If net loss is greater than 20% appears			If no report in 3 months appears in	When more than one year appears in	Number of repeat terms	Notes the officers that do not have appears in an active	If no report at 12 months red		
59548	CORONADO VAZQUEZ	05/15/1997	Active	31	1	2	-1	-3.13%	30	6	6			N	0		\$1,075.12
	Exc Award (06/30/2021, 06/30/2022, 06/30/2023)																
144057	Corredores	12/16/2020	Active	15	4	2	2	15.38%	13	4	3			N	T,M,SC	0	90+ Days
15577	CURRIDABAT	06/06/1972	Active	31	5	2	3	10.71%	25	9	6			N	M	0	\$1,749.34
	Exc Award (06/30/2018, 06/30/2019, 06/30/2020)																
15578	DESAMPARADOS	06/21/1966	Active	29	2	13	-11	-27.50%	40	16	2			R	M,SC	0	
	Exc Award (06/30/2018, 06/30/2024)																
133084	Desamparados San Juan de Dios Bicentenario	11/21/2017	Active	15	0	1	-1	-6.25%	16	1	2		2	R	M	0	\$2,200.00
116542	EL GUARCO	04/24/2012	Active	36	0	0	0	0.00%	36		8			IP		0	\$44.00
	Exc Award (06/30/2018, 06/30/2022)																
15579	ESCAZU	10/13/1970	Active	15	0	0	0	0.00%	15		2		17	N	M	0	
124848	Esparza	05/14/2015	Active	24	0	0	0	0.00%	22		11		5	N		0	\$44.00
15582	GRECIA	04/13/1966	Active	51	3	2	1	2.00%	50	5	1			N	M,SC	0	\$64.00
	Exc Award (06/30/2018)																
15583	GUADALUPE	11/13/1968	Active	18	6	8	-2	-10.00%	25	12	1			N		0	\$160.00
120025	Guayabo Miravalles	09/20/2013	Active	21	0	1	-1	-4.55%	21	5	7		2	N	M,SC	0	
15584	HEREDIA	01/15/1954	Active	30	6	6	0	0.00%	32	11	0		4	R		0	\$164.00
119512	Hojancha	06/05/2013	Active	9	0	0	0	0.00%	9		12		5		M,VP,SC	0	
122462	Jicaral	06/19/2014	Active(1)	10	0	0	0	0.00%	10		6			R	S,M,SC	0	
120405	La Cruz	11/19/2013	Cancelled(6*)	0	0	0	0	0.00%	12		9	1	None		P,S,T,M,VP SC	24+	
61512	LA SABANA	02/05/1999	Active	22	1	0	1	4.76%	19		1		3	N		0	
15586	LIBERIA	03/14/1957	Active	35	5	6	-1	-2.78%	42	18	0		2	N		0	
131536	Limón Centenario	06/21/2017	Active	19	6	4	2	11.76%	14	7	2			N	M	0	\$80.00
140674	Matina (Cantón Matina)	01/24/2020	Active	12	0	0	0	0.00%	12		10		2	R	M,SC	1	
116569	MONTEVERDE	04/17/2012	Active(3)	16	0	2	-2	-11.11%	19	13	3		3	N		0	90+ Days
15589	MORAVIA	10/17/1970	Active	27	4	1	3	12.50%	23	32	0			N	M,SC	0	




Club Health Assessment for District D 4 through March 2025

			Status	Membership							Reports					Finance	LCIF
Club Number	Club Name	Charter Date		Current Member Count	YTD Members Added	YTD Members Dropped	YTD Net Growth	YTD Net Growth%	Member Count 12 Months Ago	Avg. length of service for dropped members	Months Since Last MMR ***	Yrs. Since Last Officer Report	President Rotation	Vice President Reported ****	Months Since Last Activity Report ***	Account Balance	Donations for current Fiscal Year
			Number of times on status quo within last two years	If below 15 members appears				If net loss is greater than 20% appears			If no report in 3 months appears	When more than one year appears in	Number of repeat terms	Notes the officers that do not have an active	If no report at 12 months appears in red		
52610	NARANJO	03/04/1992	Active	45	5	2	3	7.14%	43	18	1			N	0	90+ Days	\$1,254.00
	Exc Award (06/30/2019)																
45499	NICOYA	11/06/1985	Active	52	7	3	4	8.33%	50	7	0			N	0		\$620.00
64060	PACAYAS	03/09/2001	Active	18	0	0	0	0.00%	18		6			N	0		
119404	PALMARES OCCIDENTE	05/17/2013	Active(2)	7	0	1	-1	-12.50%	8	12	3		5	T,M,VP,SC	3		
49541	PARAISO	05/26/1989	Active	32	1	3	-2	-5.88%	33	5	0			R	M	0	
	Exc Award (06/30/2018, 06/30/2021)																
15593	PUNTARENAS	03/19/1957	Active	16	4	2	2	14.29%	14	2	1		4	R	0		\$300.00
15594	PURISCAL	08/17/1971	Active	15	0	2	-2	-11.76%	17	19	1		2		VP,SC	0	\$99.61
138764	Quepos	06/25/2019	Active	25	4	0	4	19.05%	20		4			R	M,VP,SC	0	\$200.00
	Exc Award (06/30/2022)																
15598	SAN ISIDRO DE EL GENERAL	08/01/1969	Active	39	3	0	3	8.33%	41		3			N	0		\$44.00
	Exc Award (06/30/2022)																
83142	SAN ISIDRO ZURQUI	07/30/2004	Active	15	1	6	-5	-25.00%	20	7	3		3		S,VP,SC	0	
30637	SAN JOAQUIN DE FLORES	04/29/1975	Active	12	1	0	1	9.09%	11		3		7	N	0		\$40.00
15597	SAN JOSE	01/21/1944	Active	24	2	0	2	9.09%	24		1			R	1		\$100.00
140603	San José - Colegio de Abogados y Abogadas de	01/22/2020	Active	33	1	1	0	0.00%	44	3	2		4	N	1		\$1,000.00
36812	SAN JOSE BARRIO CORDOBA	03/29/1979	Active	20	0	0	0	0.00%	20		2		2	R	0		\$864.00
53618	SAN JOSE GONZALEZ LAHMANN	08/31/1992	Active	32	2	0	2	6.67%	30		5			N	0		\$120.00
29639	SAN JOSE HATILLO	07/29/1974	Active(1)	17	0	0	0	0.00%	17		12		3	R	SC	1	90+ Days
49195	SAN JOSE LA URUCA	02/06/1989	Active	19	1	0	1	5.56%	18		0		8	N	M	0	\$306.00
32322	SAN JOSE ROHRMOSER	05/28/1976	Active	25	6	5	1	4.17%	24	19	0		3	R	M	0	
	Exc Award (06/30/2018)																
49761	SAN JOSE SAN FRANCISCO	07/26/1989	Active	31	6	5	1	3.33%	30	5	3			N	SC	0	\$2,044.00
	Exc Award (06/30/2017, 06/30/2021, 06/30/2024)																
34092	SAN JOSE SAN SEBASTIAN	06/20/1977	Active	25	0	7	-7	-21.88%	40	11	3		7	R	5		



Club Health Assessment for District D 4 through March 2025

			Status	Membership							Reports					Finance	LCIF	
Club Number	Club Name	Charter Date		Current Member Count	YTD Members Added	YTD Members Dropped	YTD Net Growth	YTD Net Growth%	Member Count 12 Months Ago	Avg. length of service for dropped members	Months Since Last MMR ***	Yrs. Since Last Officer Report	President Rotation	Vice President Reported ****	Months Since Last Activity Report ***	Account Balance	Donations for current Fiscal Year	
			Number of times on status quo within last two years	If below 15 members appears					If net loss is greater than 20% appears			If no report in 3 months appears in	When more than one year appears in	Number of repeat terms	Notes the officers that do not have an active	If no report at 12 months appears in red		
Exc Award (06/30/2023)																		
100162	SAN JOSE SANTA MARTA	09/10/2007	Active	15	0	0	0	0.00%	15		12	1	None	P,S,T,M,VP SC	13	90+ Days		
140093	San Pablo De Heredia	11/18/2019	Active	20	4	1	3	17.65%	15	5	3			N	0			
34761	SAN PEDRO	12/12/1977	Active	11	6	6	0	0.00%	14	2	3		3		M,VP,SC		0	
142849	San Pedro de Montes de Oca - Colegio de Ciencias	09/09/2020	Cancelled(8*)	0	0	17	-17	-100.00%	17	4	2		None	P,S,T,M,VP SC	15			
60871	SAN RAFAEL DE ESCAZU	06/11/1998	Active	28	7	9	-2	-6.67%	32	3	1			N	M,VP		0	
Exc Award (06/30/2018, 06/30/2019, 06/30/20)																		
57927	SAN RAFAEL DE HEREDIA	02/28/1996	Active	37	3	0	3	8.82%	34		0		2	R	T	0	\$20.00	
Exc Award (06/30/2024)																		
125065	San Ramon	06/05/2015	Active	43	6	6	0	0.00%	45	6	3		2	R		0	\$2,658.00	
Exc Award (06/30/2019, 06/30/2022, 06/30/20)																		
40126	SANTA ANA	06/14/1981	Active	17	0	1	-1	-5.56%	18	3	5		4		M,VP,SC	3		
135008	Santa Cruz Ciudad Folclórica Bicentenario	06/20/2018	Active	9	0	2	-2	-18.18%	12	4	3		2	N	VP,SC	0		
15601	SANTO DOMINGO	01/26/1972	Active	49	5	1	4	8.89%	41	1	0			N		0	\$1,684.00	
Exc Award (06/30/2021, 06/30/2024)																		
97194	SARCHI	05/26/2006	Active	22	0	0	0	0.00%	22		11		None	N	P,M,SC	0		
15603	TIBAS	05/06/1971	Active	60	2	2	0	0.00%	60	13	1		2	R	SC	0	\$1,224.00	
Exc Award (06/30/2018, 06/30/2023, 06/30/20)																		
15606	TURRIALBA	11/28/1946	Active	36	3	3	0	0.00%	37	3	0		2	R	M,SC	0	\$100.00	
134877	Upala Bicentenario	05/31/2018	Active	8	4	3	1	14.29%	7	5	2			R	M,SC	0		

Clubs Cancelled Previous Fiscal Year – Clubs Cancelled within last 12 months may be reinstated

Club Number	Club Name	Charter Date	Current Status*	Cancellation Date
144063	Aserrí Villa Nueva Bicentenario	12/23/2020	Cancelled(6*)	05/29/2024
15590	OROTINA	03/29/1973	Cancelled(8*)	06/29/2024
55501	POCOCI	04/08/1994	Cancelled(6*)	05/29/2024
134688	Zarcero Centenario	05/31/2018	Cancelled(6*)	05/29/2024



Club Health Assessment for District D 4 through March 2025

Club Number				Club Name				Charter Date				Status										Membership										Reports										Finance		LCIF																																																																																																																																																																					
												Current Member Count										YTD Members Added										YTD Members Dropped										YTD Net Growth										YTD Net Growth%										Member Count 12 Months Ago										Avg. length of service for dropped members										Months Since Last MMR ***										Yrs. Since Last Officer Report										President Rotation										Vice President Reported ****										Months Since Last Activity Report ***										Account Balance										Donations for current Fiscal Year																																																																			
										Number of times on status quo within last two years										If below 15 members appears																				If net loss is greater than 20% appears																				If no report in 3 months appears in										When more than one year appears in										Number of repeat terms										Notes the officers that do not have an active										If no report at 12 months appears in red																																																																																																													
Current Total Clubs Count										YTD New Clubs Count										YTD Cancelled Clubs Count										YTD Net Club Gain										Current Total Members Count										YTD Add										YTD Drop										YTD Net Growth										YTD Net Growth %										Member Count 12 Months Ago										Average Member Count Per Club										% of Clubs with less than 20 members										% No MMR in 3 Months										% No Officer Report in 12 Months										% of Clubs with balance 90+ days										Number of Clubs in Status Quo										% Status Quo Clubs in Financial Suspension										Number of Cancelled Clubs										Average Cancelled Club Age										Members Lost Due to Cancellation										% of Clubs Cancelled for Non-Financial Reasons									
72										2										2										0										1,834										214										185										29										1.61%										1,820										25										36%										53%										1%										11%										0										0%										2										53										17										0%									

* - P - Priority Club. Cancellation Reasons: 1-Objectives/conduct, 2-Non-active club, 5-Non-existing club, 6-Disbanding, 7-Merger, 8-Financial Suspension, 9-District/Multiple District Dues.

** - Abbreviation: P-President, S-Secretary, T-Treasurer, M-Member Chairperson, VP-First Vice President, MC-Communications Chairperson, SC-Service Chairperson

*** - Abbreviation: N/R - Never reported using the Lions Clubs website, N/A - Not applicable, No password registered for the Lions Clubs website.

**** - Abbreviation: N - New, IP - Immediate Past, R - Repeat.



Club Health Assessment for District D 5 through March 2025

			Status	Membership							Reports					Finance		LCIF
Club Number	Club Name	Charter Date		Current Member Count	YTD Members Added	YTD Members Dropped	YTD Net Growth	YTD Net Growth%	Member Count 12 Months Ago	Avg. length of service for dropped members	Months Since Last MMR ***	Yrs. Since Last Officer Report	President Rotation	Vice President Reported ****	Months Since Last Activity Report ***	Account Balance	Donations for current Fiscal Year	
			Number of times on status quo within last two years	If below 15 members appears					If net loss is greater than 20% appears			If no report in 3 months appears in	When more than one year appears in	Number of repeat terms	Notes the officers that do not have an active	If no report at 12 months appears in red		
Clubs more than two years old																		
107104	CAMOAPA	12/18/2009	Active(1)	30	0	5	-5	-14.29%	36	7	3			N	M,VP	0	90+ Days	
	Exc Award (06/30/2016)																	
15683	ESTELI	04/01/1958	Active	33	4	1	3	10.00%	30	19	3			N	M,SC	0		\$3,488.00
	Exc Award (06/30/2016, 06/30/2018, 06/30/2021)																	
147028	Estelí Estanzuela	06/28/2021	Active(1)	13	0	0	0	0.00%	17		9			IP	M,VP,SC	6	90+ Days	
48102	ESTELI MIRAFLORES	02/02/1988	Active(1)	25	0	4	-4	-13.79%	28	16	3				M,VP,SC	6		\$200.00
	Exc Award (06/30/2021)																	
15684	GRANADA	09/22/1958	Active	15	3	1	2	15.38%	13	34	0				M,VP,SC	1		\$1,110.00
50955	GRANADA XALTEVA	09/28/1990	Active(1)	12	12	14	-2	-14.29%	14	12	5		2		P,M,VP,SC	2	90+ Days	
45685	JUIGALPA	01/24/1986	Active(1)	26	1	0	1	4.00%	26		5		2		M,VP,SC	5	90+ Days	
15689	MANAGUA	12/14/1942	Active	19	1	0	1	5.56%	17		0			N	M	0		\$17.00
	Exc Award (06/30/2018, 06/30/2019, 06/30/2021)																	
150884	Managua Capital	05/17/2022	Active	40	5	3	2	5.26%	35	4	0			N		0		\$2,426.06
	Exc Award (06/30/2023, 06/30/2024)																	
127248	Managua Centenario	04/12/2016	Active	20	0	3	-3	-13.04%	18	8	3		2	R		1		\$330.00
	Exc Award (06/30/2021, 06/30/2022)																	
15692	MANAGUA XOLOTLAN	10/31/1968	Active(2)	8	3	0	3	60.00%	3		7				M,VP,SC	15	90+ Days	
133925	Masaya Folklore	02/22/2018	Active	20	2	0	2	11.11%	19		1			N		0		\$769.00
	Exc Award (06/30/2021, 06/30/2022)																	
48473	MATAGALPA APANTE	04/11/1988	Active	39	1	2	-1	-2.50%	40	28	4			N	S,M	3		\$365.00
15702	RIVAS	08/11/1953	Active	39	3	4	-1	-2.50%	49	17	1			IP	SC	3	90+ Days	
	Exc Award (06/30/2018, 06/30/2022)																	
59869	RIVAS CASIQUE NICARAGUA	07/21/1997	Active	20	2	2	0	0.00%	22	16	3				M,VP	0		
	Exc Award (06/30/2021)																	
149136	San Juan del Sur	12/01/2021	Active	38	13	0	13	52.00%	26		0			IP	M,SC	1	90+ Days	
	Exc Award (06/30/2023)																	
41900	SANTO TOMAS	10/13/1982	Active	32	1	7	-6	-15.79%	37	3	2		2	N	VP	0		\$35.00



Club Health Assessment for District D 5 through March 2025

			Status	Membership							Reports					Finance	LCIF
Club Number	Club Name	Charter Date		Current Member Count	YTD Members Added	YTD Members Dropped	YTD Net Growth	YTD Net Growth%	Member Count 12 Months Ago	Avg. length of service for dropped members	Months Since Last MMR ***	Yrs. Since Last Officer Report	President Rotation	Vice President Reported ****	Months Since Last Activity Report ***	Account Balance	Donations for current Fiscal Year
			Number of times on status quo within last two years	If below 15 members appears				If net loss is greater than 20% appears			If no report in 3 months appears in	When more than one year appears in	Number of repeat terms	Notes the officers that do not have an active	If no report at 12 months appears in red		
Exc Award (06/30/2021, 06/30/2023)																	

Clubs Cancelled Previous Fiscal Year – Clubs Cancelled within last 12 months may be reinstated

Club Number	Club Name	Charter Date	Current Status*	Cancellation Date
126251	Ocotol Segovia	12/17/2015	Cancelled(8*)	08/29/2023

Current Total Clubs Count	YTD New Clubs Count	YTD Cancelled Clubs Count	YTD Net Club Gain	Current Total Members Count	YTD Add	YTD Drop	YTD Net Growth	YTD Net Growth %	Member Count 12 Months Ago	Average Member Count Per Club	% of Clubs with less than 20 members	% No MMR in 3 Months	% No Officer Report in 12 Months	% of Clubs with balance 90+ days	Number of Clubs in Status Quo	% Status Quo Clubs in Financial Suspension	Number of Cancelled Clubs	Average Cancelled Club Age	Members Lost Due to Cancellation	% of Clubs Cancelled for Non-Financial Reasons
17	0	0	0	429	51	46	5	1.18%	430	25	29%	59%	0%	41%	0	0%	0	0	0	0%

* - P - Priority Club. Cancellation Reasons: 1-Objectives/conduct, 2-Non-active club, 5-Non-existing club, 6-Disbanding, 7-Merger, 8-Financial Suspension, 9-District/Multiple District Dues.

** - Abbreviation: P-President, S-Secretary, T-Treasurer, M-Member Chairperson, VP-First Vice President, MC-Communications Chairperson, SC-Service Chairperson

*** - Abbreviation: N/R - Never reported using the Lions Clubs website, N/A - Not applicable, No password registered for the Lions Clubs website.

**** - Abbreviation: N - New, IP - Immediate Past, R - Repeat.



Club Health Assessment for District D 6 through March 2025

			Status	Membership							Reports					Finance		LCIF
Club Number	Club Name	Charter Date		Current Member Count	YTD Members Added	YTD Members Dropped	YTD Net Growth	YTD Net Growth%	Member Count 12 Months Ago	Avg. length of service for dropped members	Months Since Last MMR ***	Yrs. Since Last Officer Report	President Rotation	Vice President Reported ****	Months Since Last Activity Report ***	Account Balance	Donations for current Fiscal Year	
			Number of times on status quo within last two years	If below 15 members appears				If net loss is greater than 20% appears			If no report in 3 months appears in	When more than one year appears in	Number of repeat terms	Notes the officers that do not have an active	If no report at 12 months appears in red			
Clubs less than two years old																		
155902	El Porvenir	09/13/2023	Active	24	1	0	1	4.35%	23		8		2	N	M,SC	6	90+ Days	
Exc Award (06/30/2024)																		
174821	Junco Y Cafe	08/02/2024	Active	23	31	8	23	100.00%	0	1	0			N		1		
157893	Marcala 2024	04/08/2024	Active	20	0	0	0	0.00%	0		12		2	N		5		
181160	Mercedes	03/03/2025	Newly Chartered	21	21	0	21	100.00%	0		0				VP,SC	0		
156615	San Juan Pueblo	12/21/2023	Active	20	0	1	-1	-4.76%	21	1	3				T,M,VP,SC	3	90+ Days \$210.00	
154081	San Pedro Llano Grande	04/04/2023	Active	10	0	13	-13	-56.52%	24	2	0		3	IP	SC	0		
154953	San Rafael (Sanrafaelinos)	06/29/2023	Cancelled(8*)	0	0	21	-21	-100.00%	21	1	0		None		P,S,T,M,VP SC	N/A	90+ Days	
181258	Siguatopeque "El Leon Dorado"	03/11/2025	Newly Chartered	26	28	2	26	100.00%	0	0	0			N		0		
155302	Sultana de Occidente	08/14/2023	Active	42	2	2	0	0.00%	39	2	1			N	M,SC	1	\$150.00	
Exc Award (06/30/2024)																		
179658	Tegucigalpa Luz y Esperanza	12/03/2024	Active	32	32	0	32	100.00%	0		1			N		0	90+ Days	
179143	Tela 0107	11/06/2024	Active	21	21	0	21	100.00%	0		2				VP,SC	4		
Clubs more than two years old																		
42289	CAMPAMENTO	02/28/1983	Active	37	0	2	-2	-5.13%	38	1	3				VP	0	90+ Days \$100.00	
Exc Award (06/30/2018, 06/30/2019, 06/30/20																		
15741	CATACAMAS	08/10/1967	Active	57	4	0	4	7.55%	53		7			N	M,SC	1	\$1,140.00	
Exc Award (06/30/2018, 06/30/2019, 06/30/20																		
150877	Catacamas Bicentenario	05/23/2022	Active(2)	7	0	0	0	0.00%	7		21	2	None		P,S,T,M,VP SC	24+	90+ Days	
152140	Cataguana	08/11/2022	Active(1)	30	6	1	5	20.00%	22	2	4			N		0	\$1,360.00	
Exc Award (06/30/2023, 06/30/2024)																		
30511	CHOLOMA	04/08/1975	Active	40	1	1	0	0.00%	36	16	0			N		1	\$200.00	
Exc Award (06/30/2020, 06/30/2021, 06/30/20																		
146809	Choloma Comunicadores Honduras 504	06/21/2021	Active(1)	14	0	0	0	0.00%	14		11				M,VP,SC	18	90+ Days	
15742	CHOLUTECA	04/01/1945	Active	22	1	0	1	4.76%	21		7		2	R	SC	1	90+ Days	



Club Health Assessment for District D 6 through March 2025

			Status	Membership							Reports					Finance		LCIF
Club Number	Club Name	Charter Date		Current Member Count	YTD Members Added	YTD Members Dropped	YTD Net Growth	YTD Net Growth%	Member Count 12 Months Ago	Avg. length of service for dropped members	Months Since Last MMR ***	Yrs. Since Last Officer Report	President Rotation	Vice President Reported ****	Months Since Last Activity Report ***	Account Balance	Donations for current Fiscal Year	
			Number of times on status quo within last two years	If below 15 members appears				If net loss is greater than 20% appears			If no report in 3 months appears in	When more than one year appears in	Number of repeat terms	Notes the officers that do not have an active	If no report at 12 months appears in red			
146219	Cofradia La Voz Del Pueblo	05/20/2021	Active	7	0	1	-1	-12.50%	8	2	5		2	R	M,SC	1		
15743	COMAYAGUA	02/05/1944	Active	92	4	0	4	4.55%	88		0		2	R	M,SC	1	\$1,700.00	
	Exc Award (06/30/2019, 06/30/2020, 06/30/2021)																	
138354	Comayagua en Accion	06/13/2019	Active	37	19	14	5	15.63%	33	3	0				VP	0	90+ Days \$140.00	
	Exc Award (06/30/2021, 06/30/2023)																	
15744	COMAYAGUELA	02/16/1966	Active(1)	19	0	0	0	0.00%	19		5		3		M,VP,SC	8		
139736	Corquin La Perla de Occidente	10/08/2019	Active	51	1	1	0	0.00%	53	4	0			N		1	\$150.00	
	Exc Award (06/30/2020, 06/30/2021, 06/30/2022)																	
15746	DANLI	03/18/1966	Active	25	3	3	0	0.00%	25	6	2		3		M,VP,SC	0		
	Exc Award (06/30/2019, 06/30/2020, 06/30/2021)																	
150314	El Nispero Bicentenario	03/30/2022	Active(1)	24	0	0	0	0.00%	24		11			N	M	3		
15747	EL PROGRESO	02/08/1950	Active	36	6	39	-33	-47.83%	66	6	1			N	M,SC	0	\$220.00	
	Exc Award (06/30/2018, 06/30/2020, 06/30/2021)																	
141154	El Progreso - La Foresta	03/12/2020	Active	27	5	0	5	22.73%	22		5		None		P,M,VP	4	90+ Days \$50.00	
	Exc Award (06/30/2021, 06/30/2023)																	
149467	El Progreso Bicentenario	12/29/2021	Active	17	1	9	-8	-32.00%	24	2	5			N	M	5	90+ Days	
	Exc Award (06/30/2022)																	
145787	Honduras Sin Fronteras	05/18/2021	Active	24	0	0	0	0.00%	27		6		2	R	M,SC	7	\$425.00	
	Exc Award (06/30/2022, 06/30/2023)																	
141618	Jesus De Otoro	06/11/2020	Active(1)	20	0	0	0	0.00%	20		12		None		P,T,M,VP,SC	7	90+ Days	
15750	JUTICALPA	10/01/1962	Active	95	16	13	3	3.26%	90	5	2			N	SC	0	\$7,991.00	
	Exc Award (06/30/2016, 06/30/2017, 06/30/2021)																	
15751	LA CEIBA	06/16/1942	Active	32	2	1	1	3.23%	29	30	3			N	M	0	\$250.00	
	Exc Award (06/30/2018, 06/30/2019, 06/30/2021)																	
30362	LA ESPERANZA	03/06/1975	Active	63	3	0	3	5.00%	59		0			N	SC	0	\$420.00	
	Exc Award (06/30/2019, 06/30/2020, 06/30/2021)																	
137912	La Labor Ocotepeque	04/09/2019	Active	12	0	0	0	0.00%	16		5			N		1	90+ Days \$200.00	
	Exc Award (06/30/2020, 06/30/2021)																	



Club Health Assessment for District D 6 through March 2025

			Status	Membership							Reports					Finance		LCIF
Club Number	Club Name	Charter Date		Current Member Count	YTD Members Added	YTD Members Dropped	YTD Net Growth	YTD Net Growth%	Member Count 12 Months Ago	Avg. length of service for dropped members	Months Since Last MMR ***	Yrs. Since Last Officer Report	President Rotation	Vice President Reported ****	Months Since Last Activity Report ***	Account Balance	Donations for current Fiscal Year	
			Number of times on status quo within last two years	If below 15 members appears				If net loss is greater than 20% appears			If no report in 3 months appears in	When more than one year appears in	Number of repeat terms	Notes the officers that do not have an active	If no report at 12 months appears in red			
144654	Llanos de la Estancia	12/30/2020	Active	25	5	15	-10	-28.57%	35	4	3			N	3	90+ Days	\$50.00	
	Exc Award (06/30/2021, 06/30/2022, 06/30/2023)																	
153894	Lopez Arellano	03/24/2023	Active(1)	12	1	6	-5	-29.41%	25	2	3			M,VP,SC	0		\$16.00	
15753	OCOTEPEQUE	10/22/1966	Active	34	2	2	0	0.00%	34	6	2			R	0		\$2,011.00	
	Exc Award (06/30/2018, 06/30/2019, 06/30/2020)																	
152833	Ocotepeque - Cayaguanca	10/25/2022	Active(1)	26	1	5	-4	-13.33%	25	2	0			N	4	90+ Days	\$58.00	
	Exc Award (06/30/2023, 06/30/2024)																	
150824	Omoa Bicentenario	05/25/2022	Active	14	0	5	-5	-26.32%	18	2	3		4	R	M,SC	22		
143132	Patepluma	09/30/2020	Active	30	11	7	4	15.38%	24	1	0			N	M,SC	1	90+ Days	
	Exc Award (06/30/2022, 06/30/2024)																	
154086	Peña Blanca	03/29/2023	Active	24	0	1	-1	-4.00%	25	1	4			N		4	90+ Days	
117854	PERLA DEL ULUA	10/01/2012	Active	61	3	5	-2	-3.17%	60	5	3			N		0	\$1,468.00	
	Exc Award (06/30/2016, 06/30/2017, 06/30/2020)																	
15754	PUERTO CORTES 70 L C	02/06/1970	Active	15	0	0	0	0.00%	15		11		2	R	M,SC	24+		
78922	ROATAN ISLAND	04/30/2004	Active	34	4	0	4	13.33%	37		0		2	N		0	\$1,150.00	
	Exc Award (06/30/2019, 06/30/2020, 06/30/2023)																	
34643	S PEDRO SULA FRATERNIDAD	11/21/1977	Active	50	1	0	1	2.04%	50		4		2		VP,SC	0	\$2,490.00	
	Exc Award (06/30/2016, 06/30/2018, 06/30/2020)																	
64245	S PEDRO SULA UNIVERSIDAD 2001	05/01/2001	Active	33	0	3	-3	-8.33%	27	6	2			N	M,SC	0		
	Exc Award (06/30/2018, 06/30/2021, 06/30/2023)																	
143451	San Francisco de Becerra	10/30/2020	Active	30	3	2	1	3.45%	28	2	8			N	M	1	90+ Days	
	Exc Award (06/30/2021, 06/30/2023)																	
43355	SAN FRANCISCO DE LA PAZ	01/31/1984	Active	31	0	0	0	0.00%	30		8			N		2	90+ Days	
	Exc Award (06/30/2021, 06/30/2023)																	
139824	San Francisco del Valle	09/23/2019	Active(1)	22	0	0	0	0.00%	22		11				M,VP,SC	6		
	Exc Award (06/30/2020, 06/30/2022)																	
15755	SAN MARCOS	03/05/1966	Active	29	3	28	-25	-46.30%	54	5	0			N		1	\$420.00	
	Exc Award (06/30/2019, 06/30/2020, 06/30/2023)																	



Club Health Assessment for District D 6 through March 2025

			Status	Membership							Reports					Finance	LCIF
Club Number	Club Name	Charter Date		Current Member Count	YTD Members Added	YTD Members Dropped	YTD Net Growth	YTD Net Growth%	Member Count 12 Months Ago	Avg. length of service for dropped members	Months Since Last MMR ***	Yrs. Since Last Officer Report	President Rotation	Vice President Reported ****	Months Since Last Activity Report ***	Account Balance	Donations for current Fiscal Year
			Number of times on status quo within last two years	If below 15 members appears				If net loss is greater than 20% appears			If no report in 3 months appears in	When more than one year appears in	Number of repeat terms	Notes the officers that do not have an active	If no report at 12 months red		
15756	SAN MARCOS DE COLON	05/22/1969	Active	53	1	8	-7	-11.67%	60	9	3			R SC	1		\$70.00
	Exc Award (06/30/2018, 06/30/2020, 06/30/2021)																
146810	San Marcos Sanmarqueño SB	06/23/2021	Cancelled(8*)	0	0	23	-23	-100.00%	23	3	12		None	P,S,T,M,VP SC	24+	90+ Days	
15758	SAN PEDRO SULA	06/12/1942	Active	41	5	1	4	10.81%	37	3	0			N	0		\$488.00
	Exc Award (06/30/2017, 06/30/2018, 06/30/2020)																
150406	San Pedro Sula Bicentenario	04/12/2022	Active	16	0	5	-5	-23.81%	21	3	0		4	M,VP,SC	12		
115659	SAN PEDRO SULA LEO 80's	12/06/2011	Active	19	2	0	2	11.76%	17		6			M,VP,SC	20		
	Exc Award (06/30/2016, 06/30/2017, 06/30/2020)																
144011	San Pedro Sula Merendon	12/14/2020	Active	30	0	9	-9	-23.08%	28	2	3		2	N SC	9		\$60.00
	Exc Award (06/30/2021, 06/30/2022, 06/30/2023)																
135260	San Pedro Sula Universitario Centenario VS	06/20/2018	Active(1)	5	0	0	0	0.00%	5		14		6	M,VP,SC	4	90+ Days	
144119	San Pedro Sula Yaaxlum 20-20	12/18/2020	Active	34	7	4	3	9.68%	31	4	1			N SC	0		\$150.00
	Exc Award (06/30/2021, 06/30/2023, 06/30/2024)																
128895	San Pedro Sula Zorzales Centenario	09/20/2016	Active	17	0	0	0	0.00%	17		5			N M,SC	1		
	Exc Award (06/30/2018, 06/30/2020, 06/30/2022)																
153719	Santa Lucia	02/27/2023	Active(1)	13	0	2	-2	-13.33%	17	2	3		3	N	21		
15760	SANTA ROSA	09/28/1968	Active	36	0	0	0	0.00%	37		10			S,T,VP,SC	1		\$975.00
	Exc Award (06/30/2018, 06/30/2020, 06/30/2022)																
150761	Santos Guardiola Bicentenario	05/16/2022	Active	24	0	0	0	0.00%	24		11		4	N T,M,SC	5		
15761	SIGUATEPEQUE	09/19/1965	Active	51	4	0	4	8.51%	46		2			N	0	90+ Days	\$1,184.00
	Exc Award (06/30/2016, 06/30/2017, 06/30/2020)																
33030	TEG COL MIRAFLORES	11/10/1976	Active	34	0	0	0	0.00%	34		11		2	N	3		\$160.00
	Exc Award (06/30/2018, 06/30/2020, 06/30/2022)																
15762	TEGUCIGALPA	04/18/1942	Active	53	3	9	-6	-10.17%	58	7	1			R M	1		
	Exc Award (06/30/2016, 06/30/2019, 06/30/2022)																
150966	Tegucigalpa - Costa a Costa Bicentenario	06/02/2022	Active	19	0	3	-3	-13.64%	22	3	1		2	N M,SC	0		
124764	Tegucigalpa Cocesna	04/30/2015	Active	18	1	1	0	0.00%	20	2	2			R SC	0		



Club Health Assessment for District D 6 through March 2025

			Status	Membership							Reports					Finance		LCIF
Club Number	Club Name	Charter Date		Current Member Count	YTD Members Added	YTD Members Dropped	YTD Net Growth	YTD Net Growth%	Member Count 12 Months Ago	Avg. length of service for dropped members	Months Since Last MMR ***	Yrs. Since Last Officer Report	President Rotation	Vice President Reported ****	Months Since Last Activity Report ***	Account Balance	Donations for current Fiscal Year	
			Number of times on status quo within last two years	If below 15 members appears			If net loss is greater than 20% appears			If no report in 3 months appears in			When more than one year appears in	Number of repeat terms	Notes the officers that do not have an active	If no report at 12 months appears in red		
Exc Award (06/30/2019, 06/30/2020, 06/30/2021)	40880 TEGUCIGALPA EL HOGAR	02/08/1982	Active	54	11	9	2	3.85%	56	6	0			N SC	3		\$370.00	
Exc Award (06/30/2018, 06/30/2019, 06/30/2020)	116135 TEGUCIGALPA HELEN KELLER	02/23/2012	Active	22	0	3	-3	-12.00%	25	7	3			N	7	90+ Days		
Exc Award (06/30/2020, 06/30/2021, 06/30/2022)	30722 TELA ATLANTIDA	05/16/1975	Active	50	2	0	2	4.17%	45		8			N	1			
Exc Award (06/30/2019, 06/30/2020, 06/30/2021)	140492 Tela Bahia	12/17/2019	Active	26	18	20	-2	-7.14%	27	4	4			R	1	90+ Days	\$300.00	
Exc Award (06/30/2020, 06/30/2021, 06/30/2022)	144672 Tela Caribe	12/30/2020	Active	14	6	20	-14	-50.00%	28	4	2			N	4			
Exc Award (06/30/2021, 06/30/2023)	125116 Tocoa	06/17/2015	Active(1)	8	1	3	-2	-20.00%	10	7	2			S,T,M,VP,SC	11	90+ Days		
Exc Award (06/30/2019, 06/30/2020)	143481 Trinidad Trinitecos	10/30/2020	Active	29	0	2	-2	-6.45%	32	4	2			N	2		\$25.00	
Exc Award (06/30/2021, 06/30/2022)	140380 Trujillo La Fortaleza	01/02/2020	Active(2)	10	3	17	-14	-58.33%	20	1	1			M,VP,SC	1		\$300.00	
Exc Award (06/30/2022)	129556 Universitario UTH-Pico Bonito Centenario La Ceiba	06/07/2017	Active	20	8	2	6	42.86%	14	5	0		2	N M,SC	4		\$746.00	
Exc Award (06/30/2018, 06/30/2020, 06/30/2021)	126387 Universitario Valle de Comayagua	01/14/2016	Active	31	7	5	2	6.90%	26	4	0			N	0		\$250.00	
Exc Award (06/30/2017, 06/30/2024)	118298 UNIVERSITARIO VALLE DE SULA	03/18/2013	Active	24	8	2	6	33.33%	16	5	0		2	N	1			
Exc Award (06/30/2017, 06/30/2020, 06/30/2021)	139041 UTH-Universitario Siguatepeque	06/30/2019	Active	10	5	18	-13	-56.52%	23	5	0			M,VP	4		\$100.00	
Exc Award (06/30/2020, 06/30/2021, 06/30/2022)	143438 Villa de San Antonio	10/30/2020	Active(1)	22	2	1	1	4.76%	21	4	1		4	M,VP,SC	2	90+ Days		
Exc Award (06/30/2021, 06/30/2023, 06/30/2024)	140274 Yoro Lluvia de Peces	12/04/2019	Active	19	2	23	-21	-52.50%	40	2	0			R	0		\$1,020.00	



Club Health Assessment for District D 6 through March 2025

			Status	Membership						Reports				Finance	LCIF		
Club Number	Club Name	Charter Date		Current Member Count	YTD Members Added	YTD Members Dropped	YTD Net Growth	YTD Net Growth%	Member Count 12 Months Ago	Avg. length of service for dropped members	Months Since Last MMR ***	Yrs. Since Last Officer Report	President Rotation	Vice President Reported ****	Months Since Last Activity Report ***	Account Balance	Donations for current Fiscal Year
			Number of times on status quo within last two years	If below 15 members appears				If net loss is greater than 20% appears			If no report in 3 months appears in	When more than one year appears in	Number of repeat terms	Notes the officers that do not have an active	If no report at 12 months appears in red		

Clubs Cancelled Previous Fiscal Year – Clubs Cancelled within last 12 months may be reinstated

Club Number	Club Name	Charter Date	Current Status*	Cancellation Date
138027	Espartanos	05/02/2019	Cancelled(8*)	06/29/2024
78604	GUAIMACA	03/29/2004	Cancelled(8*)	06/29/2024
151183	Petoa Lenca Bicentenario	06/16/2022	Cancelled(8*)	08/29/2023
137422	UCENM Catacamas	05/07/2019	Cancelled(8*)	06/29/2024
137760	UNA - Catacamas Universitario Repolleros	03/21/2019	Cancelled(8*)	02/29/2024

Current Total Clubs Count	YTD New Clubs Count	YTD Cancelled Clubs Count	YTD Net Club Gain	Current Total Members Count	YTD Add	YTD Drop	YTD Net Growth	YTD Net Growth %	Member Count 12 Months Ago	Average Member Count Per Club	% of Clubs with less than 20 members	% No MMR in 3 Months	% No Officer Report in 12 Months	% of Clubs with balance 90+ days	Number of Clubs in Status Quo	% Status Quo Clubs in Financial Suspension	Number of Cancelled Clubs	Average Cancelled Club Age	Members Lost Due to Cancellation	% of Clubs Cancelled for Non-Financial Reasons
79	5	2	3	2,299	338	401	-63	-2.67%	2,311	29	28%	51%	1%	30%	0	0%	2	21	44	-250%

* - P - Priority Club. Cancellation Reasons: 1-Objectives/conduct, 2-Non-active club, 5-Non-existing club, 6-Disbanding, 7-Merger, 8-Financial Suspension, 9-District/Multiple District Dues.

** - Abbreviation: P-President, S-Secretary, T-Treasurer, M-Member Chairperson, VP-First Vice President, MC-Communications Chairperson, SC-Service Chairperson

*** - Abbreviation: N/R - Never reported using the Lions Clubs website, N/A - Not applicable, No password registered for the Lions Clubs website.

**** - Abbreviation: N - New, IP - Immediate Past, R - Repeat.



Club Health Assessment for District E 1 through March 2025

			Status	Membership							Reports					Finance		LCIF
Club Number	Club Name	Charter Date		Current Member Count	YTD Members Added	YTD Members Dropped	YTD Net Growth	YTD Net Growth%	Member Count 12 Months Ago	Avg. length of service for dropped members	Months Since Last MMR ***	Yrs. Since Last Officer Report	President Rotation	Vice President Reported ****	Months Since Last Activity Report ***	Account Balance	Donations for current Fiscal Year	
			Number of times on status quo within last two years	If below 15 members appears					If net loss is greater than 20% appears		If no report in 3 months appears in	When more than one year appears in	Number of repeat terms	Notes the officers that do not have an active	If no report at 12 months appears in red			
Clubs less than two years old																		
154938	Capacho Viejo	06/28/2023		Active	22	0	8	-8	-26.67%	33	1	3		2	S,VP	0		\$20.00
154299	Falcón Campeones	04/26/2023		Active	21	0	0	0	0.00%	20		10		3	T,M,VP,SC	3		
180096	Maracaibo Emprendedores	01/07/2025		Newly Chartered	20	20	0	20	100.00%	0		0			N	N/R		
154119	Maracaibo Solidaria	04/07/2023		Active	21	0	0	0	0.00%	21		12		3	M,VP,SC	12		
154905	Paraguaná Líder	06/20/2023		Active	23	0	0	0	0.00%	20		11			N	S,T,M,SC	3	\$20.00
154436	San Francisco	05/24/2023		Active	31	0	0	0	0.00%	31		5		3	S,T,M,VP,SC	21		
154189	Sucre-Zulia	04/19/2023		Active	25	0	0	0	0.00%	25		4		3	R	SC	4	
154952	Valera La Plata 3	06/27/2023		Active	23	0	0	0	0.00%	23		21	1	None	P,S,T,M,VP SC	N/R		
Clubs more than two years old																		
15790	ALTAGRACIA ZULIA	12/12/1956		Active	56	0	0	0	0.00%	56		7			N		2	\$20.00
Exc Award (06/30/2016, 06/30/2018, 06/30/2020)																		
143823	Betijoque Rafael Rangel	12/08/2020		Active	34	0	0	0	0.00%	34		20	1	None	P,S,T,M,VP SC	22		
146915	Bolívar Sabana Grande	06/30/2021		Active	28	0	0	0	0.00%	28		21		None	P,S,T,M,VP SC	22		
105783	BRAMON	06/12/2009		Active	26	0	3	-3	-10.34%	29	8	3			N	T,VP	0	
Exc Award (06/30/2018, 06/30/2019, 06/30/2020)																		
15768	CABIMAS	05/16/1943		Active	69	8	10	-2	-2.82%	67	8	0			N	VP	0	
Exc Award (06/30/2017, 06/30/2018, 06/30/2020)																		
120144	Cabimas Costa Oriental	09/04/2013		Active	21	1	1	0	0.00%	21	42	4			M,VP,SC	4		
129174	CABIMAS VIRGEN DEL ROSARIO	10/18/2016		Active	36	0	0	0	0.00%	32		6			IP	S,M	6	\$20.00
Exc Award (06/30/2018, 06/30/2019)																		
40312	CAPACHO	08/19/1981	Active	26	0	0	0	0.00%	34		9			M,VP,SC	7		\$20.00	
Exc Award (06/30/2019, 06/30/2021)																		
15769	CIUDAD OJEDA	12/11/1956	Active	46	2	0	2	4.55%	40		4			N		0		
Exc Award (06/30/2016, 06/30/2018, 06/30/2020)																		
146916	Ciudad Ojeda Andres Bello	06/28/2021	Active	13	0	0	0	0.00%	13		18		None	P,S,T,M,VP SC	20			



Club Health Assessment for District E 1 through March 2025

			Status	Membership							Reports					Finance		LCIF
Club Number	Club Name	Charter Date		Current Member Count	YTD Members Added	YTD Members Dropped	YTD Net Growth	YTD Net Growth%	Member Count 12 Months Ago	Avg. length of service for dropped members	Months Since Last MMR ***	Yrs. Since Last Officer Report	President Rotation	Vice President Reported ****	Months Since Last Activity Report ***	Account Balance	Donations for current Fiscal Year	
			Number of times on status quo within last two years	If below 15 members appears					If net loss is greater than 20% appears		If no report in 3 months appears in	When more than one year appears in	Number of repeat terms	Notes the officers that do not have an active	If no report at 12 months appears in red			
15771	COLON MONARCA	11/26/1961	Active	30	0	0	0	0.00%	21		4			R	VP	3		\$55.00
Exc Award (06/30/2023, 06/30/2024)																		
115649	CORDERO ANDRES BELLO	12/05/2011	Active	27	0	0	0	0.00%	27		9		2	N	M,VP	2		\$60.00
Exc Award (06/30/2016, 06/30/2017, 06/30/20																		
127903	Coro Los Medanos	06/14/2016	Active	49	9	5	4	8.89%	46	2	2			N		0		\$40.00
Exc Award (06/30/2017, 06/30/2018, 06/30/20																		
15772	CORO MONARCA	05/18/1962	Active	50	1	2	-1	-1.96%	45	7	3		None	R	P	0		\$44.00
Exc Award (06/30/2017, 06/30/2018, 06/30/20																		
140667	Coro Profesionales	01/30/2020	Active	19	7	3	4	26.67%	15	4	1			N		0		\$6.00
15773	CUMAREBO	01/27/1968	Active	52	0	0	0	0.00%	52		10			N		0		
Exc Award (06/30/2017, 06/30/2018, 06/30/20																		
153709	El Amparo Sin Fronteras	02/16/2023	Active	28	0	0	0	0.00%	28		18			IP		19		
36893	EL VENADO	04/03/1979	Active	16	1	1	0	0.00%	16	44	4			N	T,M,SC	10		
Exc Award (06/30/2021)																		
97711	GUASDUALITO CENTRO	09/11/2006	Active	27	4	0	4	17.39%	23		3			R		3		\$9.00
Exc Award (06/30/2017, 06/30/2018, 06/30/20																		
152978	Guasqualito Dr Andrés del Orbe	11/03/2022	Active	27	2	2	0	0.00%	24	2	5			R	M	0		\$70.50
Exc Award (06/30/2023)																		
145139	Isnotu Dr Jose Gregorio Hernandez	02/22/2021	Active	37	0	0	0	0.00%	37		5		2	R	M,VP,SC	20		
148380	La Ciénaga de Cumarebo Valle de San José	09/21/2021	Active	25	0	0	0	0.00%	25		12		2	R	M	3		\$20.00
34763	LA FRIA	12/05/1977	Active	32	0	0	0	0.00%	32		1		2		T,M,VP,SC	1		
61462	LA FRIA GARCIA DE HEVIA	01/26/1999	Active	31	0	0	0	0.00%	31		20		None		P,S,T,M,VP SC	24+		
15779	LA GRITA MONARCA	11/06/1972	Active	30	0	4	-4	-11.76%	36	31	3			N		4		\$20.00
Exc Award (06/30/2018, 06/30/2019, 06/30/20																		
15780	LAGUNILLAS	06/01/1943	Active	30	0	0	0	0.00%	30		5			N		13		
Exc Award (06/30/2018, 06/30/2019, 06/30/20																		
123632	Lobatera	11/13/2014	Active	36	0	0	0	0.00%	36		21	1	None		P,S,T,M,VP SC	24+		



Club Health Assessment for District E 1 through March 2025

			Status	Membership							Reports					Finance		LCIF
Club Number	Club Name	Charter Date		Current Member Count	YTD Members Added	YTD Members Dropped	YTD Net Growth	YTD Net Growth%	Member Count 12 Months Ago	Avg. length of service for dropped members	Months Since Last MMR ***	Yrs. Since Last Officer Report	President Rotation	Vice President Reported ****	Months Since Last Activity Report ***	Account Balance	Donations for current Fiscal Year	
			Number of times on status quo within last two years	If below 15 members appears			If net loss is greater than 20% appears			If no report in 3 months appears in			When more than one year appears in	Number of repeat terms	Notes the officers that do not have an active	If no report at 12 months appears in red		
Exc Award (06/30/2019)																		
15781	MACHQUES	12/22/1963	Active	32	17	1	16	100.00%	16	19	0		2	R	M,SC	2		
146056	Maracaibo Angel De Amparo	05/03/2021	Active	29	2	1	1	3.57%	28	3	0		2	R		1		
15783	MARACAIBO CACIQUE MARA	04/02/1962	Active	36	0	0	0	0.00%	36		4		2	N		1		\$20.00
Exc Award (06/30/2018, 06/30/2019, 06/30/20)																		
143929	Maracaibo Campeones	12/11/2020	Active	81	4	5	-1	-1.22%	81	3	0			N		0		\$60.00
Exc Award (06/30/2023, 06/30/2024)																		
15782	MARACAIBO CENTRAL	02/05/1943	Active	36	0	0	0	0.00%	36		8		6	R	M,SC	17		
Exc Award (06/30/2018, 06/30/2019, 06/30/20)																		
121736	Maracaibo Ciudad del Sol	03/31/2014	Active	34	3	1	2	6.25%	30	9	4		3	R	M	1		\$100.00
Exc Award (06/30/2016, 06/30/2017)																		
126389	Maracaibo La Chinita del Sol	12/16/2015	Active	79	8	7	1	1.28%	65	6	0		2	R		0		\$500.00
Exc Award (06/30/2016, 06/30/2018, 06/30/20)																		
15784	MARACAIBO LOS HATICOS	06/16/1955	Active	55	2	2	0	0.00%	57	12	0			R		0		\$430.00
Exc Award (06/30/2016, 06/30/2017, 06/30/20)																		
62614	MARACAIBO LUZ UNIV DEL ZULIA	12/28/1999	Active	51	3	0	3	6.25%	44		3		2	N		1		\$22.50
Exc Award (06/30/2017, 06/30/2018, 06/30/20)																		
153978	Maracaibo Saludable	03/23/2023	Active	26	0	0	0	0.00%	26		9		3	N		5		\$20.00
135004	Maracaibo Verde	06/20/2018	Active	31	3	3	0	0.00%	28	6	2			N		2		\$80.00
Exc Award (06/30/2019, 06/30/2021, 06/30/20)																		
152842	Mendoza Fria	10/21/2022	Active	36	0	0	0	0.00%	36		21	1	None		P,S,T,M,VP SC	N/A		
15786	MENE GRANDE	04/24/1944	Active	43	2	1	1	2.38%	42	7	0		2	R	T	10		
Exc Award (06/30/2018, 06/30/2020, 06/30/20)																		
117221	MERIDA EL CONDOR	06/19/2012	Active	26	0	0	0	0.00%	26		35	2	None		P,S,T,M,VP SC	24+		
118571	MERIDA SIERRA NEVADA	01/09/2013	Active	22	0	0	0	0.00%	22		2		2	R	M,SC	1		
145138	Miranda El Dividive	03/17/2021	Active	24	1	14	-13	-35.14%	36	3	1			N	SC	1		
Exc Award (06/30/2023)																		
122205	Palmira	05/14/2014	Active	16	0	0	0	0.00%	16		20	1	None		P,S,T,M,VP SC	24		



Club Health Assessment for District E 1 through March 2025

			Status	Membership						Reports					Finance		LCIF
Club Number	Club Name	Charter Date		Current Member Count	YTD Members Added	YTD Members Dropped	YTD Net Growth	YTD Net Growth%	Member Count 12 Months Ago	Avg. length of service for members	Months Since Last MMR ***	Yrs. Since Last Officer Report	President Rotation	Vice President Reported ****	Months Since Last Activity Report ***	Account Balance	Donations for current Fiscal Year
			Number of times on status quo within last two years	If below 15 members appears				If net loss is greater than 20% appears			If no report in 3 months appears in	When more than one year appears in	Number of repeat terms	Notes the officers that do not have an active	If no report at 12 months appears in red		
15791	PARAGUANA MONARCA	03/02/1951	Active	24	0	0	0	0.00%	24		11		None	P,S,T,M,VP SC	24+		\$25.00
	Exc Award (06/30/2019, 06/30/2020)																
108694	PARAGUANA SOL PENINSULAR	06/22/2010	Active	26	7	8	-1	-3.70%	21	3	8			N	0		
	Exc Award (06/30/2018, 06/30/2019, 06/30/2020)																
134633	Pedregal	05/15/2018	Active	21	0	19	-19	-47.50%	40	4	3			N	5		
	Exc Award (06/30/2019, 06/30/2020, 06/30/2021)																
105695	Píritu CL Henry "Morocho" Medina	06/08/2009	Active	20	5	15	-10	-33.33%	30	4	0			N	0		
	Exc Award (06/30/2019, 06/30/2020)																
15793	RUBIO TACHIRA	09/24/1958	Active	46	3	0	3	6.98%	43		4			N	1		\$72.00
	Exc Award (06/30/2020, 06/30/2024)																
146411	Sabana Libre Don Teodoro Mendez	06/01/2021	Active	26	0	0	0	0.00%	26		21	1	None	P,S,T,M,VP SC	21		
127512	San Cristobal Andino	05/13/2016	Active	31	0	1	-1	-3.13%	32	7	38				24+		
127917	San Cristobal Corazon de Leon	06/15/2016	Active	7	0	0	0	0.00%	7		20		None	P,S,T,M,VP SC	24+		
126136	San Cristobal Democrata	11/06/2015	Active	54	0	0	0	0.00%	54		1		4	T,M,VP,SC	24+		
	Exc Award (06/30/2016, 06/30/2018)																
115646	SAN CRISTOBAL ESTE	12/06/2011	Active	42	6	0	6	16.67%	36		6			N	1		\$2.00
	Exc Award (06/30/2016, 06/30/2017, 06/30/2020)																
138735	San Cristobal Estudiantes Ingenieria Industrial	06/26/2019	Active	57	0	0	0	0.00%	57		20			M,VP,SC	24+		
15795	SAN CRISTOBAL MONARCA	11/15/1943	Active	76	12	12	0	0.00%	76	21	0		2	M,VP	0		\$18.00
	Exc Award (06/30/2016, 06/30/2019, 06/30/2020)																
98857	SAN CRISTOBAL NORTE	03/21/2007	Active	47	0	1	-1	-2.08%	48	18	2			R	0		\$47.00
	Exc Award (06/30/2016, 06/30/2017, 06/30/2020)																
134940	San Cristóbal Renacer	05/30/2018	Active	14	0	0	0	0.00%	14		18		None	P,S,T,M,VP SC	12		
	Exc Award (06/30/2019)																
133588	San Cristóbal Scouts	01/09/2018	Active	27	0	0	0	0.00%	27		21			T,M,VP,SC	18		\$20.00
	Exc Award (06/30/2019, 06/30/2020, 06/30/2021)																
115413	SAN CRISTOBAL-PIEDRA GORDA	10/28/2011	Active	23	2	1	1	4.55%	22	13	3			N	0		\$2.00



Club Health Assessment for District E 1 through March 2025

			Status	Membership							Reports					Finance		LCIF
Club Number	Club Name	Charter Date		Current Member Count	YTD Members Added	YTD Members Dropped	YTD Net Growth	YTD Net Growth%	Member Count 12 Months Ago	Avg. length of service for dropped members	Months Since Last MMR ***	Yrs. Since Last Officer Report	President Rotation	Vice President Reported ****	Months Since Last Activity Report ***	Account Balance	Donations for current Fiscal Year	
			Number of times on status quo within last two years	If below 15 members appears					If net loss is greater than 20% appears			If no report in 3 months appears in	When more than one year appears in	Number of repeat terms	Notes the officers that do not have an active	If no report at 12 months appears in red		
Exc Award (06/30/2018, 06/30/2023)																		
150740	San Lorenzo	06/09/2022	Active	38	0	0	0	0.00%	38		33	2	None	P,S,T,M,VP SC	N/R			
15797	SANTA ANA MONARCA	11/03/1969	Active	45	3	2	1	2.27%	44	11	3			S,T,M,VP,SC	1		\$20.00	
Exc Award (06/30/2016, 06/30/2017, 06/30/20																		
144686	Santa Cruz de Mora Scouts	01/06/2021	Active	24	0	0	0	0.00%	24		1			N	M,SC	1		
15799	SANTA RITA	10/21/1958	Active	35	0	0	0	0.00%	33		7			N		1	\$20.00	
Exc Award (06/30/2021, 06/30/2023)																		
128382	Sucre Sabana de Mendoza	07/28/2016	Active	27	0	10	-10	-27.03%	37	5	3			N		6		
Exc Award (06/30/2017, 06/30/2018, 06/30/20																		
144457	Sucre Valmore Rodríguez	01/08/2021	Active	23	1	0	1	4.55%	22		5			M,VP,SC	22			
41438	TARIBA	05/31/1982	Active	32	3	3	0	0.00%	32	6	3		2	N		0	\$40.00	
Exc Award (06/30/2018, 06/30/2019, 06/30/20																		
15800	TIA JUANA TAMARE	09/24/1958	Active	22	3	2	1	4.76%	21	1	6			N		5		
102389	TOCOPERO	06/17/2008	Active	33	12	9	3	10.00%	30	8	0			N	S	1		
Exc Award (06/30/2017, 06/30/2018, 06/30/20																		
135091	Tocopero La Ciénega	06/15/2018	Active	32	1	0	1	3.23%	31		4			N	T,M,SC	1		
Exc Award (06/30/2019)																		
150258	Tovar	04/12/2022	Active	31	0	0	0	0.00%	31		23	1	None	P,S,T,M,VP SC	24+			
150130	Trujillo	04/13/2022	Active	22	2	7	-5	-18.52%	27	3	3		4	M,VP,SC	22			
135261	Universitario Maracaibo	06/21/2018	Active	22	0	2	-2	-8.33%	24	6	5		2	R		3		
Exc Award (06/30/2019, 06/30/2021)																		
127902	Universitario San Cristobal	06/14/2016	Active	10	0	0	0	0.00%	10		21	2	None	P,S,T,M,VP SC	24+			
119522	URUMACO	06/03/2013	Active	22	0	0	0	0.00%	22		15			T,M,VP,SC	4			
Exc Award (06/30/2020)																		
15802	VALERA	10/28/1943	Active	39	0	18	-18	-31.58%	57	8	2			N		1	\$31.00	
Exc Award (06/30/2020, 06/30/2021, 06/30/20																		
150260	Zea	04/12/2022	Active	34	0	0	0	0.00%	34		23		None	P,S,T,M,VP SC	24+			



Club Health Assessment for District E 1 through March 2025

						Membership										Reports				Finance		LCIF	
Club Number	Club Name	Charter Date		Status		Current Member Count	YTD Members Added	YTD Members Dropped	YTD Net Growth	YTD Net Growth%	Member Count 12 Months Ago	Avg. length of service for dropped members	Months Since Last MMR ***	Yrs. Since Last Officer Report	President Rotation	Vice President Reported ****	Months Since Last Activity Report ***	Account Balance	Donations for current Fiscal Year				
				Number of times on status quo within last two years	If below 15 members appears				If net loss is greater than 20% appears			If no report in 3 months appears in	When more than one year appears in	Number of repeat terms		Notes the officers that do not have an active	If no report at 12 months appears in red						
Current Total Clubs Count	YTD New Clubs Count	YTD Cancelled Clubs Count	YTD Net Club Gain	Current Total Members Count	YTD Add	YTD Drop	YTD Net Growth	YTD Net Growth %	Member Count 12 Months Ago	Average Member Count Per Club	% of Clubs with less than 20 members	% No MMR in 3 Months	% No Officer Report in 12 Months	% of Clubs with balance 90+ days	Number of Clubs in Status Quo	% Status Quo Clubs in Financial Suspension	Number of Cancelled Clubs	Average Cancelled Club Age	Members Lost Due to Cancellation	% of Clubs Cancelled for Non-Financial Reasons			
85	1	0	1	2,776	160	184	-24	-0.86%	2,750	33	8%	75%	12%	0%	0	0%	0	0	0	0%			

* - P - Priority Club. Cancellation Reasons: 1-Objectives/conduct, 2-Non-active club, 5-Non-existing club, 6-Disbanding, 7-Merger, 8-Financial Suspension, 9-District/Multiple District Dues.

** - Abbreviation: P-President, S-Secretary, T-Treasurer, M-Member Chairperson, VP-First Vice President, MC-Communications Chairperson, SC-Service Chairperson

*** - Abbreviation: N/R - Never reported using the Lions Clubs website, N/A - Not applicable, No password registered for the Lions Clubs website.

**** - Abbreviation: N - New, IP - Immediate Past, R - Repeat.



Club Health Assessment for District E 2 through March 2025

			Status	Membership							Reports					Finance		LCIF
Club Number	Club Name	Charter Date		Current Member Count	YTD Members Added	YTD Members Dropped	YTD Net Growth	YTD Net Growth%	Member Count 12 Months Ago	Avg. length of service for dropped members	Months Since Last MMR ***	Yrs. Since Last Officer Report	President Rotation	Vice President Reported ****	Months Since Last Activity Report ***	Account Balance	Donations for current Fiscal Year	
			Number of times on status quo within last two years	If below 15 members appears					If net loss is greater than 20% appears		If no report in 3 months appears in	When more than one year appears in	Number of repeat terms	Notes the officers that do not have an active	If no report at 12 months appears in red			
Clubs less than two years old																		
174600	Barinas Eladio Tarife	07/31/2024	Active	23	23	0	23	100.00%	0		1			M,VP,SC	1			
156785	Barquisimeto PGD Juvenal Rodriguez da Silva	12/04/2023	Active	23	0	0	0	0.00%	23		11		2	R	VP	0	\$45.00	
156782	Barquisimeto Reencuentro Tovareño Exc Award (06/30/2024)	02/13/2024	Active	20	0	0	0	0.00%	20		14		2	N	M	2		
180941	Duaca Abdo Khouri	02/20/2025	Newly Chartered	28	28	0	28	100.00%	0		1			N		N/A		
172255	Duaca Jose Sanchez Sosa	06/21/2024	Active	25	0	0	0	0.00%	0		9		None		P,S,T,M,VP SC	N/A		
153586	Maracay Centro Juana Rodriguez	06/14/2023	Active	17	8	5	3	21.43%	23	2	0			N	M,VP	1		
171816	Maracay Eliodoro	06/06/2024	Active	20	0	0	0	0.00%	0		9			R	M	N/R		
154916	Maracay PID Rafael Guerra	06/26/2023	Active	18	3	7	-4	-18.18%	22	2	1		None		P,VP	3		
156778	Quibor Familiar Prof Ana Pastora Hernández de Mendoza	12/18/2023	Active	19	1	2	-1	-5.00%	20	1	3		2		M,VP,SC	7		
156638	Zamora PGD Rembrandt Gerardo Torin Villa de Cura	11/16/2023	Active	23	3	3	0	0.00%	23	1	0		2		M,VP,SC	0		
Clubs more than two years old																		
15810	BARINAS Exc Award (06/30/2018, 06/30/2019, 06/30/20)	10/06/1972	Active	42	2	2	0	0.00%	40	9	1			IP	SC	0		
107370	BARINAS ALTO BARINAS Exc Award (06/30/2016, 06/30/2019, 06/30/20)	02/01/2010	Active	32	10	17	-7	-17.95%	39	2	2			N	SC	0	\$87.50	
129361	Barinas Centenario Familiar Linda Barinas Exc Award (06/30/2020)	11/30/2016	Active	28	11	0	11	64.71%	17		1				M,VP,SC	0		
138589	Barinas Ciudad Marquesa Exc Award (06/30/2020)	06/13/2019	Active	12	0	0	0	0.00%	12		0		2		S,M,VP,SC	12		
148335	Barinas Dr José Agustín Figueredo	10/08/2021	Active	21	9	9	0	0.00%	20	3	0			N	T,VP,SC	4		
147900	Barinas Dr Luis Razetti	08/20/2021	Active	21	1	0	1	5.00%	18		6		2		M,VP,SC	1	\$20.00	
141812	Barinas Esplendor Linda Barinas	06/17/2020	Active	24	0	0	0	0.00%	24		11		3	R	T	12		



Club Health Assessment for District E 2 through March 2025

			Status	Membership							Reports					Finance		LCIF
Club Number	Club Name	Charter Date		Current Member Count	YTD Members Added	YTD Members Dropped	YTD Net Growth	YTD Net Growth%	Member Count 12 Months Ago	Avg. length of service for dropped members	Months Since Last MMR ***	Yrs. Since Last Officer Report	President Rotation	Vice President Reported ****	Months Since Last Activity Report ***	Account Balance	Donations for current Fiscal Year	
			Number of times on status quo within last two years	If below 15 members appears					If net loss is greater than 20% appears			If no report in 3 months appears in	When more than one year appears in	Number of repeat terms	Notes the officers that do not have an active	If no report at 12 months appears in red		
149230	Barinas Francisco de Miranda	01/31/2022	Active	14	0	4	-4	-22.22%	16	5	0				M,VP,SC	3		
147850	Barinas General Jose Antonio Paez	08/30/2021	Active	22	6	6	0	0.00%	21	3	0			N	M,SC	4		
151509	Barinas Iluminando Corazones Linda Barinas	06/27/2022	Active	9	0	0	0	0.00%	9		15				M,VP,SC	0		
119883	Barinas Juan Antonio Rodriguez D. Exc Award (06/30/2016, 06/30/2019, 06/30/20)	06/28/2013	Active	40	14	16	-2	-4.76%	28	1	0				VP,SC	4		
152308	Barinas Juan Jose Coco Fadul Gomez	08/30/2022	Active	21	0	0	0	0.00%	21		10		3		M,VP,SC	4		
152310	Barinas PID Carlos Alberto Valencia Valencia	08/23/2022	Active	21	3	3	0	0.00%	24	2	0				M,VP,SC	0		
151580	Barinas Sembradores de Esperanza Linda Barinas	06/30/2022	Active	10	0	0	0	0.00%	10		11		4	R	SC	16		
141813	Barinas Soñadores Linda Barinas	06/17/2020	Active	20	0	0	0	0.00%	20		11		3	R	VP	12		
141760	Barinas Titanes Linda Barinas	06/16/2020	Active	20	0	0	0	0.00%	20		11	1	None		P,S,T,M,VP SC	20		
151124	Barinas Unidos Para Servir	06/27/2022	Active	24	2	0	2	9.09%	20		0				M,VP,SC	4		
50924	BARQUISIMETO 2000 Exc Award (06/30/2018, 06/30/2024)	09/07/1990	Active	51	0	0	0	0.00%	57		3			N		5		
15811	BARQUISIMETO CENTRAL Exc Award (06/30/2018, 06/30/2019, 06/30/20)	01/17/1943	Active	65	0	1	-1	-1.52%	78	7	2			N		1		
60417	BARQUISIMETO CREPUSCULAR Exc Award (06/30/2020)	02/25/1998	Active	10	0	0	0	0.00%	8		9				S,T,M,VP,SC	2		
56027	BARQUISIMETO DEL ESTE	08/04/1994	Active	10	0	0	0	0.00%	10		21	1	None		P,S,T,M,VP SC	24+		
109631	BARQUISIMETO DON TEODORO MENDEZ	11/12/2010	Active	6	0	0	0	0.00%	6		26	2	None		P,S,T,M,VP SC	24+		
127876	Barquisimeto Dori Parra de Orellana	06/13/2016	Active	15	0	0	0	0.00%	15		15	1	None		P,S,T,M,VP SC	24+		
149241	Barquisimeto IMEI Dra Dora Contreras Exc Award (06/30/2023, 06/30/2024)	12/10/2021	Active	60	0	0	0	0.00%	64		7			N	P,SC	0		\$25.00
97142	BARQUISIMETO LISANDRO ALVARADO Exc Award (06/30/2018, 06/30/2020)	05/16/2006	Active	27	0	0	0	0.00%	27		11	1	None		P,S,T,M,VP SC	11		



Club Health Assessment for District E 2 through March 2025

			Status	Membership						Reports					Finance		LCIF
Club Number	Club Name	Charter Date		Current Member Count	YTD Members Added	YTD Members Dropped	YTD Net Growth	YTD Net Growth%	Member Count 12 Months Ago	Avg. length of service for dropped members	Months Since Last MMR ***	Yrs. Since Last Officer Report	President Rotation	Vice President Reported ****	Months Since Last Activity Report ***	Account Balance	Donations for current Fiscal Year
			Number of times on status quo within last two years	If below 15 members appears					If net loss is greater than 20% appears		If no report in 3 months appears in	When more than one year appears in	Number of repeat terms	Notes the officers that do not have an active	If no report at 12 months appears in red		
110137	BARQUISIMETO RUGIDOS DE LARA Exc Award (06/30/2016, 06/30/2018, 06/30/20	01/20/2011	Active	42	13	0	13	44.83%	30		1		3	R	0		
15812	BARQUISIMETO TEODORO MENDEZ Exc Award (06/30/2019, 06/30/2020)	01/03/1966	Active	14	0	0	0	0.00%	14		2		3	T,M,VP,SC	24+		
101706	BISCUCUY	04/08/2008	Active	20	0	0	0	0.00%	20		11	1	None	P,S,T,M,VP SC	19		
127189	Boraure Santisima Trinidad Exc Award (06/30/2019, 06/30/2021)	03/31/2016	Active	8	0	0	0	0.00%	8		11		3	VP	7		
15814	CABUDARE CENTRAL Exc Award (06/30/2018, 06/30/2019, 06/30/20	06/03/1962	Active	26	3	0	3	13.04%	27		1		2	M,VP,SC	0		
134237	Cabudare Cristobal Palavecino Exc Award (06/30/2019, 06/30/2021)	03/28/2018	Active	14	0	0	0	0.00%	12		11		2	M,VP,SC	18		
98803	CABUDARE PARQUE TEREPAIMA Exc Award (06/30/2018, 06/30/2021)	03/16/2007	Active	18	0	0	0	0.00%	18		9			N S	1		
15815	CAGUA PPCG BENIGNO ACOSTA MORALES Exc Award (06/30/2020, 06/30/2021)	08/20/1973	Active	24	0	0	0	0.00%	30		1			S,M,VP,SC	16		\$1,017.00
141727	Calderas Cielito Lindo Barinas	06/16/2020	Active	21	0	0	0	0.00%	21		11	1	None	P,S,T,M,VP SC	16		
30777	CARORA Exc Award (06/30/2018, 06/30/2020, 06/30/20	05/06/1975	Active	27	0	3	-3	-10.00%	32	17	1			N	0		\$40.00
15817	CHIVACOA	02/11/1959	Active	18	0	0	0	0.00%	18		15	1	None	P,S,T,M,VP SC	24+		
124340	Chivacoa Josefa Guerra de Alvarado Exc Award (06/30/2019)	03/06/2015	Active	11	0	0	0	0.00%	10		11		None	P,S,T,M,VP SC	24+		
125563	Cocorote Madre Teresa de Calcuta Exc Award (06/30/2019)	08/10/2015	Active	10	1	1	0	0.00%	6	0	6		2	R T,M,SC	3		\$20.00
152309	Cubiro Lomas de Cubiro	08/31/2022	Active	20	0	0	0	0.00%	20		31	2	None	P,S,T,M,VP SC	N/R		
141968	Duaca Cuatricentenaria Argimiro Franklin Figueredo Exc Award (06/30/2021, 06/30/2022, 06/30/20	06/30/2020	Active	38	0	0	0	0.00%	38		2			M,VP,SC	1		




Club Health Assessment for District E 2 through March 2025

			Status	Membership						Reports					Finance		LCIF	
Club Number	Club Name	Charter Date		Current Member Count	YTD Members Added	YTD Members Dropped	YTD Net Growth	YTD Net Growth%	Member Count 12 Months Ago	Avg. length of service for dropped members	Months Since Last MMR ***	Yrs. Since Last Officer Report	President Rotation	Vice President Reported ****	Months Since Last Activity Report ***	Account Balance	Donations for current Fiscal Year	
			Number of times on status quo within last two years	If below 15 members appears					If net loss is greater than 20% appears		If no report in 3 months appears in	When more than one year appears in	Number of repeat terms	Notes the officers that do not have an active	If no report at 12 months appears in red			
151471	Duaca Don Ramón Durán	06/27/2022	Active	20	0	0	0	0.00%	20		18		4	R	T,VP	3		
152434	El Eneal Pablo Ledezma	09/08/2022	Active	29	0	0	0	0.00%	29		15				M,VP,SC	N/R		
137177	Farriar Jose Joaquin Veroes	06/11/2019	Active	9	2	0	2	28.57%	7		2		2		VP,SC	24+		
15822	GUACARA CENTRAL	10/19/1962	Active	26	0	0	0	0.00%	26		46	3	None		P,S,T,M,VP SC	24+		
	Exc Award (06/30/2016)																	
153400	Guacara San Agustín	02/01/2023	Active	26	0	0	0	0.00%	21		9		3	N		1		
	Exc Award (06/30/2024)																	
128663	Guama Familiar Centenario	08/24/2016	Active	10	0	0	0	0.00%	8		2				VP,SC	N/R		
15824	GUANARE	10/23/1972	Active	21	0	0	0	0.00%	21		11	1	None		P,S,T,M,VP SC	20		
141816	Guasimitos Family Educators Linda Barinas	06/17/2020	Active	21	0	0	0	0.00%	21		11	1	None		P,S,T,M,VP SC	24+		
15823	GUIGUE	08/05/1962	Active	15	0	0	0	0.00%	15		12	1	None		P,S,T,M,VP SC	24+		
129576	Independencia Ana Teresa Carrero Parra	12/14/2016	Active	22	0	0	0	0.00%	22		5			N	SC	1		\$80.00
	Exc Award (06/30/2019, 06/30/2023)																	
127900	Jose Antonio Paez Sabana de Parra	06/14/2016	Active	18	0	0	0	0.00%	18		11	1	None		P,S,T,M,VP SC	24+		
151278	La Victoria Ribas	06/23/2022	Active	22	0	0	0	0.00%	22		7	2	None		P,S,T,M,VP SC	N/R		
15829	MARACAY	09/24/1957	Active	18	0	0	0	0.00%	18		9		2	N		11		
	Exc Award (06/30/2019, 06/30/2020, 06/30/2021)																	
142745	Maracay Amor y Luz	08/27/2020	Active	24	0	0	0	0.00%	24		11	1	None		P,S,T,M,VP SC	12		
41783	MARACAY EL CASTANO	08/09/1982	Active	14	0	0	0	0.00%	14		11	1	None		P,S,T,M,VP SC	24+		
33940	MARACAY EL LIMON	05/27/1977	Active	49	20	12	8	19.51%	34	8	1		3	N		0		\$35.00
	Exc Award (06/30/2019, 06/30/2020)																	
117069	MARACAY FLOR DE MARIA PALMA DE GARCIA	06/06/2012	Active	24	0	0	0	0.00%	24		4			N	P,S	15		
	Exc Award (06/30/2016, 06/30/2019, 06/30/2020)																	
148686	Maracay Funda Clove	10/25/2021	Active	22	0	0	0	0.00%	22		11	1	None		P,S,T,M,VP SC	19		
119881	Maracay Maria Mota de Montille	06/28/2013	Active	26	1	1	0	0.00%	26	10	7			R	SC	15		



Club Health Assessment for District E 2 through March 2025

			Status	Membership							Reports					Finance	LCIF
Club Number	Club Name	Charter Date		Current Member Count	YTD Members Added	YTD Members Dropped	YTD Net Growth	YTD Net Growth%	Member Count 12 Months Ago	Avg. length of service for dropped members	Months Since Last MMR ***	Yrs. Since Last Officer Report	President Rotation	Vice President Reported ****	Months Since Last Activity Report ***	Account Balance	Donations for current Fiscal Year
			Number of times on status quo within last two years	If below 15 members appears				If net loss is greater than 20% appears			If no report in 3 months appears in	When more than one year appears in	Number of repeat terms	Notes the officers that do not have an active	If no report at 12 months appears in red		
Exc Award (06/30/2016, 06/30/2018, 06/30/2020)																	
61796	MARIARA	04/21/1999	Active	16	0	0	0	0.00%	16		11	1	None	P,S,T,M,VP SC	24+		
116793	NAGUANAGUA LA BEGONA	05/14/2012	Active	2	0	0	0	0.00%	3		12	1	None	P,S,T,M,VP SC	24+		
Exc Award (06/30/2016, 06/30/2018, 06/30/2020)																	
137171	Nirgua Parque Melvin Jones	06/21/2019	Active	7	3	3	0	0.00%	7	6	2			N	M,SC	19	
140535	Pedraza Maria Perez	01/16/2020	Active	21	0	0	0	0.00%	21		11	1	None	P,S,T,M,VP SC	16		
Exc Award (06/30/2021)																	
125053	San Diego La Esmeralda	06/12/2015	Active	20	10	0	10	100.00%	10		1			N	M	0	\$20.00
Exc Award (06/30/2016)																	
15837	SAN FELIPE	02/05/1959	Active	17	0	0	0	0.00%	17		14	1	None	P,S,T,M,VP SC	14		
Exc Award (06/30/2019)																	
121061	San Felipe "Olga de Pajuelo"	12/30/2013	Active	21	0	0	0	0.00%	21		17	1	None	P,S,T,M,VP SC	24+		
Exc Award (06/30/2016, 06/30/2018, 06/30/2020)																	
120921	San Felipe Amalia Gonzalez de Lucena	12/09/2013	Active	17	0	0	0	0.00%	17		2		4	M,VP,SC	24+		
Exc Award (06/30/2016, 06/30/2019)																	
137091	San Felipe Educadores Morir es Nacer	02/20/2019	Active	3	0	0	0	0.00%	3		9		2	S,T,M,VP,SC	17		
Exc Award (06/30/2020, 06/30/2021)																	
134254	San Felipe El Fuerte	03/27/2018	Active	21	0	0	0	0.00%	21		21	1	None	P,S,T,M,VP SC	24+		
Exc Award (06/30/2020)																	
145902	San Felipe Grupo Musical Cero Cobre	04/13/2021	Active	22	0	0	0	0.00%	22		16	1	None	P,S,T,M,VP SC	16		
141025	San Felipe Marlene Lucena de Montilla	02/19/2020	Active	17	0	0	0	0.00%	17		11			M,VP,SC	24+		
139985	San Felipe Profesionales Carmen de Ramirez	10/21/2019	Active	18	0	0	0	0.00%	18		14		None	P,S,T,M,VP SC	17		
54328	SAN FELIPE YURUBI	04/09/1993	Active	25	5	0	5	25.00%	16		3			VP,SC	1		
Exc Award (06/30/2016, 06/30/2018, 06/30/2020)																	
147927	San Francisco de Asis Grupo Fitness	08/30/2021	Active	28	0	0	0	0.00%	28		16	1	None	P,S,T,M,VP SC	17		
109107	SANARE CENTRAL	08/25/2010	Active	12	0	0	0	0.00%	12		94	1	None	P,S,T,M,VP SC	24+		



Club Health Assessment for District E 2 through March 2025

			Status	Membership							Reports					Finance		LCIF
Club Number	Club Name	Charter Date		Current Member Count	YTD Members Added	YTD Members Dropped	YTD Net Growth	YTD Net Growth%	Member Count 12 Months Ago	Avg. length of service for dropped members	Months Since Last MMR ***	Yrs. Since Last Officer Report	President Rotation	Vice President Reported ****	Months Since Last Activity Report ***	Account Balance	Donations for current Fiscal Year	
			Number of times on status quo within last two years	If below 15 members appears				If net loss is greater than 20% appears			If no report in 3 months appears in	When more than one year appears in	Number of repeat terms	Notes the officers that do not have an active	If no report at 12 months appears in red			
126451	Tocuyito Libertador	12/29/2015	Active	13	0	0	0	0.00%	13		31	2	None	P,S,T,M,VP SC	24+			
	Exc Award (06/30/2016)																	
15846	TURMERO	04/05/1967	Active	33	0	0	0	0.00%	33		20	1	None	P,S,T,M,VP SC	20		\$20.00	
	Exc Award (06/30/2016, 06/30/2020, 06/30/2021)																	
119509	Universitario Barinas Santa Maria	06/11/2013	Active	10	0	0	0	0.00%	10		11		3	R	T	24+		
	Exc Award (06/30/2016)																	
116309	VALENCIA "MANUEL VICENTE GOMEZ ORTEGA"	03/13/2012	Active	16	0	1	-1	-5.88%	17	4	3		2	M,VP	16			
	Exc Award (06/30/2016, 06/30/2019)																	
15850	VALENCIA 24 DE JUNIO	02/20/1962	Active	14	0	0	0	0.00%	14		9		None	P,T,M,VP,SC	24+			
	Exc Award (06/30/2016)																	
109374	VALENCIA AMERICA	09/28/2010	Active	21	0	0	0	0.00%	21		19	1	None	P,S,T,M,VP SC	24+			
	Exc Award (06/30/2016)																	
52119	VALENCIA CAMORUCO	10/25/1991	Active	13	0	0	0	0.00%	13		41	2	None	P,S,T,M,VP SC	24+			
15847	VALENCIA CENTRAL	03/20/1943	Active	10	0	0	0	0.00%	10		3		2	R	M	0		
	Exc Award (06/30/2016, 06/30/2020, 06/30/2021)																	
32859	VALENCIA EL TRIGAL	10/26/1976	Active	24	0	0	0	0.00%	24		12			N		8		
	Exc Award (06/30/2018, 06/30/2019, 06/30/2020)																	
143530	Valencia Empresarial	11/04/2020	Active	21	0	0	0	0.00%	21		16			IP	T,SC	24+		
	Exc Award (06/30/2021)																	
41501	VALENCIA FLOR AMARILLO	06/01/1982	Active	21	0	0	0	0.00%	21		11	1	None	P,S,T,M,VP SC	24+			
	Exc Award (06/30/2020)																	
141755	Valencia Lomas del Este	06/17/2020	Active	15	0	6	-6	-28.57%	20	3	3		2	VP,SC	6			
	Exc Award (06/30/2024)																	
15848	VALENCIA NORTE	12/05/1967	Active	28	0	0	0	0.00%	28		8		2	N		18	\$20.00	
	Exc Award (06/30/2016, 06/30/2018, 06/30/2020)																	
110918	VALENCIA NUEVOS HORIZONTES	04/29/2011	Active	23	0	0	0	0.00%	22		7			N	VP,SC	1		
	Exc Award (06/30/2016, 06/30/2017, 06/30/2020)																	
78268	VALENCIA PARQUE VALENCIA	02/18/2004	Active	7	0	0	0	0.00%	7		16		7	M,VP,SC	24+			



Club Health Assessment for District E 2 through March 2025

			Status	Membership							Reports					Finance		LCIF		
Club Number	Club Name	Charter Date		Current Member Count	YTD Members Added	YTD Members Dropped	YTD Net Growth	YTD Net Growth%	Member Count 12 Months Ago	Avg. length of service for dropped members	Months Since Last MMR ***	Yrs. Since Last Officer Report	President Rotation	Vice President Reported ****	Months Since Last Activity Report ***	Account Balance	Donations for current Fiscal Year			
			Number of times on status quo within last two years	If below 15 members appears				If net loss is greater than 20% appears			If no report in 3 months appears in	When more than one year appears in	Number of repeat terms	Notes the officers that do not have an active	If no report at 12 months appears in red					
107369	VALENCIA PREBO	02/01/2010	Active	16	1	0	1	6.67%	15		7			VP,SC	2		\$40.00			
Exc Award (06/30/2019, 06/30/2024)																				
15836	VALENCIA SAN DIEGO	12/20/1965	Active	20	0	0	0	0.00%	20		11	1	None	P,S,T,M,VP SC	12					
Exc Award (06/30/2019, 06/30/2020, 06/30/2024)																				
30050	VILLA DE CURA	12/26/1974	Active	53	6	10	-4	-7.02%	57	4	2			R	0					
Exc Award (06/30/2016, 06/30/2018, 06/30/2024)																				
137035	Yaritagua El Valeroso Peña	03/26/2019	Active	15	0	0	0	0.00%	15		15		None	P,S,T,M,VP SC	20					
Exc Award (06/30/2021)																				
119684	Yaritagua Las Palmas	06/18/2013	Active	22	0	0	0	0.00%	21		0			M,VP,SC	3					
Exc Award (06/30/2016, 06/30/2019, 06/30/2024)																				
120484	Yaritagua Pedro Rafael Montilla	10/04/2013	Active	20	0	0	0	0.00%	18		2			N	0					
Exc Award (06/30/2016, 06/30/2019, 06/30/2024)																				
122061	Zamora "Miguel Perdomo" Villa de Cura	04/30/2014	Active	52	5	6	-1	-1.89%	53	4	1			N	0					
Exc Award (06/30/2016, 06/30/2018, 06/30/2024)																				
138082	Zamora Kminants Al Kmino Guillermo Alae Moronta	05/30/2019	Active	66	0	0	0	0.00%	66		32	3	None	P,S,T,M,VP SC	24+					
Exc Award (06/30/2020)																				
Current Total Clubs Count	YTD New Clubs Count	YTD Cancelled Clubs Count	YTD Net Club Gain	Current Total Members Count	YTD Add	YTD Drop	YTD Net Growth	YTD Net Growth %	Member Count 12 Months Ago	Average Member Count Per Club	% of Clubs with less than 20 members	% No MMR in 3 Months	% No Officer Report in 12 Months	% of Clubs with balance 90+ days	Number of Clubs in Status Quo	% Status Quo Clubs in Financial Suspension	Number of Cancelled Clubs	Average Cancelled Club Age	Members Lost Due to Cancellation	% of Clubs Cancelled for Non-Financial Reasons
108	2	0	2	2,368	194	118	76	3.32%	2,239	22	40%	70%	31%	0%	0	0%	0	0	0	0%

* - P - Priority Club. Cancellation Reasons: 1-Objectives/conduct, 2-Non-active club, 5-Non-existing club, 6-Disbanding, 7-Merger, 8-Financial Suspension, 9-District/Multiple District Dues.

** - Abbreviation: P-President, S-Secretary, T-Treasurer, M-Member Chairperson, VP-First Vice President, MC-Communications Chairperson, SC-Service Chairperson

*** - Abbreviation: N/R - Never reported using the Lions Clubs website, N/A - Not applicable, No password registered for the Lions Clubs website.

**** - Abbreviation: N - New, IP - Immediate Past, R - Repeat.



Club Health Assessment for District E 3 through March 2025

			Status	Membership							Reports					Finance		LCIF
Club Number	Club Name	Charter Date		Current Member Count	YTD Members Added	YTD Members Dropped	YTD Net Growth	YTD Net Growth%	Member Count 12 Months Ago	Avg. length of service for dropped members	Months Since Last MMR ***	Yrs. Since Last Officer Report	President Rotation	Vice President Reported ****	Months Since Last Activity Report ***	Account Balance	Donations for current Fiscal Year	
			Number of times on status quo within last two years	If below 15 members appears			If net loss is greater than 20% appears				If no report in 3 months appears in	When more than one year appears in	Number of repeat terms	Notes the officers that do not have an active	If no report at 12 months appears in red			
Clubs less than two years old																		
156092	Apure Autismo Apure	09/18/2023	Active	20	0	0	0	0.00%	20		18	1	None	P,S,T,M,VP SC	N/A			
156539	Caracas Artes y Culturas Tradicionales	11/28/2023	Active	33	10	0	10	43.48%	23		5		2	R	4			
171202	Caracas Grupo Salud No Mas Pelones	06/13/2024	Active	22	13	13	0	0.00%	0	1	3			R	0		\$42.00	
156355	Caracas Sarrapia Gourmet	10/24/2023	Active	26	2	1	1	4.00%	25	1	5			N	0		\$20.00	
156157	Higuerote Brion	09/26/2023	Active	21	0	0	0	0.00%	21		18	1	None	P,S,T,M,VP SC	N/R			
156104	Naiguatá Cultural	09/20/2023	Active	23	0	0	0	0.00%	23		18	1	None	P,S,T,M,VP SC	N/R			
156161	San Fernando de Apure Cultural	09/28/2023	Active	20	0	0	0	0.00%	20		18	1	None	P,S,T,M,VP SC	N/A			
Clubs more than two years old																		
128756	Achaguas	08/30/2016	Active	42	0	0	0	0.00%	42		13	1	None	P,S,T,M,VP SC	13			
	Exc Award (06/30/2017)																	
66428	APURE-RIO APURE	06/27/2002	P- Active	24	4	20	-16	-40.00%	40	6	2			N	3			
	Exc Award (06/30/2017, 06/30/2018)																	
110917	BRUZUAL GENERAL JOSE CORNELIO MUÑOZ	04/28/2011	P- Active	20	0	0	0	0.00%	18		10	1	None	P,S,T,M,VP SC	15			
	Exc Award (06/30/2018)																	
143700	Caracas Altamira	11/25/2020	Active	20	0	13	-13	-39.39%	33	4	0			N	7		\$40.00	
150447	Caracas Ángeles al Servicio de la Humanidad	05/06/2022	Active	45	2	1	1	2.27%	42	1	3			N	0		\$70.00	
	Exc Award (06/30/2023, 06/30/2024)																	
147226	Caracas Angeles de Oro de la Salud Caracas	06/30/2021	Active	38	0	0	0	0.00%	27		9		5	P,M,VP,SC	13			
55583	CARACAS CAPITAL	04/21/1994	Active	6	0	9	-9	-60.00%	15	8	5		6	S,T,M,VP,SC	16			
98645	CARACAS CHACAO	02/27/2007	Active	34	3	7	-4	-10.53%	37	6	0			VP,SC	0			
	Exc Award (06/30/2016, 06/30/2017, 06/30/2020)																	
136182	Caracas Crep Los Verdes	10/22/2018	Active	16	0	0	0	0.00%	16		32	2	None	P,S,T,M,VP SC	24+			
149681	Caracas Eco Defensores	01/25/2022	Active	26	0	0	0	0.00%	26		31	1	None	P,S,T,M,VP SC	24+			
34093	CARACAS EL AVILA	06/20/1977	Active	24	0	0	0	0.00%	24		40	3	None	P,S,T,M,VP SC	24+			



Club Health Assessment for District E 3 through March 2025

			Status	Membership							Reports					Finance	LCIF
Club Number	Club Name	Charter Date		Current Member Count	YTD Members Added	YTD Members Dropped	YTD Net Growth	YTD Net Growth%	Member Count 12 Months Ago	Avg. length of service for dropped members	Months Since Last MMR ***	Yrs. Since Last Officer Report	President Rotation	Vice President Reported ****	Months Since Last Activity Report ***	Account Balance	Donations for current Fiscal Year
			Number of times on status quo within last two years	If below 15 members appears					If net loss is greater than 20% appears			If no report in 3 months appears in	When more than one year appears in	Number of repeat terms	Notes the officers that do not have an active	If no report at 12 months appears in red	
Exc Award (06/30/2018)																	
15870	CARACAS EL PARAISO	10/07/1959	Active	27	0	5	-5	-15.63%	32	8	3				M,VP,SC	0	\$40.00
Exc Award (06/30/2016, 06/30/2020, 06/30/2021)																	
125823	Caracas El Sabor	09/30/2015	Active	25	0	0	0	0.00%	25		16	1	None		P,S,T,M,VP SC	17	
15876	CARACAS EL VALLE	07/09/1959	Active	17	0	0	0	0.00%	28		9		2	N	T,M,VP,SC	12	
Exc Award (06/30/2017, 06/30/2018)																	
134704	Caracas Enfermeria Licenciada Carmen Belisario	05/16/2018	Active	16	3	7	-4	-20.00%	20	4	3			N	T,SC	1	
Exc Award (06/30/2020, 06/30/2021)																	
118491	CARACAS FERMIN TORO	12/27/2012	Active	20	4	0	4	25.00%	20		6			R		2	
Exc Award (06/30/2016, 06/30/2017, 06/30/2021)																	
52627	CARACAS GENERAL MONAGAS	03/12/1992	Active	23	0	0	0	0.00%	23		5		2	N	SC	5	
Exc Award (06/30/2021)																	
97304	CARACAS GENERAL PAEZ	06/22/2006	Active	15	3	0	3	25.00%	13		0				M,VP,SC	0	\$20.00
Exc Award (06/30/2016, 06/30/2017, 06/30/2021)																	
150943	Caracas Grupo Ecologico Topo Las Piñas	06/10/2022	Active	19	4	21	-17	-47.22%	40	1	0			N		6	\$10.00
Exc Award (06/30/2024)																	
15865	CARACAS HORIZONTE	04/27/1970	Active	22	0	0	0	0.00%	20		5	1	None		P,S,T,M,VP SC	13	
Exc Award (06/30/2017)																	
146738	Caracas La California	06/16/2021	Active	29	0	0	0	0.00%	29		16		3	R	T	13	
Exc Award (06/30/2022)																	
42183	CARACAS LA CANDELARIA	01/31/1983	Active	22	4	3	1	4.76%	20	11	3				T,M,VP,SC	0	
Exc Award (06/30/2016, 06/30/2017, 06/30/2021)																	
54741	CARACAS LA FLORIDA	07/09/1993	Active	15	0	0	0	0.00%	15		7	2	None		P,S,T,M,VP SC	24+	
105901	CARACAS LA GRAN FAMILIA	06/26/2009	Active	6	0	0	0	0.00%	6		11	1	None		P,S,T,M,VP SC	24+	
130918	Caracas La Pastora	05/17/2017	Active	21	0	0	0	0.00%	20		11	1	None		P,S,T,M,VP SC	14	
Exc Award (06/30/2018, 06/30/2021)																	
64535	CARACAS LA PAZ	06/29/2001	Active	19	0	1	-1	-5.00%	20	6	0		2	R	SC	0	
Exc Award (06/30/2018, 06/30/2019, 06/30/2021)																	




Club Health Assessment for District E 3 through March 2025

			Status	Membership							Reports					Finance	LCIF
Club Number	Club Name	Charter Date		Current Member Count	YTD Members Added	YTD Members Dropped	YTD Net Growth	YTD Net Growth%	Member Count 12 Months Ago	Avg. length of service for dropped members	Months Since Last MMR ***	Yrs. Since Last Officer Report	President Rotation	Vice President Reported ****	Months Since Last Activity Report ***	Account Balance	Donations for current Fiscal Year
			Number of times on status quo within last two years	If below 15 members appears					If net loss is greater than 20% appears		If no report in 3 months appears in	When more than one year appears in	Number of repeat terms	Notes the officers that do not have an active	If no report at 12 months appears in red		
88479	CARACAS LAS ACACIAS	05/31/2005	Active	16	0	0	0	0.00%	16		9		5	R M	1		
	Exc Award (06/30/2018)																
36974	CARACAS LOS CHORROS	04/30/1979	Active	21	0	0	0	0.00%	21		12		4	R	4		\$40.00
	Exc Award (06/30/2021)																
126280	Caracas Los Ruices	11/30/2015	Active	25	0	0	0	0.00%	25		3			R P,SC	5		\$40.00
	Exc Award (06/30/2017, 06/30/2018, 06/30/2021)																
97190	CARACAS SAN JUAN	05/25/2006	Active	13	1	0	1	8.33%	12		4			N S,T	4		
	Exc Award (06/30/2017, 06/30/2018, 06/30/2021)																
59744	CARACAS SANTA MONICA	06/24/1997	Active	14	3	9	-6	-30.00%	20	7	2		7	M,VP,SC	1		
	Exc Award (06/30/2016, 06/30/2017, 06/30/2021)																
149682	Caracas Sebucan Escuela Enfermeria Ucv	01/25/2022	Active	22	0	0	0	0.00%	22		21	1	None	P,S,T,M,VP SC	22		
137172	Caracas Sebucan Profesionales	04/23/2019	Active	31	0	0	0	0.00%	31		35	2	None	P,S,T,M,VP SC	24+		
	Exc Award (06/30/2021)																
15882	CARACAS SIMON BOLIVAR	10/31/1966	Active	22	0	6	-6	-21.43%	28	16	3			R M,VP	0		\$20.00
	Exc Award (06/30/2017, 06/30/2018, 06/30/2021)																
152245	Caracas Solidaridad Pedro Yvan Granados Vega	08/19/2022	Active	32	0	0	0	0.00%	31		9			N M	0		
	Exc Award (06/30/2024)																
111496	CARACAS TURISMO TOMAS BELTRAN	06/28/2011	Active	18	0	0	0	0.00%	17		12		15	R M,VP,SC	1		
134025	Caracas Universitario Jesus Obrando	03/08/2018	Active	13	0	0	0	0.00%	13		21	1	None	P,S,T,M,VP SC	21		
108659	CARRIZAL	06/22/2010	Active	20	0	0	0	0.00%	20		10			VP	1		
	Exc Award (06/30/2016, 06/30/2018, 06/30/2021)																
118875	CHACAO LIBERTADOR	03/04/2013	Active	10	0	0	0	0.00%	10		22	1	None	P,S,T,M,VP SC	24+		
57545	EL HATILLO	11/27/1995	Active	28	0	0	0	0.00%	28		69	3	None	P,S,T,M,VP SC	24+		
	Exc Award (06/30/2016, 06/30/2018)																
107229	ELORZA	01/15/2010	P- Active	23	0	0	0	0.00%	23		13	1	None	P,S,T,M,VP SC	13		
	Exc Award (06/30/2018)																
106883	GUARENAS	11/23/2009	Active	20	0	0	0	0.00%	24		7			N VP	1		\$6.00



Club Health Assessment for District E 3 through March 2025

			Status	Membership							Reports					Finance		LCIF	
Club Number	Club Name	Charter Date		Current Member Count	YTD Members Added	YTD Members Dropped	YTD Net Growth	YTD Net Growth%	Member Count 12 Months Ago	Avg. length of service for dropped members	Months Since Last MMR ***	Yrs. Since Last Officer Report	President Rotation	Vice President Reported ****	Months Since Last Activity Report ***	Account Balance	Donations for current Fiscal Year		
			Number of times on status quo within last two years	If below 15 members appears					If net loss is greater than 20% appears			If no report in 3 months appears in	When more than one year appears in	Number of repeat terms	Notes the officers that do not have an active	If no report at 12 months appears in red			
Exc Award (06/30/2017, 06/30/2018, 06/30/2020)			Status Quo(1)	0	0	0	0	0.00%	13		9	1	None	P,S,T,M,VP SC	24+				
141797	Guarenas - Industriales de Guarenas	06/18/2020		8	0	0	0	0.00%	8		18	1	None	P,S,T,M,VP SC	18				
106565	GUATIRE CENTRAL	09/15/2009		P- Active	42	0	0	0	0.00%	42		104	7	None	P,S,T,M,VP SC	24+			
122214	La Sabana San Jose	05/14/2014	Active																
Exc Award (06/30/2016)			Active	64	0	0	0	0.00%	53		9		4	T,M,VP,SC	6				
131582	Los Salias Mujeres de Oro	06/23/2017		29	0	0	0	0.00%	29		38	3	None	P,S,T,M,VP SC	24+				
Exc Award (06/30/2021)																			
127845	Los Teques - Los Lagos	06/10/2016	Active	28	2	0	2	7.69%	26		4		2	R T,M	0				
Exc Award (06/30/2017, 06/30/2018, 06/30/2020)			Active	19	0	0	0	0.00%	19		83	6	None	P,S,T,M,VP SC	24+				
52628	LOS TEQUES GUAICAIPURO	03/12/1992		21	0	0	0	0.00%	21		13	1	None	P,S,T,M,VP SC	13				
54070	LOS TEQUES LOS NUEVOS TEQUES	02/10/1993		17	7	0	7	70.00%	10		4		2	R M,SC	1				
Exc Award (06/30/2017, 06/30/2018, 06/30/2020)			Active	29	0	6	-6	-17.14%	24	5	8			N P	0				
52628	LOS TEQUES GUAICAIPURO	03/12/1992		15	0	0	0	0.00%	15		20	1	None	P,S,T,M,VP SC	18				
Exc Award (06/30/2018, 06/30/2020)																			
15912	RIO CHICO	11/25/1970	Active	23	0	0	0	0.00%	20		0			R	3				
Exc Award (06/30/2017, 06/30/2018)			Active	98	1	53	-52	-34.67%	150	7	3			IP VP	1				
15838	SAN FERNANDO DE APURE	04/06/1954		34	0	0	0	0.00%	34		13	1	None	P,S,T,M,VP SC	13				
Exc Award (06/30/2016, 06/30/2020, 06/30/2020)																			
128691	San Fernando Rey	08/19/2016	Active	21	0	0	0	0.00%	21		11		None	P,S,T,M,VP SC	13				
Exc Award (06/30/2017)			Active	16	0	0	0	0.00%	16		90	5	None	P,S,T,M,VP SC	24+				
134912	San Juan de Payara Valle Blanco - Pedro Camejo	06/20/2018																	
99503	SANTA TERESA CENTRAL	06/01/2007	Active																



Club Health Assessment for District E 3 through March 2025

			Status							Membership					Reports				Finance		LCIF	
Club Number	Club Name	Charter Date							Current Member Count	YTD Members Added	YTD Members Dropped	YTD Net Growth	YTD Net Growth%	Member Count 12 Months Ago	Avg. length of service for dropped members	Months Since Last MMR ***	Yrs. Since Last Officer Report	President Rotation	Vice President Reported ****	Months Since Last Activity Report ***	Account Balance	Donations for current Fiscal Year
			Number of times on status quo within last two years						If below 15 members appears				If net loss is greater than 20% appears			If no report in 3 months appears in	When more than one year appears in	Number of repeat terms	Notes the officers that do not have an active	If no report at 12 months appears in red		
125115	Tachira-Colinas de Bello Monte	06/16/2015	Active						17	0	0	0	0.00%	17		69	3	None	P,S,T,M,VP SC	N/R		
141834	Universitario Caracas Cruz De La Salud	06/18/2020	Active						15	0	0	0	0.00%	15		7	1	None	P,S,T,M,VP SC	24+		
144111	Universitario Caracas Jose Maria Vargas	01/07/2021	Active						38	16	6	10	35.71%	28	4	1			N M	2		
139909	Universitario Caracas Luis Razetti	10/03/2019	Active						40	0	0	0	0.00%	40		60	4	None	P,S,T,M,VP SC	24+		
Current Total Clubs Count	YTD New Clubs Count	YTD Cancelled Clubs Count	YTD Net Club Gain	Current Total Members Count	YTD Add	YTD Drop	YTD Net Growth	YTD Net Growth %	Member Count 12 Months Ago	Average Member Count Per Club	% of Clubs with less than 20 members	% No MMR in 3 Months	% No Officer Report in 12 Months	% of Clubs with balance 90+ days	Number of Clubs in Status Quo	% Status Quo Clubs in Financial Suspension	Number of Cancelled Clubs	Average Cancelled Club Age	Members Lost Due to Cancellation	% of Clubs Cancelled for Non-Financial Reasons		
69	0	0	0	1,658	82	181	-99	-5.63%	1,725	24	33%	87%	46%	0%	1	0%	0	0	0	0%		

* - P - Priority Club. Cancellation Reasons: 1-Objectives/conduct, 2-Non-active club, 5-Non-existing club, 6-Disbanding, 7-Merger, 8-Financial Suspension, 9-District/Multiple District Dues.

** - Abbreviation: P-President, S-Secretary, T-Treasurer, M-Member Chairperson, VP-First Vice President, MC-Communications Chairperson, SC-Service Chairperson

*** - Abbreviation: N/R - Never reported using the Lions Clubs website, N/A - Not applicable, No password registered for the Lions Clubs website.

**** - Abbreviation: N - New, IP - Immediate Past, R - Repeat.




Club Health Assessment for District E 4 through March 2025

			Status	Membership							Reports					Finance	LCIF	
Club Number	Club Name	Charter Date		Current Member Count	YTD Members Added	YTD Members Dropped	YTD Net Growth	YTD Net Growth%	Member Count 12 Months Ago	Avg. length of service for dropped members	Months Since Last MMR ***	Yrs. Since Last Officer Report	President Rotation	Vice President Reported ****	Months Since Last Activity Report ***	Account Balance	Donations for current Fiscal Year	
			Number of times on status quo within last two years	If below 15 members appears					If net loss is greater than 20% appears		If no report in 3 months appears in	When more than one year appears in	Number of repeat terms		Notes the officers that do not have an active	If no report at 12 months appears in red		
Clubs less than two years old																		
157466	Barcelona Amor y Servicio por la Paz	03/29/2024	Active	20	4	4	0	0.00%	20	1	1				M,VP,SC	0		
158002	Barcelona Creciendo en Amor	06/06/2024	Active	20	0	0	0	0.00%	0		9				M,VP,SC	0		
155877	Barcelona Cultura en Accion	09/12/2023	Active	21	0	0	0	0.00%	21		12				P,M,VP,SC	1		
178872	Barcelona Innovacion, Liderazgo y Servicio	09/25/2024	Active	20	20	0	20	100.00%	0		1			N	T,M,SC	N/R		
172898	Barcelona Innovando en Servicio	07/23/2024	Active	20	20	0	20	100.00%	0		8				M,VP,SC	1		
178874	Barcelona Liderando Juntos	10/10/2024	Active	20	20	0	20	100.00%	0		5			N	M,SC	N/R		
171428	Barcelona Mi Buen Pastor	06/06/2024	Active	21	0	0	0	0.00%	0		9			R	T,M,SC	3		
156029	Ciudad Guayana Animalizate con Amor	10/02/2023	Active	22	2	0	2	10.00%	20		6		2		M,VP,SC	2		
176087	La Asuncion, Profesionales con Amor Especial	12/17/2024	Active	20	20	0	20	100.00%	0		3				M,VP,SC	N/A		
156797	Lecheria Amar Servir y Crecer	01/02/2024	Active	20	0	0	0	0.00%	20		1		2		M,VP,SC	0		\$3.00
155718	Lecheria CI Maria Jose Ortiz	09/06/2023	Active	22	2	0	2	10.00%	20		4		2	N	SC	4		
	Exc Award (06/30/2024)																	
154659	Lecheria Vivir para Servir	06/09/2023	Active	28	5	5	0	0.00%	25	1	0			N	S	0		\$52.00
	Exc Award (06/30/2023, 06/30/2024)																	
171360	Maturin Sirviendo Sin Fronteras	05/14/2024	Active	38	11	1	10	35.71%	0	0	3		2	N		0		
181096	Puerto La Cruz Con Amor de Fátima BM	03/07/2025	Newly Chartered	20	20	0	20	100.00%	0		0				M,VP,SC	N/R		
178377	Valle de la Pascua Sembrando Huellas	09/27/2024	Active	24	26	2	24	100.00%	0	0	2			N	M	0		
172015	VDLP Unidos por un Servicio de Amor y Bondad	06/04/2024	Active	20	0	0	0	0.00%	0		9		None		P,S,T,M,VP SC	N/R		
154654	Zaraza Deportivo Oswaldo Carranza	06/14/2023	Active	28	0	0	0	0.00%	28		9				VP,SC	1		
Clubs more than two years old																		
141833	Agropecuario Zaraza	06/19/2020	Active	24	0	0	0	0.00%	24		9				S,T,M,VP,SC	4		
	Exc Award (06/30/2023)																	



Club Health Assessment for District E 4 through March 2025

			Status	Membership							Reports					Finance		LCIF
Club Number	Club Name	Charter Date		Current Member Count	YTD Members Added	YTD Members Dropped	YTD Net Growth	YTD Net Growth%	Member Count 12 Months Ago	Avg. length of service for dropped members	Months Since Last MMR ***	Yrs. Since Last Officer Report	President Rotation	Vice President Reported ****	Months Since Last Activity Report ***	Account Balance	Donations for current Fiscal Year	
			Number of times on status quo within last two years	If below 15 members appears				If net loss is greater than 20% appears			If no report in 3 months appears in	When more than one year appears in	Number of repeat terms	Notes the officers that do not have an active	If no report at 12 months appears in red			
15854	ANACO	09/03/1954	Active	23	1	11	-10	-30.30%	33	9	2		3	N	2		\$22.00	
	Exc Award (06/30/2017, 06/30/2018, 06/30/2020)																	
149240	Anaco Emprendedores	12/13/2021	Active	26	0	0	0	0.00%	26		11		3		M,VP,SC	4		
134436	Anaco Profesionales	04/30/2018	Active	46	0	0	0	0.00%	46		9		2	N		0	\$20.00	
	Exc Award (06/30/2019, 06/30/2020, 06/30/2020)																	
32324	ARAGUA DE BARCELONA	05/28/1976	Active	33	6	8	-2	-5.71%	35	14	6		2	N		3	\$20.00	
	Exc Award (06/30/2016, 06/30/2017, 06/30/2020)																	
146028	Barcelona Activando La Bondad	05/10/2021	Active	23	0	0	0	0.00%	23		11				M,VP,SC	7		
136797	Barcelona Boyaca	02/20/2019	Active	30	0	0	0	0.00%	30		9				S,M,VP,SC	8		
142797	Barcelona Brindando Amor Sembramos Vida	10/09/2020	Active	28	0	0	0	0.00%	28		2		None		P,S,T,M,VP SC	8	\$20.00	
	Exc Award (06/30/2023)																	
15856	BARCELONA DECANO LUIS CELESTINO MATA CHACIN	01/29/1955	Active	63	2	0	2	3.28%	60		1			N	M,SC	3	\$53.00	
	Exc Award (06/30/2019, 06/30/2020, 06/30/2020)																	
153667	Barcelona Fuerza y Dinamismo en Armonia	03/24/2023	Active	41	6	1	5	13.89%	36	2	0			N	M,SC	7		
	Exc Award (06/30/2024)																	
146505	Barcelona Fundación Mendoza Adulto Feliz	06/03/2021	Active	31	0	0	0	0.00%	31		9			N		15		
140955	Barcelona Una Sonrisa Saludable	04/01/2020	Active	23	0	0	0	0.00%	23		12		2		M,VP,SC	3		
	Exc Award (06/30/2021, 06/30/2023)																	
118876	BARCELONA UNIVERSITARIO UN MUNDO	03/06/2013	Active	30	3	2	1	3.45%	29	5	6		2		S,M,VP,SC	0		
	Exc Award (06/30/2024)																	
144059	Barcelona Visión Con Propósito	12/18/2020	Active	35	1	0	1	2.94%	34		7			IP		6	\$37.00	
	Exc Award (06/30/2023)																	
15860	CANTAURO	09/23/1962	Active	29	0	0	0	0.00%	29		6		3	R	M,SC	0	\$27.00	
	Exc Award (06/30/2016, 06/30/2018, 06/30/2020)																	
31343	CARIACO	11/24/1975	Active	33	0	0	0	0.00%	33		7			N		0		
	Exc Award (06/30/2016, 06/30/2017, 06/30/2020)																	



Club Health Assessment for District E 4 through March 2025

			Status	Membership							Reports					Finance		LCIF
Club Number	Club Name	Charter Date		Current Member Count	YTD Members Added	YTD Members Dropped	YTD Net Growth	YTD Net Growth%	Member Count 12 Months Ago	Avg. length of service for dropped members	Months Since Last MMR ***	Yrs. Since Last Officer Report	President Rotation	Vice President Reported ****	Months Since Last Activity Report ***	Account Balance	Donations for current Fiscal Year	
			Number of times on status quo within last two years	If below 15 members appears				If net loss is greater than 20% appears			If no report in 3 months appears in	When more than one year appears in	Number of repeat terms	Notes the officers that do not have an active	If no report at 12 months appears in red			
128956	Carupano Los Angeles	09/23/2016	Active	43	10	0	10	30.30%	33		2			S,T,M,VP,SC	7			
	Exc Award (06/30/2017)																	
40762	CD BOLIVAR ANDRES ELOY BLANCO	01/31/1982	Active	83	1	0	1	1.22%	82		0			N VP	2		\$26.00	
	Exc Award (06/30/2016, 06/30/2017, 06/30/2018)																	
15879	CIUDAD BOLIVAR	01/25/1963	Active	39	1	1	0	0.00%	40	11	1			R SC	1			
	Exc Award (06/30/2016, 06/30/2018)																	
99233	CIUDAD BOLIVAR A LAURO GENTE DE RIO	05/01/2007	Active	15	0	0	0	0.00%	15		13		2	M,VP,SC	2			
62173	CIUDAD BOLIVAR ANGOSTURA	06/24/1999	Active	29	0	0	0	0.00%	29		6			N VP	6		\$98.00	
	Exc Award (06/30/2016, 06/30/2018, 06/30/2019)																	
105873	CIUDAD BOLIVAR EMPRESARIAL	06/24/2009	Active	24	0	0	0	0.00%	24		3			N	0		\$40.00	
	Exc Award (06/30/2016, 06/30/2017, 06/30/2018)																	
15884	CIUDAD GUAYANA ALTA VISTA	07/20/1971	Active	24	0	2	-2	-7.69%	26	12	2			N	0		\$20.00	
	Exc Award (06/30/2020)																	
15886	CIUDAD GUAYANA CANAIMA	03/20/1973	Active	12	0	0	0	0.00%	13		9		7	R SC	4			
129896	Corozal	01/31/2017	Active	21	0	0	0	0.00%	21		3			M,VP,SC	0			
15887	CUMANA	09/08/1964	Active	59	8	0	8	15.69%	51		0			S,M,VP,SC	2		\$30.00	
	Exc Award (06/30/2016, 06/30/2022, 06/30/2023)																	
37936	EL CALLAO	01/22/1980	Active	22	0	0	0	0.00%	22		42	2	None	P,S,T,M,VP SC	24+			
146029	El Chaparro Ambiente Saludable	04/30/2021	Active	25	0	0	0	0.00%	25		11			T,M,VP,SC	8		\$5.00	
15889	EL TIGRE	08/15/1953	Active	29	6	1	5	20.83%	31	3	2			N	1		\$16.00	
	Exc Award (06/30/2022)																	
118307	EL TIGRE ATENCION A LA MUJER	11/12/2012	Active	20	0	0	0	0.00%	20		12		3	M,VP	0			
	Exc Award (06/30/2016, 06/30/2017)																	
149291	El Tigre Chaguaramos	12/27/2021	Active	24	0	0	0	0.00%	24		7		2	N M,VP	4		\$14.00	
139957	El Tigre Cultura Y Comunicacion Sin Fronteras	10/16/2019	Active	35	1	0	1	2.94%	34		0		2	R M,SC	1		\$2.00	
	Exc Award (06/30/2021)																	



Club Health Assessment for District E 4 through March 2025

			Status	Membership							Reports					Finance		LCIF
Club Number	Club Name	Charter Date		Current Member Count	YTD Members Added	YTD Members Dropped	YTD Net Growth	YTD Net Growth%	Member Count 12 Months Ago	Avg. length of service for dropped members	Months Since Last MMR ***	Yrs. Since Last Officer Report	President Rotation	Vice President Reported ****	Months Since Last Activity Report ***	Account Balance	Donations for current Fiscal Year	
			Number of times on status quo within last two years	If below 15 members appears					If net loss is greater than 20% appears		If no report in 3 months appears in	When more than one year appears in	Number of repeat terms	Notes the officers that do not have an active	If no report at 12 months appears in red			
119557	El Tigre Jonathan Por Siempre Exc Award (06/30/2016)	06/06/2013	Active	31	0	0	0	0.00%	31		11		2	R	M,SC	4		
119614	El Tigre Libertad, Igualdad y Fraternidad a la Comunidad Exc Award (06/30/2016, 06/30/2017, 06/30/2018)	06/11/2013	Active	37	1	0	1	2.78%	36		8		3		M,VP,SC	3		
129440	El Tigre Salud Fuerza y Union	12/16/2016	Active	23	0	0	0	0.00%	23		8		3		M,VP,SC	13		
129300	El Tigre Una Atencion Especial	11/10/2016	Active	32	0	0	0	0.00%	32		12		None		P,S,T,M,VP SC	5		
146597	Guanta Eco-turismo de Los Altos de Sucre	06/10/2021	Active	20	0	0	0	0.00%	20		12		5		M,VP,SC	7		
122427	Guasipati	06/10/2014	Active	21	0	0	0	0.00%	21		N/R	9	None		P,S,T,M,VP SC	N/R		
31448	JUANGRIEGO	12/29/1975	Active	19	0	0	0	0.00%	21		0				T,M,VP,SC	5		
135336	Lecheria - Colinas del Neveri	06/21/2018	Active	31	0	0	0	0.00%	31		9		3		M,VP,SC	4		
135335	Lecheria - Especializado Abogados del Estado Exc Award (06/30/2023, 06/30/2024)	06/21/2018	Active	42	4	1	3	7.69%	38	6	4			R		0		\$33.00
153302	Lecheria Animalizate con Pasion	01/17/2023	Active	20	0	0	0	0.00%	20		13				M,VP,SC	8		
130535	Lecheria Atencion de Niños y Adolescentes Especiales Exc Award (06/30/2020)	03/23/2017	Active	31	0	0	0	0.00%	31		9		5		M,VP,SC	15		
130679	Lecheria Cimientos Para Un Futuro Mejor Exc Award (06/30/2021, 06/30/2022, 06/30/2023)	04/24/2017	Active	66	5	0	5	8.20%	61		0			N	M,SC	1		\$160.00
151000	Lecheria Corsarios del Caribe	06/16/2022	Active	24	0	0	0	0.00%	24		12				M,VP,SC	16		
60795	LECHERIA DECANO CL JOSEFINA PRADO DE Exc Award (06/30/2017, 06/30/2018, 06/30/2019)	05/21/1998	Active	48	0	0	0	0.00%	51		9			R		0		\$34.00
136997	Lecheria Ecológicos Las Garzas Exc Award (06/30/2021, 06/30/2022, 06/30/2023)	02/20/2019	Active	91	0	0	0	0.00%	88		9		2	N		12		
125244	Lecheria El Morro Exc Award (06/30/2017, 06/30/2018, 06/30/2019)	06/26/2015	Active	56	4	0	4	7.69%	52		4			N		4		\$20.00
135094	Lecheria Especializado Apoyo Al Diabetico	06/13/2018	Active	22	0	0	0	0.00%	22		11		2	N	M	8		



Club Health Assessment for District E 4 through March 2025

			Status	Membership							Reports					Finance		LCIF
Club Number	Club Name	Charter Date		Current Member Count	YTD Members Added	YTD Members Dropped	YTD Net Growth	YTD Net Growth%	Member Count 12 Months Ago	Avg. length of service for dropped members	Months Since Last MMR ***	Yrs. Since Last Officer Report	President Rotation	Vice President Reported ****	Months Since Last Activity Report ***	Account Balance	Donations for current Fiscal Year	
			Number of times on status quo within last two years	If below 15 members appears				If net loss is greater than 20% appears			If no report in 3 months appears in	When more than one year appears in	Number of repeat terms	Notes the officers that do not have an active	If no report at 12 months appears in red			
130626	Lecheria Esperanza y Vida Exc Award (06/30/2018, 06/30/2022)	05/02/2017	Active	37	0	0	0	0.00%	37		12			P,M,VP,SC	0			
134015	Lecheria Morro Humboldt	04/09/2018	Active	60	0	0	0	0.00%	60		12	1	None	P,S,T,M,VP SC	20			
100673	LECHERIA MUJER ATATE A LA VIDA Exc Award (06/30/2016, 06/30/2017, 06/30/20)	11/29/2007	Active	39	2	2	0	0.00%	39	11	5		2	R	5			
140474	Lecheria Mujeres E Innovacion Exc Award (06/30/2021, 06/30/2023, 06/30/20)	01/16/2020	Active	32	1	1	0	0.00%	32	5	4			N	T,M	2	\$70.00	
117046	LECHERIA SALUD, VIDA Y SERVICIO	06/04/2012	Active	22	0	0	0	0.00%	22		9		3		T,M,VP	8		
142742	Lecheria Sonrisas Por La Vida Exc Award (06/30/2021)	10/02/2020	Active	26	0	0	0	0.00%	26		1			N		4		
150897	Lecheria Visión Azul	05/25/2022	Active	20	0	0	0	0.00%	20		34	2	None	P,S,T,M,VP SC	N/R			
139958	Los Robles Cien Por Ciento Robleros	10/08/2019	Active	20	0	0	0	0.00%	20		41	3	None	P,S,T,M,VP SC	N/R			
126507	Los Robles Nuestra Señora del Pilar Exc Award (06/30/2016, 06/30/2017, 06/30/20)	01/27/2016	Active	40	0	0	0	0.00%	40		34	2	None	P,S,T,M,VP SC	24+			
145014	Monagas Emprende	02/11/2021	Active	20	0	0	0	0.00%	20		16		2		M,VP,SC	0		
126918	Monagas Universitario Exc Award (06/30/2018, 06/30/2020, 06/30/20)	02/29/2016	Active	36	0	0	0	0.00%	36		7				M,VP,SC	2		
103931	MUNICIPIO SIMON BOLIVAR Exc Award (06/30/2016, 06/30/2020, 06/30/20)	11/12/2008	Active	26	10	5	5	23.81%	21	13	5			N	0		\$50.00	
127796	Pampatar	06/09/2016	Active	13	0	0	0	0.00%	13		16		2		S,M,VP,SC	N/A		
147691	Pampatar Apoyo a Campeones	07/23/2021	Active	28	0	0	0	0.00%	28		23				M,VP,SC	22		
136867	Pampatar Campeones Olímpicos Exc Award (06/30/2019, 06/30/2021, 06/30/20)	02/20/2019	Active	44	0	0	0	0.00%	44		3			N	5		\$100.00	
134750	Pampatar Maneiro EL Cristo Del Buen Viaje Exc Award (06/30/2019)	06/20/2018	Active	37	0	0	0	0.00%	37		11				M,VP,SC	2		
98844	PARIAGUAN	03/20/2007	Active	62	4	3	1	1.64%	61	8	2			N	1		\$7.00	



Club Health Assessment for District E 4 through March 2025

			Status	Membership						Reports					Finance		LCIF				
Club Number	Club Name	Charter Date		Current Member Count	YTD Members Added	YTD Members Dropped	YTD Net Growth	YTD Net Growth%	Member Count 12 Months Ago	Avg. length of service for dropped members	Months Since Last MMR ***	Yrs. Since Last Officer Report	President Rotation	Vice President Reported ****	Months Since Last Activity Report ***	Account Balance	Donations for current Fiscal Year				
			Number of times on status quo within last two years	If below 15 members appears					If net loss is greater than 20% appears						If no report in 3 months appears in	When more than one year appears in	Number of repeat terms	Notes the officers that do not have an active	If no report at 12 months appears in red		
Exc Award (06/30/2016, 06/30/2017, 06/30/2018)																					
135350	Pariaguán Corazones Unidos	06/22/2018	Active	33	3	0	3	10.00%	30		1				P,T,M,VP,SC	1					
129988	Pariaguan Margarita Gimon Dios Y Familia	01/31/2017	Active	42	0	0	0	0.00%	42		16	1	None		P,S,T,M,VP SC	17					
Exc Award (06/30/2017, 06/30/2018, 06/30/2019)																					
147962	Pariaguán Milenio Margarita Gimón Dios y Familia	08/23/2021	Active	27	0	0	0	0.00%	27		13	1	None		P,S,T,M,VP SC	20					
125261	Pedro Zaraza	06/26/2015	Active	69	13	11	2	2.99%	66	7	1			N	M,SC	0		\$20.00			
Exc Award (06/30/2016, 06/30/2017, 06/30/2018)																					
15904	PORLAMAR	02/25/1964	Active	18	0	0	0	0.00%	18		9		4		M,VP,SC	8					
Exc Award (06/30/2016, 06/30/2018)																					
39875	PORLAMAR 4 DE MAYO	05/07/1981	Active	44	1	1	0	0.00%	44	7	1		2	N		0					
Exc Award (06/30/2016, 06/30/2018, 06/30/2019)																					
15905	POZUELOS	03/26/1968	Active	33	1	1	0	0.00%	33	9	7			R	T,M,SC	0		\$7.00			
Exc Award (06/30/2016, 06/30/2018, 06/30/2019)																					
15908	PTO LA CRUZ-TARCISIO DIAZ B	08/18/1945	Active	40	0	0	0	0.00%	40		9			R	VP	24+					
Exc Award (06/30/2016, 06/30/2017, 06/30/2018)																					
152123	Puerto La Cruz Misión Especial	08/10/2022	Active	21	0	0	0	0.00%	21		14		3		M,VP,SC	8					
137975	Puerto La Cruz Nuevos Horizontes	04/29/2019	Active	23	2	0	2	9.52%	21		4			N	VP	5					
Exc Award (06/30/2023)																					
138541	Puerto La Cruz Una Mano Amiga	06/17/2019	Active	23	2	0	2	9.52%	21		4		2	N	T	4					
122430	Puerto Piritu Fernando de Peñalver	06/13/2014	Active	22	0	2	-2	-8.33%	20	10	1		3	N		5		\$2.00			
99766	SAN JOAQUIN	06/29/2007	Active	61	2	1	1	1.67%	60	4	0			N		0		\$40.20			
Exc Award (06/30/2017, 06/30/2018, 06/30/2019)																					
63931	SAN JOSE DE GUANIPA	01/18/2001	Active	29	1	5	-4	-12.12%	30	15	1			N		0					
Exc Award (06/30/2016, 06/30/2018)																					
145918	San Jose de Guanipa Aliviando El Hambre en Familia	06/18/2021	Active	19	10	15	-5	-20.83%	24	3	1		2	N	M,SC	2					
Exc Award (06/30/2024)																					



Club Health Assessment for District E 4 through March 2025

			Status	Membership							Reports					Finance	LCIF
Club Number	Club Name	Charter Date		Current Member Count	YTD Members Added	YTD Members Dropped	YTD Net Growth	YTD Net Growth%	Member Count 12 Months Ago	Avg. length of service for dropped members	Months Since Last MMR ***	Yrs. Since Last Officer Report	President Rotation	Vice President Reported ****	Months Since Last Activity Report ***	Account Balance	Donations for current Fiscal Year
			Number of times on status quo within last two years	If below 15 members appears				If net loss is greater than 20% appears			If no report in 3 months appears in	When more than one year appears in	Number of repeat terms	Notes the officers that do not have an active	If no report at 12 months appears in red		
78499	SAN JOSE DE GUANIPA DE ATEN AL NINO Y LA FAMILIA Exc Award (06/30/2016, 06/30/2017, 06/30/20	04/19/2004	Active	20	1	0	1	5.26%	19		0			M,VP,SC	1		
150644	San José de Guanipa Dr José Gregorio Hernández	04/28/2022	Active	20	0	0	0	0.00%	20		10		3	N	S,M,VP,SC	1	
119724	San Jose de Guanipa El Basquero	06/20/2013	Active	20	0	5	-5	-20.00%	25	4	3		2		M,VP,SC	0	
136133	San Jose de Guanipa Rompiendo Barreras Exc Award (06/30/2024)	08/10/2018	Active	30	2	6	-4	-11.76%	33	6	3		2	N	M,SC	0	
104470	SAN JOSE DE GUANIPA VIDA SALUDABLE Exc Award (06/30/2018, 06/30/2019, 06/30/20	01/20/2009	Active	33	1	0	1	3.13%	32		2			N	M,VP	0	\$20.00
15839	SAN JOSE DE GUARIBE Exc Award (06/30/2016, 06/30/2018)	01/07/1968	Active	36	0	0	0	0.00%	36		0		2	R	SC	3	
15915	SAN JUAN BAUTISTA	01/27/1968	Active	30	0	0	0	0.00%	27		11			N		2	\$5.00
34842	SAN TOME Exc Award (06/30/2016, 06/30/2017, 06/30/20	12/23/1977	Active	22	8	13	-5	-18.52%	26	13	2			N	SC	1	
15916	SANTA ANA Exc Award (06/30/2016, 06/30/2018, 06/30/20	11/30/1962	Active	47	5	2	3	6.82%	44	10	0		2	N		0	\$682.00
41503	SANTA ANA DEL NORTE Exc Award (06/30/2016)	06/01/1982	Active	22	0	0	0	0.00%	22		0		4		M,VP,SC	17	
123456	Soledad Nuestra Sra de la Soledad	10/24/2014	Active	25	0	0	0	0.00%	22		9		2		S,T,M,VP,SC	24+	
50577	TEMBLADOR Exc Award (06/30/2018)	05/23/1990	Active	25	2	1	1	4.17%	24	2	0			N		0	\$36.00
110538	TUCUPIDO JOSÉ FELIX RIBAS	03/18/2011	Active	33	0	0	0	0.00%	33		9		2		M,VP,SC	24+	
99368	UNIVERSITARIO LAS GARZAS Exc Award (06/30/2022, 06/30/2023)	05/15/2007	Active	38	8	0	8	26.67%	30		2				M,VP,SC	8	\$47.00
152928	Valle De La Pascua Comunicando Con Pasion Exc Award (06/30/2024)	11/04/2022	Active	28	8	6	2	7.69%	28	1	1			N	SC	5	
105656	VALLE DE LA PASCUA UPLV	06/08/2009	Active	42	3	3	0	0.00%	42	4	0		2	N	SC	0	



Club Health Assessment for District E 4 through March 2025

			Status		Membership						Reports					Finance		LCIF		
Club Number	Club Name	Charter Date			Current Member Count	YTD Members Added	YTD Members Dropped	YTD Net Growth	YTD Net Growth%	Member Count 12 Months Ago	Avg. length of service for dropped members	Months Since Last MMR ***	Yrs. Since Last Officer Report	President Rotation	Vice President Reported ****	Months Since Last Activity Report ***	Account Balance	Donations for current Fiscal Year		
			Number of times on status quo within last two years		If below 15 members appears				If net loss is greater than 20% appears			If no report in 3 months appears in	When more than one year appears in	Number of repeat terms		Notes the officers that do not have an active	If no report at 12 months appears in red			
Exc Award (06/30/2016, 06/30/2018, 06/30/2015851 VALLE LA PASCUA 04/17/1963			Active		58	6	4	2	3.57%	56	17	1			N	SC	0		\$2.00	
Exc Award (06/30/2016, 06/30/2017, 06/30/20141835 Valle La Pascua Unidos Contra El Cancer 06/18/2020			Active		10	0	0	0	0.00%	10		11		2		M,VP,SC	24+			
126209 VALLE PEDRO GONZALEZ 11/30/2015			Active		42	0	0	0	0.00%	42		15		3		T,M,VP,SC	2			
Exc Award (06/30/2016, 06/30/2017, 06/30/20146212 Zaraza Ciencia Y Tecnologia 05/25/2021			Active		22	4	4	0	0.00%	20	3	5		2		T,M,VP,SC	4			
131117 Zaraza Escalando Nuevos Desafios 06/07/2017			Active		76	0	1	-1	-1.30%	77	8	11				M,VP,SC	4			
Exc Award (06/30/2019, 06/30/2021, 06/30/20																				
Current Total Clubs Count	YTD New Clubs Count	YTD Cancelled Clubs Count	YTD Net Club Gain	Current Total Members Count	YTD Add	YTD Drop	YTD Net Growth	YTD Net Growth %	Member Count 12 Months Ago	Average Member Count Per Club	% of Clubs with less than 20 members	% No MMR in 3 Months	% No Officer Report in 12 Months	% of Clubs with balance 90+ days	Number of Clubs in Status Quo	% Status Quo Clubs in Financial Suspension	Number of Cancelled Clubs	Average Cancelled Club Age	Members Lost Due to Cancellation	% of Clubs Cancelled for Non-Financial Reasons
119	6	0	6	3,765	310	131	179	4.99%	3,487	32	6%	67%	7%	0%	0	0%	0	0	0	0%

* - P - Priority Club. Cancellation Reasons: 1-Objectives/conduct, 2-Non-active club, 5-Non-existing club, 6-Disbanding, 7-Merger, 8-Financial Suspension, 9-District/Multiple District Dues.

** - Abbreviation: P-President, S-Secretary, T-Treasurer, M-Member Chairperson, VP-First Vice President, MC-Communications Chairperson, SC-Service Chairperson

*** - Abbreviation: N/R - Never reported using the Lions Clubs website, N/A - Not applicable, No password registered for the Lions Clubs website.

**** - Abbreviation: N - New, IP - Immediate Past, R - Repeat.



Club Health Assessment for District F 1 through March 2025

			Status	Membership							Reports					Finance		LCIF
Club Number	Club Name	Charter Date		Current Member Count	YTD Members Added	YTD Members Dropped	YTD Net Growth	YTD Net Growth%	Member Count 12 Months Ago	Avg. length of service for dropped members	Months Since Last MMR ***	Yrs. Since Last Officer Report	President Rotation	Vice President Reported ****	Months Since Last Activity Report ***	Account Balance	Donations for current Fiscal Year	
			Number of times on status quo within last two years	If below 15 members appears				If net loss is greater than 20% appears			If no report in 3 months appears in	When more than one year appears in	Number of repeat terms	Notes the officers that do not have an active	If no report at 12 months appears in red			
Clubs less than two years old																		
171663	Cali Alcanzando Suenos	05/28/2024	Cancelled(8*)	0	0	66	-66	-100.00%	0	1	9		None	P,S,T,M,VP SC	6	90+ Days		
177163	Cali Crecer Feliz	08/26/2024	Status Quo(1)	98	98	0	98	100.00%	0		7			VP,SC	N/R	90+ Days		
Clubs more than two years old																		
43627	ALCALA MONARCA	03/05/1984	Active	3	0	0	0	0.00%	3		12		7	P,M,VP,SC	11	90+ Days		
15919	ANDALUCIA	04/04/1965	P- Active(1)	6	0	1	-1	-14.29%	7	6	3		2	R	3	90+ Days		
29217	ANSERMA	04/30/1974	Active	7	0	0	0	0.00%	7		12	1	None	P,S,T,M,VP SC	9			
150788	Armenia Abogados del Quindio	06/01/2022	Active(3)	6	0	4	-4	-40.00%	10	3	3			N	0		\$2.01	
16097	ARMENIA-MONARCA	10/22/1945	Active	8	0	2	-2	-20.00%	10	43	2		14	VP,SC	0	90+ Days		
96996	BELEN DE UMBRIA LOS GUAYACANES	04/25/2006	Active(2)	5	0	0	0	0.00%	5		12		4	T,M,VP,SC	0	90+ Days		
15922	BUENAVENTURA MONARCA	12/06/1952	Active	42	0	0	0	0.00%	42		12			N	0		\$1,004.07	
Exc Award (06/30/2018, 06/30/2019, 06/30/20)																		
15923	BUGA	09/16/1950	Active	17	0	3	-3	-15.00%	20	3	2			R M	0	90+ Days	\$542.91	
Exc Award (06/30/2022, 06/30/2024)																		
15924	BUGALAGRANDE	09/23/1966	Active	10	0	0	0	0.00%	10		12		3	M,VP,SC	7			
15925	CAICEDONIA MONARCA	10/24/1954	Active	14	0	0	0	0.00%	13		11		3	R M,SC	8			
16100	CALARCA	05/27/1963	Active	19	0	0	0	0.00%	19		12			R P,SC	0			
15926	CALI CENTRO MONARCH	06/21/1945	Active	9	0	1	-1	-10.00%	11	4	3			M,VP	0	90+ Days	\$5.02	
Exc Award (06/30/2022)																		
67601	CALI LA ERMITA	04/03/2003	Active	12	3	1	2	20.00%	16	7	1			IP S,SC	0		\$9.04	
15927	CALI LA MERCED	03/11/1966	Active	36	0	6	-6	-14.29%	42	16	0			N	0		\$2,036.15	
Exc Award (06/30/2017, 06/30/2022, 06/30/20)																		
111376	CALI PANAMERICANO	06/16/2011	Active	13	0	1	-1	-7.14%	14	7	4		3	R	0			
105897	CALI SAN ANTONIO	06/23/2009	Active	8	0	2	-2	-20.00%	10	9	3		6	S,T,M,VP,SC	1	90+ Days		
15929	CALI SAN FERNANDO	12/07/1965	Active	19	0	2	-2	-9.52%	27	26	1		2	N SC	1	90+ Days	\$2.00	
Exc Award (06/30/2023)																		



Club Health Assessment for District F 1 through March 2025

			Status	Membership							Reports					Finance		LCIF
Club Number	Club Name	Charter Date		Current Member Count	YTD Members Added	YTD Members Dropped	YTD Net Growth	YTD Net Growth%	Member Count 12 Months Ago	Avg. length of service for dropped members	Months Since Last MMR ***	Yrs. Since Last Officer Report	President Rotation	Vice President Reported ****	Months Since Last Activity Report ***	Account Balance	Donations for current Fiscal Year	
			Number of times on status quo within last two years	If below 15 members appears				If net loss is greater than 20% appears			If no report in 3 months appears in	When more than one year appears in	Number of repeat terms	Notes the officers that do not have an active	If no report at 12 months red			
15930	CALI SANTA MONICA Exc Award (06/30/2018)	09/15/1967	Active	12	0	0	0	0.00%	12		10			IP	0			
111384	CALI SEBASTIAN DE BELALCAZAR Exc Award (06/30/2016)	06/16/2011	Active	24	1	2	-1	-4.00%	26	7	3		2	N	0		\$216.41	
153194	Cali Semilleros de Esperanza	12/16/2022	Active	26	5	6	-1	-3.70%	27	2	1			N	P,SC	0	90+ Days	
49978	CALI VALLE DEL LILI Exc Award (06/30/2018)	11/29/1989	Active	16	0	3	-3	-15.79%	19	24	3		4	R	S,VP	0	90+ Days	
15931	CARTAGO	03/23/1960	Active	20	0	3	-3	-13.04%	27	2	1				VP,SC	0	\$2.00	
16102	CHINCHINA MONARCA	04/04/1965	Active(2)	10	0	0	0	0.00%	9		9		6	N	VP	0	90+ Days	
43358	CIRCASIA CENTENARIO	01/06/1984	Active	12	0	0	0	0.00%	12		9		2	R	M,SC	10	90+ Days	
15933	DAGUA	06/10/1967	Active	11	0	0	0	0.00%	11		12		5		M,VP,SC	0	90+ Days	
36127	DOSQUEBRADAS 4 DE JULIO	10/12/1978	Active	13	0	1	-1	-7.14%	14	19	4		7	R	M,SC	0	\$1.00	
16104	DOSQUEBRADAS MONARCA	04/01/1965	Active	3	0	0	0	0.00%	3		6		8		T,M,VP,SC	0	90+ Days	
15932	EL CERRITO MONARCA	02/26/1956	Active	11	0	2	-2	-15.38%	13	6	3			R	M,SC	0	90+ Days	
15934	EL DARIEN CALIMA	10/15/1966	Active	13	0	3	-3	-18.75%	16	11	2			N	M	0	\$6.02	
39547	FILANDIA	03/06/1981	Active	14	0	0	0	0.00%	15		10		3		M,VP,SC	0	90+ Days	
15935	GINEBRA	03/11/1967	Active(2)	7	0	0	0	0.00%	7		5		None		P,M,VP,SC	5	90+ Days	
15936	GUACARI	02/27/1971	Active	15	0	0	0	0.00%	15		9		10	R	SC	0	90+ Days	
28040	IPIALES Exc Award (06/30/2023)	02/28/1974	Active	20	0	1	-1	-4.76%	23	11	7			N		0		
15938	JAMUNDI	12/19/1965	Active(1)	11	0	0	0	0.00%	11		11		3	R		12	90+ Days	
36124	LA UNION VALLE	10/12/1978	Active	31	0	0	0	0.00%	31		8		14	R	VP,SC	0	90+ Days	
15939	LA VICTORIA	07/04/1970	Active	13	0	0	0	0.00%	13		11			R	M,VP,SC	6	90+ Days	
16110	LA VIRGINIA MONARCA	06/12/1969	Active(2)	6	0	0	0	0.00%	6		12			N	T,SC	2	90+ Days	
16113	MANIZALES CHIPRE	11/30/1971	Active(1)	32	1	1	0	0.00%	32	2	5			R		0	90+ Days	
16112	MANIZALES MONARCA	02/28/1959	Active	20	0	0	0	0.00%	20		11		4	R	M,SC	5		



Club Health Assessment for District F 1 through March 2025

			Status	Membership							Reports					Finance		LCIF
Club Number	Club Name	Charter Date		Current Member Count	YTD Members Added	YTD Members Dropped	YTD Net Growth	YTD Net Growth%	Member Count 12 Months Ago	Avg. length of service for dropped members	Months Since Last MMR ***	Yrs. Since Last Officer Report	President Rotation	Vice President Reported ****	Months Since Last Activity Report ***	Account Balance	Donations for current Fiscal Year	
			Number of times on status quo within last two years	If below 15 members appears				If net loss is greater than 20% appears			If no report in 3 months appears in	When more than one year appears in	Number of repeat terms	Notes the officers that do not have an active	If no report at 12 months appears in red			
Exc Award (06/30/2021)																		
29803	MANIZALES RENACER LA SUIZA	09/30/1974	Active	9	0	0	0	0.00%	8		9		2	N	0	90+ Days		
31857	MOCOA	03/22/1976	Active	7	0	0	0	0.00%	7		12		9	R	T,SC 11	90+ Days		
44295	MONTENEGRO PERLA DEL ROBLES	10/17/1984	Active	4	0	0	0	0.00%	4		8		14		S,M,VP,SC 5	90+ Days		
119660	Neira "Fundadores Neira"	06/25/2013	Active(2)	6	6	7	-1	-14.29%	7	10	0		6	R	P,S,M,SC 11			
15941	OBANDO MONARCA	09/29/1964	Active	17	0	0	0	0.00%	17		12		5	R	SC 0			
15940	ORTIGAL MONARCA L C	05/02/1964	Active(1)	8	0	0	0	0.00%	8		12		3		S,M,VP,SC 0	90+ Days		
15942	PALMIRA CENTRO MONARCA	06/26/1945	Active	23	0	1	-1	-4.17%	19	2	1			N	0		\$114.11	
15943	PALMIRA EL RECREO	09/01/1971	Active(1)	7	0	2	-2	-22.22%	10	2	3		7	N	S,VP,SC 0	90+ Days		
15945	PASTO MONARCA	05/16/1948	Active	22	5	3	2	10.00%	22	1	1		2	N	0		\$7.02	
16121	PEREIRA 30 DE AGOSTO	04/03/1965	Active(1)	14	2	1	1	7.69%	13	2	0		2	N	SC 0			
41908	PEREIRA LOS EJECUTIVOS	10/01/1982	Active	9	1	0	1	12.50%	8		2		12	R	0		\$20.44	
16119	PEREIRA MONARCA	11/03/1945	Active	16	1	2	-1	-5.88%	16	1	1		4	R	SC 0			
Exc Award (06/30/2023, 06/30/2024)																		
125015	PEREIRA PERLA DEL OTUN	06/10/2015	Active	22	7	5	2	10.00%	16	1	2		4	N	M,SC 0			
Exc Award (06/30/2023, 06/30/2024)																		
15947	POPAYAN	11/13/1945	Active	18	0	0	0	0.00%	20		5		4	N	0			
Exc Award (06/30/2018, 06/30/2021, 06/30/2024)																		
15946	PRADERA	10/12/1967	Active(2)	19	3	0	3	18.75%	21		4		4	R	S 0	90+ Days	\$2.00	
31149	PUERTO ASIS	08/27/1975	Active	16	0	0	0	0.00%	16		6		2		M,VP,SC 9	90+ Days		
16126	QUIMBAYA	06/20/1947	Active	19	1	0	1	5.56%	18		8			R	0		\$1.00	
61976	RIOSUCIO	05/25/1999	Active	11	0	0	0	0.00%	11		12		4		M,VP,SC 0	90+ Days		
15950	ROLDANILLO	09/29/1964	Active	29	0	4	-4	-12.12%	34	5	3		6	R	3			
16128	SANTA ROSA DE CABAL	06/09/1950	Active	12	1	0	1	9.09%	15		1			R	M,SC 0		\$60.00	
111382	SANTUARIO ALBERTO PALAU RAMIREZ	06/20/2011	Active	5	0	0	0	0.00%	5		12		11		M,VP,SC 0			



Club Health Assessment for District F 1 through March 2025

			Membership								Reports					Finance		LCIF		
Club Number	Club Name	Charter Date		Current Member Count	YTD Members Added	YTD Members Dropped	YTD Net Growth	YTD Net Growth%	Member Count 12 Months Ago	Avg. length of service for dropped members	Months Since Last MMR ***	Yrs. Since Last Officer Report	President Rotation	Vice President Reported ****	Months Since Last Activity Report ***	Account Balance	Donations for current Fiscal Year			
			Number of times on status quo within last two years	If below 15 members appears					If net loss is greater than 20% appears			If no report in 3 months appears in	When more than one year appears in	Number of repeat terms	Notes the officers that do not have an active	If no report at 12 months appears in red				
15952	SEVILLA	04/21/1966	Active(3)	7	0	0	0	0.00%	7		14		2	M,VP,SC	0	90+ Days	\$544.75			
15953	TORO	04/26/1965	Active	14	0	2	-2	-12.50%	17	11	4		2	R T	0	90+ Days				
37324	TRUJILLO	06/25/1979	Active(2)	17	17	17	0	0.00%	17	21	2		9	S,M,VP,SC	14					
15954	TULUA MONARCA	07/17/1957	Active(2)	9	0	0	0	0.00%	9		12		4	T,M,VP,SC	0	90+ Days				
132293	Universitario de Popayan	10/30/2017	Active(3)	3	0	0	0	0.00%	3		5		5	M,VP,SC	15	90+ Days				
111383	VITERBO CENTENARIO	06/17/2011	Active(1)	9	0	9	-9	-50.00%	18	4	3		None	P,T,M,VP,SC	0	90+ Days				
15955	YUMBO	02/15/1969	Active	31	4	1	3	10.71%	28	2	1		2	N	0					
Exc Award (06/30/2023, 06/30/2024)																				
143892	Yumbo Níñez Sana	12/08/2020	Active	25	2	2	0	0.00%	25	0	3		4	R	0					
Exc Award (06/30/2023)																				
15956	ZARZAL	09/10/1971	Active(2)	9	0	0	0	0.00%	9		6			R P,M,VP	6	90+ Days				
Current Total Clubs Count	YTD New Clubs Count	YTD Cancelled Clubs Count	YTD Net Club Gain	Current Total Members Count	YTD Add	YTD Drop	YTD Net Growth	YTD Net Growth %	Member Count 12 Months Ago	Average Member Count Per Club	% of Clubs with less than 20 members	% No MMR in 3 Months	% No Officer Report in 12 Months	% of Clubs with balance 90+ days	Number of Clubs in Status Quo	% Status Quo Clubs in Financial Suspension	Number of Cancelled Clubs	Average Cancelled Club Age	Members Lost Due to Cancellation	% of Clubs Cancelled for Non-Financial Reasons
70	1	1	0	1,089	158	167	-9	-0.82%	1,056	16	77%	74%	1%	54%	1	100%	1	1	66	0%

* - P - Priority Club. Cancellation Reasons: 1-Objectives/conduct, 2-Non-active club, 5-Non-existing club, 6-Disbanding, 7-Merger, 8-Financial Suspension, 9-District/Multiple District Dues.

** - Abbreviation: P-President, S-Secretary, T-Treasurer, M-Member Chairperson, VP-First Vice President, MC-Communications Chairperson, SC-Service Chairperson

*** - Abbreviation: N/R - Never reported using the Lions Clubs website, N/A - Not applicable, No password registered for the Lions Clubs website.

**** - Abbreviation: N - New, IP - Immediate Past, R - Repeat.



Club Health Assessment for District F 2 through March 2025

			Status	Membership							Reports					Finance		LCIF
Club Number	Club Name	Charter Date		Current Member Count	YTD Members Added	YTD Members Dropped	YTD Net Growth	YTD Net Growth%	Member Count 12 Months Ago	Avg. length of service for dropped members	Months Since Last MMR ***	Yrs. Since Last Officer Report	President Rotation	Vice President Reported ****	Months Since Last Activity Report ***	Account Balance	Donations for current Fiscal Year	
			Number of times on status quo within last two years	If below 15 members appears				If net loss is greater than 20% appears			If no report in 3 months appears in	When more than one year appears in	Number of repeat terms	Notes the officers that do not have an active	If no report at 12 months appears in red			
Clubs less than two years old																		
158121	Istmina Renacer	05/06/2024	Active	20	0	0	0	0.00%	0		5		None	P,S,T,M,VP SC	N/R	90+ Days		
171932	Piojo	06/13/2024	Active	22	2	0	2	10.00%	0		5		2	N	3	90+ Days		
171429	SINCE	05/29/2024	Active(1)	20	0	0	0	0.00%	0		10		2	M,VP,SC	0	90+ Days		
178970	Soledad Paso del Libertador	10/21/2024	Active	30	30	0	30	100.00%	0		1			M,VP,SC	0			
Clubs more than two years old																		
46302	ANDES	06/20/1986	Active	23	4	4	0	0.00%	23	6	1			M,VP,SC	0			
151478	Apartadó Monarca	06/22/2022	Active	23	7	3	4	21.05%	18	3	1		N	M,SC	0	90+ Days	\$108.00	
	Exc Award (06/30/2024)																	
41832	ARJONA	09/13/1982	Active(1)	14	0	1	-1	-6.67%	15	5	4		2	R M	8	90+ Days	\$15.00	
15957	BARANOA MONARCA	01/15/1969	Active	27	0	1	-1	-3.57%	28	56	8			R	0	90+ Days	\$100.00	
	Exc Award (06/30/2019, 06/30/2021, 06/30/2024)																	
42290	BARRANQUILLA 7 DE ABRIL	02/11/1983	Active	45	9	3	6	15.38%	39	17	0		N		0	90+ Days	\$317.18	
	Exc Award (06/30/2017, 06/30/2019, 06/30/2020)																	
15960	BARRANQUILLA AEROPUERTE INTN'L	03/23/1963	Active	10	0	0	0	0.00%	10		10		3	N	0	90+ Days		
	Exc Award (06/30/2016)																	
53947	BARRANQUILLA CAYENAS	12/30/1992	Active	12	0	0	0	0.00%	12		2		IP	M	4	90+ Days		
29284	BARRANQUILLA CIUDAD JARDINE	04/03/1974	Active	14	0	0	0	0.00%	14		10		2	R M,SC	0	90+ Days		
15961	BARRANQUILLA EL PRADO	03/06/1968	Active	33	0	1	-1	-2.94%	34	3	7		2	N	0	90+ Days	\$735.72	
	Exc Award (06/30/2023, 06/30/2024)																	
136632	Barranquilla Los Rosales	10/29/2018	Active(1)	10	2	0	2	25.00%	12		4			M,VP,SC	0		\$20.00	
41670	BARRANQUILLA METROPOLITANO	06/27/1982	Active(1)	12	0	1	-1	-7.69%	13	41	4			R M	3	90+ Days		
15959	BARRANQUILLA MONARCA	07/05/1945	Active	15	1	0	1	7.14%	14		7		3	R SC	0			
56602	BARRANQUILLA PARAISO	03/06/1995	Active(1)	20	1	0	1	5.26%	14		0		2	R	0	90+ Days		
57157	BARRANQUILLA PUERTA DE ORO	06/30/1995	Active(2)	17	17	17	0	0.00%	23	7	6		2	M,VP,SC	1	90+ Days		



Club Health Assessment for District F 2 through March 2025

Club Number	Club Name	Charter Date	Status	Membership							Reports					Finance	LCIF
				Current Member Count	YTD Members Added	YTD Members Dropped	YTD Net Growth	YTD Net Growth%	Member Count 12 Months Ago	Avg. length of service for dropped members	Months Since Last MMR ***	Yrs. Since Last Officer Report	President Rotation	Vice President Reported ****	Months Since Last Activity Report ***	Account Balance	Donations for current Fiscal Year
			Number of times on status quo within last two years	If below 15 members appears				If net loss is greater than 20% appears			If no report in 3 months appears	When more than one year appears in	Number of repeat terms	Notes the officers that do not have an active	If no report at 12 months appears in red		
15962	BARRANQUILLA ZONA FRANCA	06/20/1970	Active(1)	14	11	1	10	250.00%	4	33	0		6	N	0		
51022	BOLIVAR MAGANGUE LA CANDELARIA Exc Award (06/30/2017, 06/30/2023)	10/24/1990	Active	18	0	3	-3	-14.29%	23	3	3			N	M	0	90+ Days
15964	CARTAGENA CRESPO Exc Award (06/30/2016)	06/12/1972	Active	29	4	1	3	11.54%	25	8	0			N	P	0	\$275.00
15963	CARTAGENA DE INDIAS MONARCA	06/03/1954	Active(2)	19	41	63	-22	-53.66%	41	8	1		2	R	M,SC	10	
120426	Cartagena del Mar Exc Award (06/30/2021, 06/30/2022, 06/30/20)	09/26/2013	Active	22	0	0	0	0.00%	22		11		2	R		0	90+ Days
34014	CARTAGENA MANGA	06/13/1977	Active	24	0	0	0	0.00%	25		9		2	R		0	\$181.11
42658	CARTAGENA PIE DE LA POPA Exc Award (06/30/2016, 06/30/2017, 06/30/20)	05/31/1983	Active	31	0	2	-2	-6.06%	33	24	7			N		3	
32735	CAUCASIA Exc Award (06/30/2016)	09/03/1976	Active	13	0	0	0	0.00%	13		11		8	R	T,SC	0	90+ Days
117895	CERETE ORO BLANCO	10/31/2012	Active	12	0	0	0	0.00%	12		8			N	M,SC	3	90+ Days
145801	Cereté San Pelayo Renacer	04/02/2021	Active(2)	13	0	0	0	0.00%	16		4			N	M	3	90+ Days
43628	CIENAGA DE ORO	03/14/1984	Active(4)	7	0	0	0	0.00%	7		15		2	R	P,M,SC	4	90+ Days
15968	COROZAL Exc Award (06/30/2021, 06/30/2022, 06/30/20)	10/03/1954	Active	40	0	0	0	0.00%	35		4			N		0	90+ Days
16103	CURRULAO	01/31/1972	Active	11	0	0	0	0.00%	11		9		5	R	VP	0	90+ Days
15970	EL CARMEN BOLIVAR Exc Award (06/30/2016, 06/30/2023, 06/30/20)	01/27/1956	Active	30	2	4	-2	-6.25%	29	17	3		2	R	M,SC	0	90+ Days
15977	MAGANGUE MONARCA Exc Award (06/30/2016, 06/30/2019, 06/30/20)	11/19/1954	Active	38	4	8	-4	-9.52%	41	3	1			N		0	\$143.33
16116	MEDELLIN Exc Award (06/30/2023)	02/28/1957	Active	22	2	1	1	4.76%	23	2	0		2	R		0	
130961	Medellin Metropolitano Exc Award (06/30/2019)	05/17/2017	Active	14	3	0	3	27.27%	13		2			VP		0	\$80.00



Club Health Assessment for District F 2 through March 2025

			Status	Membership							Reports					Finance	LCIF
Club Number	Club Name	Charter Date		Current Member Count	YTD Members Added	YTD Members Dropped	YTD Net Growth	YTD Net Growth%	Member Count 12 Months Ago	Avg. length of service for dropped members	Months Since Last MMR ***	Yrs. Since Last Officer Report	President Rotation	Vice President Reported ****	Months Since Last Activity Report ***	Account Balance	Donations for current Fiscal Year
			Number of times on status quo within last two years	If below 15 members appears					If net loss is greater than 20% appears		If no report in 3 months appears in	When more than one year appears in	Number of repeat terms	Notes the officers that do not have an active	If no report at 12 months appears in red		
120030	Medellin Renace	07/25/2013	Active	17	0	0	0	0.00%	18		2			R SC	0		\$165.00
Exc Award (06/30/2016, 06/30/2017, 06/30/20																	
15980	MONTERIA	06/04/1954	P- Active	20	0	0	0	0.00%	20		9			IP	2	90+ Days	
15981	PLANETA RICA MONARCA	11/21/1954	Active	35	10	0	10	40.00%	23		0		None	N P	0	90+ Days	\$20.00
45689	PUERTO COLOMBIA EL VIEJO MUELL	01/27/1986	Active	23	5	2	3	15.00%	20	4	0			N	0		\$700.00
Exc Award (06/30/2023)																	
16125	QUIBDO CHOCO	02/17/1956	Active	48	3	0	3	6.67%	44		1			N M,SC	0	90+ Days	
Exc Award (06/30/2017, 06/30/2021, 06/30/20																	
118160	QUIBDO PACIFICO	10/29/2012	P- Active(2)	21	4	0	4	23.53%	16		1			N M,SC	0	90+ Days	
Exc Award (06/30/2022)																	
15986	SABANALARGA MONARCA	12/31/1951	Active	31	0	0	0	0.00%	31		3			IP M	0	90+ Days	
15990	SAN JACINTO	05/13/1969	Active	24	0	0	0	0.00%	24		9		2	N T,SC	0		
Exc Award (06/30/2019)																	
46832	SAN MARCOS PERLA DEL SAN JORGE	01/05/1987	Active	31	0	0	0	0.00%	31		3			N	1	90+ Days	
Exc Award (06/30/2022, 06/30/2023, 06/30/20																	
15994	SANTO TOMAS	06/23/1959	Active	15	0	0	0	0.00%	15		12			N VP,SC	0		
15996	SINCELEJO MONARCA	06/05/1950	Active(2)	20	0	0	0	0.00%	20		6		2	M,VP,SC	2		
37633	SINCELEJO SABANAS	10/24/1979	Active	57	2	0	2	3.64%	65		2			VP	0	90+ Days	\$517.47
Exc Award (06/30/2016, 06/30/2017, 06/30/20																	
15999	TOLU	05/17/1973	Active(2)	12	0	0	0	0.00%	12		5		3	M,VP,SC	5	90+ Days	
149601	Universidad de Cartagena	01/21/2022	Cancelled(8*)	0	0	56	-56	-100.00%	56	3	3	1	None	P,S,T,M,VP SC	24+	90+ Days	

Clubs Cancelled Previous Fiscal Year – Clubs Cancelled within last 12 months may be reinstated

Club Number	Club Name	Charter Date	Current Status*	Cancellation Date
122479	Barranquilla Ciudad Caribe	06/19/2014	Cancelled(8*)	12/29/2023
145848	Barranquilla La Ventana Al Mundo	05/19/2021	Cancelled(8*)	01/29/2024



Club Health Assessment for District F 2 through March 2025

INTERNATIONAL

			Membership								Reports					Finance		LCIF		
Club Number	Club Name	Charter Date		Current Member Count	YTD Members Added	YTD Members Dropped	YTD Net Growth	YTD Net Growth%	Member Count 12 Months Ago	Avg. length of service for dropped members	Months Since Last MMR ***	Yrs. Since Last Officer Report	President Rotation	Vice President Reported ****	Months Since Last Activity Report ***	Account Balance	Donations for current Fiscal Year			
			Number of times on status quo within last two years	If below 15 members appears				If net loss is greater than 20% appears			If no report in 3 months appears in	When more than one year appears in	Number of repeat terms	Notes the officers that do not have an active	If no report at 12 months appears in red					
136339	Soledad Damas Leonas Bicentenario	09/07/2018	Cancelled(8*)	12/29/2023																
15997	SOLEDAD MONARCA	05/04/1971	Cancelled(8*)	04/29/2024																
Current Total Clubs Count	YTD New Clubs Count	YTD Cancelled Clubs Count	YTD Net Club Gain	Current Total Members Count	YTD Add	YTD Drop	YTD Net Growth	YTD Net Growth %	Member Count 12 Months Ago	Average Member Count Per Club	% of Clubs with less than 20 members	% No MMR in 3 Months	% No Officer Report in 12 Months	% of Clubs with balance 90+ days	Number of Clubs in Status Quo	% Status Quo Clubs in Financial Suspension	Number of Cancelled Clubs	Average Cancelled Club Age	Members Lost Due to Cancellation	% of Clubs Cancelled for Non-Financial Reasons
48	1	1	0	1,078	164	172	-8	-0.74%	1,037	22	42%	63%	0%	65%	0	0%	1	73	56	-400%

* - P - Priority Club. Cancellation Reasons: 1-Objectives/conduct, 2-Non-active club, 5-Non-existing club, 6-Disbanding, 7-Merger, 8-Financial Suspension, 9-District/Multiple District Dues.

** - Abbreviation: P-President, S-Secretary, T-Treasurer, M-Member Chairperson, VP-First Vice President, MC-Communications Chairperson, SC-Service Chairperson

*** - Abbreviation: N/R - Never reported using the Lions Clubs website, N/A - Not applicable, No password registered for the Lions Clubs website.

**** - Abbreviation: N - New, IP - Immediate Past, R - Repeat.



Club Health Assessment for District F 3 through March 2025

Club Number	Club Name	Charter Date	Status	Membership							Reports					Finance	LCIF
				Current Member Count	YTD Members Added	YTD Members Dropped	YTD Net Growth	YTD Net Growth%	Member Count 12 Months Ago	Avg. length of service for dropped members	Months Since Last MMR ***	Yrs. Since Last Officer Report	President Rotation	Vice President Reported ****	Months Since Last Activity Report ***	Account Balance	Donations for current Fiscal Year
			Number of times on status quo within last two years	If below 15 members appears				If net loss is greater than 20% appears			If no report in 3 months appears in	When more than one year appears in	Number of repeat terms	Notes the officers that do not have an active	If no report at 12 months appears in red		
Clubs less than two years old																	
157609	Bogota Armeritas	04/03/2024	Active(1)	13	24	33	-9	-40.91%	0	1	0		3	R	T,M,SC	1	
Clubs more than two years old																	
32860	ACACIAS MONARCA	10/26/1976	Active(1)	44	0	0	0	0.00%	42		1			N	M	0	\$20.00
	Exc Award (06/30/2024)																
98707	BOGOTA ANCLA DE LA ESPERANZA NEW CENTURY	03/06/2007	Active	11	0	0	0	0.00%	11		11				M,VP,SC	3	
16018	BOGOTA CALVO	01/30/1965	Active	14	1	0	1	7.69%	12		7			IP		1	90+ Days
	Exc Award (06/30/2024)																
16005	BOGOTA CENTRO ANTONIO NARINO	04/24/1964	Active	5	0	1	-1	-16.67%	6	56	2		9	R		4	90+ Days
16007	BOGOTA CIUDAD MODELIA	10/16/1970	Active	24	0	0	0	0.00%	25		9			N	M,VP,SC	0	90+ Days
	Exc Award (06/30/2024)																\$3,210.50
144858	Bogota Conexión Colombia	02/01/2021	Active	12	2	1	1	9.09%	12	4	1		4		VP	0	
16011	BOGOTA LA CANDELARIA	05/17/1972	Active(2)	9	0	0	0	0.00%	9		11				VP,SC	3	90+ Days
143540	BOGOTA LA COLINA CAMPESTRE	11/09/2020	Active(2)	6	0	0	0	0.00%	6		15		4	R	M	3	90+ Days
49762	BOGOTA LAS VILLAS	07/24/1989	Active	12	0	2	-2	-14.29%	14	21	0			N		0	\$418.80
78923	BOGOTA LOS CACHACOS	04/30/2004	Active	11	0	1	-1	-8.33%	12	15	7		6	R	SC	5	90+ Days
36897	BOGOTA MILENTA	04/05/1979	Active	7	1	1	0	0.00%	11	8	3			N	VP,SC	0	90+ Days
16003	BOGOTA MONARCA	05/28/1946	Active(1)	8	0	0	0	0.00%	8		34		3		M,VP,SC	N/R	90+ Days
142249	Bogota Niza	09/23/2020	Active(1)	17	0	0	0	0.00%	18		0		5	R		0	90+ Days
54043	BOGOTA PRECURSOR	02/04/1993	Active	16	1	0	1	6.67%	15		6			R		1	90+ Days
	Exc Award (06/30/2024)																\$276.00
16019	BOGOTA SAN AGUSTIN	05/31/1968	Active	9	0	1	-1	-10.00%	10	23	1			IP	M	3	90+ Days
	Exc Award (06/30/2018, 06/30/2024)																\$388.00
60212	BOGOTA SENORIAL	12/30/1997	Active	8	0	11	-11	-57.89%	19	23	0		None		P,M,VP,SC	1	
	Exc Award (06/30/2024)																
45115	BOGOTA SIMON BOLIVAR	06/30/1985	Active	19	0	0	0	0.00%	16		6			N		0	\$20.00



Club Health Assessment for District F 3 through March 2025

			Status	Membership							Reports					Finance	LCIF
Club Number	Club Name	Charter Date		Current Member Count	YTD Members Added	YTD Members Dropped	YTD Net Growth	YTD Net Growth%	Member Count 12 Months Ago	Avg. length of service for dropped members	Months Since Last MMR ***	Yrs. Since Last Officer Report	President Rotation	Vice President Reported ****	Months Since Last Activity Report ***	Account Balance	Donations for current Fiscal Year
			Number of times on status quo within last two years	If below 15 members appears				If net loss is greater than 20% appears			If no report in 3 months appears in	When more than one year appears in	Number of repeat terms	Notes the officers that do not have an active	If no report at 12 months appears in red		
Exc Award (06/30/2024)																	
38453	CACHIPAY	05/22/1980	Active	13	2	0	2	18.18%	14		7			N	M,SC	3	
16020	CAQUEZA	08/03/1966	Active(3)	5	0	0	0	0.00%	6		8		2	R	S,T,M,SC	15	90+ Days
16022	DUITAMA	02/04/1966	Active	11	0	0	0	0.00%	11		9			IP	M,SC	3	90+ Days \$2.40
Exc Award (06/30/2024)																	
36007	ESPINAL MONARCH	08/30/1978	Active	4	0	0	0	0.00%	4		16		20		M,VP,SC	24+	90+ Days
16023	FOMEQUE MONARCA	09/26/1966	Active	14	0	1	-1	-6.67%	15	29	3		2	R	M,SC	6	90+ Days
16028	GIRARDOT	11/05/1947	Active(2)	29	29	29	0	0.00%	30	13	2		5		M,VP,SC	1	
Exc Award (06/30/2024)																	
29880	GUAMAL MONARCA	10/31/1974	Active(3)	15	0	0	0	0.00%	15		15				M,VP,SC	15	90+ Days
16108	IBAGUE COMBEIMA	12/02/1961	Active	11	0	3	-3	-21.43%	14	18	3			R	S,T,M,SC	3	90+ Days \$60.00
16107	IBAGUE MONARCA	10/17/1955	Active	21	2	2	0	0.00%	23	7	3			N		3	\$40.00
Exc Award (06/30/2018, 06/30/2019, 06/30/20)																	
134347	Ricaurte	04/30/2018	Active(1)	6	0	1	-1	-14.29%	8	0	4				M,VP,SC	14	\$79.22
64184	SAN JUAN DE LA VEGA	04/27/2001	Active	14	0	1	-1	-6.67%	15	46	1		3		M,VP	16	90+ Days
38303	SAN MARTIN	04/22/1980	Active(3)	13	14	15	-1	-7.14%	14	12	0		5		M,VP,SC	8	
57390	SANTAFE DE BOGOTA SIGLO XXI	10/05/1995	Active	16	2	2	0	0.00%	19	8	1		2	R	M,SC	2	90+ Days \$40.00
Exc Award (06/30/2024)																	
57448	SUESCA	10/16/1995	Active	8	0	0	0	0.00%	10		11		3	R		0	
16042	TENJO MONARCA	12/01/1956	Active	14	0	0	0	0.00%	14		11			IP	SC	1	\$2.40
37326	UBATE	06/25/1979	Active	15	0	3	-3	-16.67%	17	28	1		2	N	M	0	
Exc Award (06/30/2024)																	
16046	UNE	09/25/1968	Active(2)	10	10	10	0	0.00%	10	12	0			N	M,VP	24+	
16048	USAQUEN SANTA BARBARA	12/09/1964	Active(1)	6	0	2	-2	-25.00%	8	18	2		3		S,VP,SC	3	
40129	VILLAVICENCIO CENTAURO	06/16/1981	Active(1)	7	7	7	0	0.00%	7	20	2		2		M,VP,SC	19	
16050	VILLAVICENCIO MONARCA	04/24/1963	Active	41	1	3	-2	-4.65%	43	22	0			R	SC	3	\$331.20
Exc Award (06/30/2023)																	



Club Health Assessment for District F 3 through March 2025

			Status	Membership							Reports				Finance	LCIF	
Club Number	Club Name	Charter Date		Current Member Count	YTD Members Added	YTD Members Dropped	YTD Net Growth	YTD Net Growth%	Member Count 12 Months Ago	Avg. length of service for dropped members	Months Since Last MMR ***	Yrs. Since Last Officer Report	President Rotation	Vice President Reported ****	Months Since Last Activity Report ***	Account Balance	Donations for current Fiscal Year
			Number of times on status quo within last two years	If below 15 members appears				If net loss is greater than 20% appears			If no report in 3 months appears in	When more than one year appears in	Number of repeat terms	Notes the officers that do not have an active	If no report at 12 months appears in red		
16052	ZIPAQUIRA	01/30/1948	Active(1)	4	0	3	-3	-42.86%	7	8	3		3	M,VP,SC	9	90+ Days	\$174.00

Clubs Cancelled Previous Fiscal Year – Clubs Cancelled within last 12 months may be reinstated

Club Number	Club Name	Charter Date	Current Status*	Cancellation Date
16037	SAN FRANCISCO	09/27/1958	Cancelled(6*)	07/29/2023

Current Total Clubs Count	YTD New Clubs Count	YTD Cancelled Clubs Count	YTD Net Club Gain	Current Total Members Count	YTD Add	YTD Drop	YTD Net Growth	YTD Net Growth %	Member Count 12 Months Ago	Average Member Count Per Club	% of Clubs with less than 20 members	% No MMR in 3 Months	% No Officer Report in 12 Months	% of Clubs with balance 90+ days	Number of Clubs in Status Quo	% Status Quo Clubs in Financial Suspension	Number of Cancelled Clubs	Average Cancelled Club Age	Members Lost Due to Cancellation	% of Clubs Cancelled for Non-Financial Reasons
39	0	0	0	522	96	133	-37	-6.62%	550	13	87%	56%	0%	51%	0	0%	0	0	0	0%

* - P - Priority Club. Cancellation Reasons: 1-Objectives/conduct, 2-Non-active club, 5-Non-existing club, 6-Disbanding, 7-Merger, 8-Financial Suspension, 9-District/Multiple District Dues.

** - Abbreviation: P-President, S-Secretary, T-Treasurer, M-Member Chairperson, VP-First Vice President, MC-Communications Chairperson, SC-Service Chairperson

*** - Abbreviation: N/R - Never reported using the Lions Clubs website, N/A - Not applicable, No password registered for the Lions Clubs website.

**** - Abbreviation: N - New, IP - Immediate Past, R - Repeat.



Club Health Assessment for District F 4 through March 2025

			Status	Membership							Reports					Finance		LCIF
Club Number	Club Name	Charter Date		Current Member Count	YTD Members Added	YTD Members Dropped	YTD Net Growth	YTD Net Growth%	Member Count 12 Months Ago	Avg. length of service for dropped members	Months Since Last MMR ***	Yrs. Since Last Officer Report	President Rotation	Vice President Reported ****	Months Since Last Activity Report ***	Account Balance	Donations for current Fiscal Year	
			Number of times on status quo within last two years	If below 15 members appears				If net loss is greater than 20% appears			If no report in 3 months appears in	When more than one year appears in	Number of repeat terms	Notes the officers that do not have an active	If no report at 12 months appears in red			
Clubs less than two years old																		
158120	Riohacha Cardon Guajiro	05/02/2024	Active	27	3	2	1	3.85%	0	1	1		2	R	0	90+ Days	\$122.13	
Clubs more than two years old																		
16054	ARAUCA	05/06/1966	Active	32	3	4	-1	-3.03%	34	6	3			N	M	0	\$357.63	
Exc Award (06/30/2018, 06/30/2019, 06/30/20																		
150485	Arauca Ambiental	05/09/2022	Active(2)	9	0	6	-6	-40.00%	15	2	3			N	M	5	90+ Days	
16057	BARRANCABERMEJA	06/08/1963	Active(1)	22	0	0	0	0.00%	25		2			R		0	90+ Days	
16058	BOCHALEMA	10/06/1958	Active	16	1	1	0	0.00%	17	60	0			IP		0	90+ Days	
42785	BONDA	06/29/1983	Active	21	1	1	0	0.00%	22	4	3			N		0	\$171.68	
Exc Award (06/30/2018, 06/30/2022, 06/30/20																		
16059	BUCARAMANGA CENTRO MONARCA	04/07/1964	Active	26	4	5	-1	-3.70%	21	8	1			R	M	0	\$210.87	
Exc Award (06/30/2019, 06/30/2022, 06/30/20																		
39876	BUCARAMANGA DIAMANTE	05/21/1981	Active	24	2	6	-4	-14.29%	24	1	0		3	N		0	\$129.35	
Exc Award (06/30/2022, 06/30/2023, 06/30/20																		
32937	BUCARAMANGA PALONEGRO	11/04/1976	Active	26	1	2	-1	-3.70%	20	3	3		2	N		0	\$33.04	
Exc Award (06/30/2019, 06/30/2021, 06/30/20																		
37688	BUCARAMANGA SOTOMAYOR	11/26/1979	P- Active	14	3	1	2	16.67%	18	0	4			N		0		
Exc Award (06/30/2023)																		
16063	CHINACOTA MONARCA	08/19/1962	Active	20	0	1	-1	-4.76%	21	8	3		2	N		0	\$131.23	
Exc Award (06/30/2021, 06/30/2022, 06/30/20																		
15965	CIENAGA FUNDADORES MONARCA	10/12/1957	Active(1)	17	3	2	1	6.25%	27	7	3			N		0	\$50.16	
Exc Award (06/30/2022, 06/30/2023)																		
15966	CIENAGA LOS CARIBES	10/09/1972	Active	23	0	0	0	0.00%	23		0		2	R		0	90+ Days	
Exc Award (06/30/2019)																		
127875	Codazzi Centenario	06/13/2016	Active(2)	11	0	1	-1	-8.33%	8	9	3			N	M	6	90+ Days	
16067	CONVENCION	08/12/1961	P- Active(1)	10	0	0	0	0.00%	10		11		8	N		0	90+ Days	
16071	CUCUTA CENTRO MONARCA	11/28/1956	Active	23	0	4	-4	-14.81%	25	6	2			R		1	\$426.38	



Club Health Assessment for District F 4 through March 2025

			Status	Membership							Reports					Finance		LCIF
Club Number	Club Name	Charter Date		Current Member Count	YTD Members Added	YTD Members Dropped	YTD Net Growth	YTD Net Growth%	Member Count 12 Months Ago	Avg. length of service for dropped members	Months Since Last MMR ***	Yrs. Since Last Officer Report	President Rotation	Vice President Reported ****	Months Since Last Activity Report ***	Account Balance	Donations for current Fiscal Year	
			Number of times on status quo within last two years	If below 15 members appears				If net loss is greater than 20% appears			If no report in 3 months appears in	When more than one year appears in	Number of repeat terms	Notes the officers that do not have an active	If no report at 12 months appears in red			
Exc Award (06/30/2022, 06/30/2024)																		
46238	CUCUTA GUAIMARAL	05/23/1986	Active	34	1	0	1	3.03%	32		8		4	N	0	90+ Days	\$188.08	
Exc Award (06/30/2022, 06/30/2023)																		
16070	CUCUTA NORTE	06/08/1964	Active	26	1	2	-1	-3.70%	27	1	3		3	M,VP	0		\$485.86	
Exc Award (06/30/2018, 06/30/2022, 06/30/20																		
29739	CUCUTA ORIENTE	08/06/1974	Active	14	0	8	-8	-36.36%	20	2	3			N T,SC	0		\$142.85	
Exc Award (06/30/2022, 06/30/2023, 06/30/20																		
45326	CUCUTA ZULIMA	08/18/1985	Active	20	1	0	1	5.26%	19		2			VP	0		\$350.79	
Exc Award (06/30/2021, 06/30/2022, 06/30/20																		
16073	CURUMANI	11/19/1968	P- Active(1)	9	0	0	0	0.00%	9		9		2	N	3	90+ Days		
110620	DISTRACCIÓN LOS LAURELES	03/22/2011	Active(1)	14	0	2	-2	-12.50%	17	13	4		3	R M,SC	0	90+ Days		
Exc Award (06/30/2021)																		
16074	DURANIA	06/05/1958	P- Active(1)	8	0	1	-1	-11.11%	9	4	0		2	M,VP	0	90+ Days	\$96.55	
Exc Award (06/30/2023)																		
116732	EL BANCO VIEJO PUERTO	05/04/2012	Active	6	0	0	0	0.00%	5		9		2	R SC	5	90+ Days		
Exc Award (06/30/2022)																		
16076	EL COPEY SAN ROQUE	08/21/1973	Active(1)	10	0	0	0	0.00%	10		1		6	R	3	90+ Days		
15972	EL RODADERO SANTA MARTA	01/20/1969	Active(1)	23	0	0	0	0.00%	22		4			N M	0	90+ Days	\$1,007.59	
Exc Award (06/30/2018, 06/30/2021, 06/30/20																		
16077	FONSECA LOS HIGUITOS MONARCA	03/22/1973	Active	28	0	1	-1	-3.45%	31	2	0			N	0		\$278.69	
Exc Award (06/30/2019, 06/30/2023)																		
144064	Fonseca Pensionados	12/23/2020	Active(1)	16	5	1	4	33.33%	13	0	1			IP SC	0	90+ Days	\$15.23	
15973	FUNDACION LOS CHIMILA	06/29/1973	Active(1)	14	0	1	-1	-6.67%	15	2	3			R SC	4	90+ Days	\$15.23	
15974	GAIRA	06/26/1972	Active	37	5	6	-1	-2.63%	39	5	0		2	R	0		\$49.43	
Exc Award (06/30/2022, 06/30/2023)																		
15978	MAICAO MONARCA	12/12/1961	Active(2)	9	3	0	3	50.00%	6		1			M,VP,SC	0			
16079	OCANA	05/16/1960	Active	16	0	1	-1	-5.88%	14	1	3		6	R M,VP	0	90+ Days		
Exc Award (06/30/2018, 06/30/2024)																		



Club Health Assessment for District F 4 through March 2025

			Status	Membership							Reports					Finance		LCIF
Club Number	Club Name	Charter Date		Current Member Count	YTD Members Added	YTD Members Dropped	YTD Net Growth	YTD Net Growth%	Member Count 12 Months Ago	Avg. length of service for dropped members	Months Since Last MMR ***	Yrs. Since Last Officer Report	President Rotation	Vice President Reported ****	Months Since Last Activity Report ***	Account Balance	Donations for current Fiscal Year	
			Number of times on status quo within last two years	If below 15 members appears				If net loss is greater than 20% appears			If no report in 3 months appears in	When more than one year appears in	Number of repeat terms	Notes the officers that do not have an active	If no report at 12 months appears in red			
41981	RIOHACHA MONARCA Exc Award (06/30/2020)	11/30/1982	Active(1)	29	9	0	9	45.00%	21		1			N	0		\$663.04	
120739	Riohacha Walapuín	11/12/2013	Active(1)	25	11	2	9	56.25%	26	1	0			N	M	0	\$85.63	
16084	SALAZAR Exc Award (06/30/2023, 06/30/2024)	03/21/1971	Active	20	0	2	-2	-9.09%	20	16	1			N		0	\$143.61	
16087	SAN GIL	07/24/1965	Active(1)	11	0	0	0	0.00%	12		2		3	R	M,SC	0	90+ Days	
16088	SAN JUAN DEL CESAR	08/11/1962	Active(1)	25	4	3	1	4.17%	22	3	1			R		0	90+ Days	
15991	SANTA MARTA CENTRO MONARCA Exc Award (06/30/2016, 06/30/2019, 06/30/2020)	10/18/1959	Active	21	0	2	-2	-8.70%	21	18	3		2	R		0	90+ Days	
52687	SANTA MARTA PERLA DEL CARIBE Exc Award (06/30/2016, 06/30/2021, 06/30/2022)	03/17/1992	Active	31	3	8	-5	-13.89%	32	8	3			R		0	\$340.18	
15993	SANTA MARTA SIMON BOLIVAR Exc Award (06/30/2022)	05/05/1970	Active(1)	27	0	4	-4	-12.90%	34	10	0		2	N		0	\$138.24	
16090	SOCORRO Exc Award (06/30/2019, 06/30/2022, 06/30/2023)	02/26/1965	Active(1)	28	3	4	-1	-3.45%	28	2	4		3		VP	0	90+ Days	
121894	Uribia Akalinja Exc Award (06/30/2018)	04/16/2014	Active	21	7	0	7	50.00%	15		1			N	M	0		
42184	URUMITA CHIQUINQUIRA	01/18/1983	Active(1)	18	3	3	0	0.00%	18	7	0		14	N	M,SC	0	90+ Days	
121741	Valledupar Cañaguate Exc Award (06/30/2021)	03/31/2014	P- Active(1)	6	0	0	0	0.00%	8		8		3	R	M,SC	1		
16091	VALLEDUPAR MONARCA Exc Award (06/30/2021)	08/25/1954	Active	12	1	0	1	9.09%	11		2		5		VP,SC	0	\$122.93	
16093	VILLA DEL ROSARIO MONARCA	04/21/1964	P- Active	15	0	0	0	0.00%	15		5		5	N	VP	0	90+ Days	



Club Health Assessment for District F 4 through March 2025

Club Number			Club Name			Charter Date			Status	Membership						Reports				Finance		LCIF		
										Current Member Count	YTD Members Added	YTD Members Dropped	YTD Net Growth	YTD Net Growth%	Member Count 12 Months Ago	Avg. length of service for dropped members	Months Since Last MMR ***	Yrs. Since Last Officer Report	President Rotation	Vice President Reported ****	Months Since Last Activity Report ***	Account Balance	Donations for current Fiscal Year	
									Number of times on status quo within last two years	If below 15 members appears			If net loss is greater than 20% appears			If no report in 3 months appears in		When more than one year appears in	Number of repeat terms	Notes the officers that do not have an active		If no report at 12 months appears in red		
Current Total Clubs Count	YTD New Clubs Count	YTD Cancelled Clubs Count	YTD Net Club Gain	Current Total Members Count	YTD Add	YTD Drop	YTD Net Growth	YTD Net Growth %	Member Count 12 Months Ago	Average Member Count Per Club	% of Clubs with less than 20 members	% No MMR in 3 Months	% No Officer Report in 12 Months	% of Clubs with balance 90+ days	Number of Clubs in Status Quo	% Status Quo Clubs in Financial Suspension	Number of Cancelled Clubs	Average Cancelled Club Age	Members Lost Due to Cancellation	% of Clubs Cancelled for Non-Financial Reasons				
46	0	0	0	894	78	87	-9	-1.00%	881	19	46%	50%	0%	50%	0	0%	0	0	0	0%				

* - P - Priority Club. Cancellation Reasons: 1-Objectives/conduct, 2-Non-active club, 5-Non-existing club, 6-Disbanding, 7-Merger, 8-Financial Suspension, 9-District/Multiple District Dues.

** - Abbreviation: P-President, S-Secretary, T-Treasurer, M-Member Chairperson, VP-First Vice President, MC-Communications Chairperson, SC-Service Chairperson

*** - Abbreviation: N/R - Never reported using the Lions Clubs website, N/A - Not applicable, No password registered for the Lions Clubs website.

**** - Abbreviation: N - New, IP - Immediate Past, R - Repeat.



Club Health Assessment for District G 1 through March 2025

			Status	Membership							Reports					Finance	LCIF
Club Number	Club Name	Charter Date		Current Member Count	YTD Members Added	YTD Members Dropped	YTD Net Growth	YTD Net Growth%	Member Count 12 Months Ago	Avg. length of service for dropped members	Months Since Last MMR ***	Yrs. Since Last Officer Report	President Rotation	Vice President Reported ****	Months Since Last Activity Report ***	Account Balance	Donations for current Fiscal Year
			Number of times on status quo within last two years	If below 15 members appears			If net loss is greater than 20% appears				If no report in 3 months appears in	When more than one year appears in	Number of repeat terms	Notes the officers that do not have an active	If no report at 12 months appears in red		
Clubs less than two years old																	
154384	Cayambe	05/15/2023	Active(1)	13	0	2	-2	-13.33%	20	1	6		3	S,M,VP,SC	20	90+ Days	
157191	Cumbaya Ilaló	01/22/2024	Active(1)	24	0	0	0	0.00%	23		10		2	R T	N/A	90+ Days	
157892	Limones	07/16/2024	Active	25	29	4	25	100.00%	0	0	3		2	N M,SC	N/R	90+ Days	
156495	Otavalo Central	11/02/2023	Active	20	0	0	0	0.00%	20		3		2	N M,SC	8	90+ Days	\$80.00
155645	Puyo Central	08/30/2023	Active(1)	15	0	0	0	0.00%	15		1			N M,SC	1	90+ Days	
179652	Quininde	01/09/2025	Newly Chartered	23	23	0	23	100.00%	0		2			M,VP,SC	N/R		
157643	Quito Marquesa de Solanda	03/07/2024	Active	20	0	0	0	0.00%	20		12		2	N	N/A	90+ Days	
Clubs more than two years old																	
16132	AMBATO	02/23/1947	Active	51	0	1	-1	-1.92%	54	6	1			N SC	13		\$176.00
41909	ANDRES DE VERA	10/01/1982	Active	21	5	1	4	23.53%	18	42	5			N M,VP,SC	4		\$51.00
Exc Award (06/30/2023)																	
67344	ATACAMES ESMERALDAS	02/24/2003	Active	20	8	1	7	53.85%	13	16	0			N	0		\$39.00
138642	Ayacucho	06/19/2019	Active(2)	2	0	2	-2	-50.00%	5	6	3		3	S,T,M,VP,SC	5		
16133	BABAHOYO	07/25/1948	Active	45	2	1	1	2.27%	48	4	0		2	R	1		\$264.00
Exc Award (06/30/2022, 06/30/2023)																	
16134	BAHIA DE CARAQUEZ	04/30/1954	Active	21	4	1	3	16.67%	18	4	5		2	R P,M	24+	90+ Days	\$108.00
Exc Award (06/30/2022)																	
37327	BOLIVAR GUARANDA L C	06/27/1979	Active	22	2	0	2	10.00%	24		0			N M,SC	8		\$150.00
16140	CHONE	09/16/1964	Active(1)	31	4	8	-4	-11.43%	30	1	0		3	N M,SC	2	90+ Days	\$78.00
Exc Award (06/30/2024)																	
143111	Chone Colibri	10/06/2020	Active(1)	21	3	0	3	16.67%	18		5			M,VP,SC	0		
108192	CHONE JARDIN DE ENSUENOS	04/26/2010	Active(4)	8	1	0	1	14.29%	9		5		2	R T,M,SC	23	90+ Days	
117457	EL CARMEN	08/02/2012	Active(2)	9	0	0	0	0.00%	9		4		4	M,VP,SC	4	90+ Days	
16145	ESMERALDAS	08/04/1951	Active	57	2	1	1	1.79%	56	65	0			T,M,VP,SC	0	90+ Days	\$770.00
Exc Award (06/30/2023)																	



Club Health Assessment for District G 1 through March 2025

			Status	Membership							Reports					Finance	LCIF	
Club Number	Club Name	Charter Date		Current Member Count	YTD Members Added	YTD Members Dropped	YTD Net Growth	YTD Net Growth%	Member Count 12 Months Ago	Avg. length of service for dropped members	Months Since Last MMR ***	Yrs. Since Last Officer Report	President Rotation	Vice President Reported ****	Months Since Last Activity Report ***	Account Balance	Donations for current Fiscal Year	
			Number of times on status quo within last two years	If below 15 members appears					If net loss is greater than 20% appears			If no report in 3 months appears in	When more than one year appears in	Number of repeat terms	Notes the officers that do not have an active	If no report at 12 months appears in red		
130947	Flavio Alfaro	05/11/2017	Active	41	4	3	1	2.50%	41	3	3			N	0	90+ Days	\$120.00	
Exc Award (06/30/2021, 06/30/2022)																		
16158	IBARRA	11/30/1958	Active	11	0	1	-1	-8.33%	12	4	0		None	P,S,M,VP,SC	1			
16159	JIPIJAPA	11/28/1954	Active	15	1	6	-5	-25.00%	21	2	3			N	8		\$60.00	
Exc Award (06/30/2023)																		
58657	JUNIN MANABI	08/29/1996	Active	15	0	0	0	0.00%	16		9		3	M,VP,SC	3	90+ Days		
Exc Award (06/30/2022)																		
38968	LA CONCORDIA	10/15/1980	Active	17	0	0	0	0.00%	17		9		2	R	1		\$51.00	
Exc Award (06/30/2022, 06/30/2023)																		
145527	Latacunga Pensil de los Andes	03/11/2021	Cancelled(8*)	0	0	8	-8	-100.00%	8	3	15		None	P,S,T,M,VP SC	24+	90+ Days		
16165	MANTA	09/08/1949	Active	17	0	0	0	0.00%	17		12		2	N	6	90+ Days	\$51.00	
40130	MANTA TARQUI	06/25/1981	Active	19	6	3	3	18.75%	20	12	0			R	1		\$208.00	
Exc Award (06/30/2021, 06/30/2023)																		
124801	Mocache	06/04/2015	Active	39	0	0	0	0.00%	41		5			N	1	90+ Days	\$342.00	
Exc Award (06/30/2021, 06/30/2022, 06/30/2023)																		
145748	Montecristi Ciudad de Alfaro	04/30/2021	Active(2)	14	7	3	4	40.00%	13	4	2			N	17	90+ Days		
102522	MONTECRISTI EL CENTINELA	06/23/2008	Active	8	0	2	-2	-20.00%	11	17	1			R	8		\$30.00	
55488	PAJAN	03/31/1994	Active	16	0	5	-5	-23.81%	21	4	3		2	N	3	90+ Days		
Exc Award (06/30/2021, 06/30/2024)																		
63742	PALENQUE	12/04/2000	Active	21	0	0	0	0.00%	21		2		2	M,VP,SC	17		\$63.00	
Exc Award (06/30/2021, 06/30/2023)																		
149090	Pedernales Punta Palmar	12/01/2021	Active(1)	8	0	0	0	0.00%	8		15		2	M,VP,SC	19	90+ Days	\$24.00	
16170	PORTOVIEJO CENTRAL	05/19/1951	Active	8	0	0	0	0.00%	8		9		6	R	17		\$24.00	
Exc Award (06/30/2017)																		
77682	PORTOVIEJO REALES TAMARINDOS	10/06/2003	Cancelled(6*)	0	0	0	0	0.00%	17		3	1	None	P,S,T,M,VP SC	24			
138190	Puerto Lopez	06/07/2019	Active	22	3	1	2	10.00%	25	3	3		3	VP	15		\$60.00	
16172	QUEVEDO	05/09/1958	Active	56	8	0	8	16.67%	48		1		2	R	1		\$6,304.00	



Club Health Assessment for District G 1 through March 2025

			Status	Membership							Reports					Finance		LCIF
Club Number	Club Name	Charter Date		Current Member Count	YTD Members Added	YTD Members Dropped	YTD Net Growth	YTD Net Growth%	Member Count 12 Months Ago	Avg. length of service for dropped members	Months Since Last MMR ***	Yrs. Since Last Officer Report	President Rotation	Vice President Reported ****	Months Since Last Activity Report ***	Account Balance	Donations for current Fiscal Year	
			Number of times on status quo within last two years	If below 15 members appears					If net loss is greater than 20% appears			If no report in 3 months appears in	When more than one year appears in	Number of repeat terms	Notes the officers that do not have an active	If no report at 12 months appears in red		
Exc Award (06/30/2017, 06/30/2021, 06/30/2022)																		
138566	Quevedo 7 de Octubre	06/17/2019	Active	28	2	0	2	7.69%	31		7		2	N	0	90+ Days	\$78.00	
Exc Award (06/30/2021, 06/30/2022)																		
16176	QUITO 6 DE DICIEMBRE	01/18/1971	Active	12	11	11	0	0.00%	17	2	1			M,VP	3		\$36.00	
Exc Award (06/30/2021)																		
126403	Quito Accion Solidaria	01/07/2016	Active(1)	5	0	0	0	0.00%	6		9			T,M,VP,SC	20		\$15.00	
110920	QUITO CARITA DE DIOS	04/28/2011	Active	20	0	0	0	0.00%	20		11		2	N	M,SC	0	90+ Days	\$60.00
Exc Award (06/30/2022, 06/30/2023)																		
16174	QUITO CENTRAL	06/17/1946	Active	69	0	6	-6	-8.00%	73	22	0			N	SC	0		\$204.00
Exc Award (06/30/2017, 06/30/2021, 06/30/2022)																		
107219	QUITO COLONIAL	01/18/2010	Cancelled(8*)	0	0	10	-10	-100.00%	10	9	3		None	P,S,T,M,VP SC	24+	90+ Days		
137221	Quito Cumbayá	01/22/2019	Active	19	0	4	-4	-17.39%	23	3	2			N	8		\$1,149.00	
Exc Award (06/30/2021, 06/30/2023)																		
28041	QUITO EL LABRADOR	02/28/1974	Active	23	0	0	0	0.00%	23		12			N	7		\$1,069.00	
Exc Award (06/30/2018, 06/30/2024)																		
64946	QUITO EQUINOCCIAL	01/14/2002	Active(1)	22	4	2	2	10.00%	20	11	0		2	N	SC	8	90+ Days	\$60.00
84989	QUITO EUGENIO ESPEJO	03/15/2005	Active	20	0	4	-4	-16.67%	24	6	3			N	7	90+ Days	\$164.00	
Exc Award (06/30/2021, 06/30/2022)																		
127846	Quito Formosa	06/09/2016	Active	11	2	1	1	10.00%	10	0	4		2		M,VP,SC	7	90+ Days	\$50.00
Exc Award (06/30/2022)																		
38609	QUITO LOS OLIVOS	06/20/1980	Active	24	0	0	0	0.00%	24		12			N	VP,SC	0		\$72.00
29288	QUITO LUZ DE AMERICA PICHIN	04/18/1974	Active	27	0	0	0	0.00%	28		0			R	M,SC	3		\$1,258.00
Exc Award (06/30/2021, 06/30/2022)																		
150178	Quito Manos Solidarias	03/09/2022	Active(2)	15	0	0	0	0.00%	20		9		4	N	M,SC	4		
121640	Quito Metropolitano	03/21/2014	Active(2)	15	0	0	0	0.00%	15		11				T,M,VP,SC	0	90+ Days	
16177	QUITO VILLA FLORA	06/29/1973	Status Quo(1)	33	3	0	3	10.00%	22		5				T,M,VP,SC	16		\$60.00
138148	Río Ventanas	06/12/2019	Active	28	2	0	2	7.69%	26		2		2		T,M,VP,SC	12		\$156.00
Exc Award (06/30/2023)																		



Club Health Assessment for District G 1 through March 2025

			Status	Membership							Reports					Finance		LCIF
Club Number	Club Name	Charter Date		Current Member Count	YTD Members Added	YTD Members Dropped	YTD Net Growth	YTD Net Growth%	Member Count 12 Months Ago	Avg. length of service for dropped members	Months Since Last MMR ***	Yrs. Since Last Officer Report	President Rotation	Vice President Reported ****	Months Since Last Activity Report ***	Account Balance	Donations for current Fiscal Year	
			Number of times on status quo within last two years	If below 15 members appears				If net loss is greater than 20% appears			If no report in 3 months appears in	When more than one year appears in	Number of repeat terms	Notes the officers that do not have an active	If no report at 12 months appears in red			
16178	RIOBAMBA	11/30/1952	Active	33	0	2	-2	-5.71%	35	7	2			M,VP	1		\$1,260.00	
	Exc Award (06/30/2022, 06/30/2023)																	
120029	Riobamba Sultana de Los Andes	07/30/2013	Active	22	6	7	-1	-4.35%	21	1	1		2	N	M	2	90+ Days	\$251.00
	Exc Award (06/30/2024)																	
57882	ROCAFUERTE	02/26/1996	Active	35	4	2	2	6.06%	33	3	2			N		1		\$198.00
	Exc Award (06/30/2021, 06/30/2022)																	
16179	SALCEDO	05/05/1961	Active(1)	24	1	0	1	4.35%	18		7			N	T,M,VP,SC	23		\$108.00
	Exc Award (06/30/2021, 06/30/2024)																	
152979	San Carlos	12/19/2022	Cancelled(8*)	0	0	15	-15	-100.00%	15	2	3		None		P,S,T,M,VP SC	N/A	90+ Days	
96669	SAN GABRIEL MONTUFAR	03/17/2006	Active	10	0	0	0	0.00%	10		32		18		M,VP,SC	12	90+ Days	\$30.00
143109	San Pablo de Manta	10/09/2020	Active	50	7	4	3	6.38%	47	4	3		None	N	P,SC	1		\$232.00
	Exc Award (06/30/2022, 06/30/2024)																	
16183	SANTO DOMINGO DE LOS COLORADOS	05/12/1967	Active	29	0	4	-4	-12.12%	29	5	3		2	N		2	90+ Days	\$87.00
	Exc Award (06/30/2017, 06/30/2022, 06/30/2024)																	
65399	TOSAGUA	05/13/2002	Active(2)	8	0	1	-1	-11.11%	9	5	4		2	R	SC	24+	90+ Days	
150616	Urdaneta	04/25/2022	Active	40	0	0	0	0.00%	40		8			R		3	90+ Days	\$120.00
16186	URDANETA CENTRAL	09/04/1964	Active	31	6	11	-5	-13.89%	41	4	0		2	R	VP,SC	13		\$99.00
	Exc Award (06/30/2022, 06/30/2024)																	
16189	VINCES	05/30/1947	Active	56	9	4	5	9.80%	51	25	1				M,VP,SC	2	90+ Days	\$393.00
	Exc Award (06/30/2024)																	

Clubs Cancelled Previous Fiscal Year – Clubs Cancelled within last 12 months may be reinstated

Club Number	Club Name	Charter Date	Current Status*	Cancellation Date
143110	Baba	10/06/2020	Cancelled(8*)	04/29/2024
130992	Jama Edén del Ecuador	05/25/2017	Cancelled(8*)	11/29/2023
150185	La Maná	04/20/2022	Cancelled(8*)	01/29/2024
144897	Pujilí	03/24/2021	Cancelled(8*)	12/29/2023



Club Health Assessment for District G 1 through March 2025

INTERNATIONAL

			Membership								Reports					Finance		LCIF		
Club Number	Club Name	Charter Date		Current Member Count	YTD Members Added	YTD Members Dropped	YTD Net Growth	YTD Net Growth%	Member Count 12 Months Ago	Avg. length of service for dropped members	Months Since Last MMR ***	Yrs. Since Last Officer Report	President Rotation	Vice President Reported ****	Months Since Last Activity Report ***	Account Balance	Donations for current Fiscal Year			
			Number of times on status quo within last two years	If below 15 members appears				If net loss is greater than 20% appears			If no report in 3 months appears in	When more than one year appears in	Number of repeat terms	Notes the officers that do not have an active	If no report at 12 months appears in red					
131100	Quinsaloma	05/25/2017	Cancelled(8*)	01/29/2024																
151356	San Cristóbal - Islas Galápagos	06/20/2022	Cancelled(8*)	06/29/2024																
Current Total Clubs Count	YTD New Clubs Count	YTD Cancelled Clubs Count	YTD Net Club Gain	Current Total Members Count	YTD Add	YTD Drop	YTD Net Growth	YTD Net Growth %	Member Count 12 Months Ago	Average Member Count Per Club	% of Clubs with less than 20 members	% No MMR in 3 Months	% No Officer Report in 12 Months	% of Clubs with balance 90+ days	Number of Clubs in Status Quo	% Status Quo Clubs in Financial Suspension	Number of Cancelled Clubs	Average Cancelled Club Age	Members Lost Due to Cancellation	% of Clubs Cancelled for Non-Financial Reasons
62	2	4	-2	1,484	169	142	27	1.85%	1,506	24	39%	60%	0%	48%	1	0%	4	16	33	-125%

* - P - Priority Club. Cancellation Reasons: 1-Objectives/conduct, 2-Non-active club, 5-Non-existing club, 6-Disbanding, 7-Merger, 8-Financial Suspension, 9-District/Multiple District Dues.

** - Abbreviation: P-President, S-Secretary, T-Treasurer, M-Member Chairperson, VP-First Vice President, MC-Communications Chairperson, SC-Service Chairperson

*** - Abbreviation: N/R - Never reported using the Lions Clubs website, N/A - Not applicable, No password registered for the Lions Clubs website.

**** - Abbreviation: N - New, IP - Immediate Past, R - Repeat.



Club Health Assessment for District G 2 through March 2025

			Status	Membership							Reports					Finance		LCIF
Club Number	Club Name	Charter Date		Current Member Count	YTD Members Added	YTD Members Dropped	YTD Net Growth	YTD Net Growth%	Member Count 12 Months Ago	Avg. length of service for dropped members	Months Since Last MMR ***	Yrs. Since Last Officer Report	President Rotation	Vice President Reported ****	Months Since Last Activity Report ***	Account Balance	Donations for current Fiscal Year	
			Number of times on status quo within last two years	If below 15 members appears					If net loss is greater than 20% appears			If no report in 3 months appears in	When more than one year appears in	Number of repeat terms	Notes the officers that do not have an active	If no report at 12 months appears in red		
Clubs less than two years old																		
172054	GUAYAQUIL TEA ETBT	06/26/2024	Active	22	0	4	-4	-15.38%	0	1	0		None	P,T,M,VP,SC	N/A	90+ Days		
178898	San Cristobal "Fundzosam - Galapagos"	12/11/2024	Active	21	34	13	21	100.00%	0	0	0			T,VP,SC	0	90+ Days		
154983	Yantzaza	06/30/2023	Active(2)	12	12	13	-1	-7.69%	13	1	2			M,VP	12			
Clubs more than two years old																		
16136	BALZAR	06/28/1964	Active	25	1	0	1	4.17%	24		2		2	R	VP	0	90+ Days	
Exc Award (06/30/2017, 06/30/2018, 06/30/2020)																		
151181	Colimes	06/10/2022	Active	17	7	0	7	70.00%	10		3			N	M	0	90+ Days	
16141	CUENCA	03/18/1951	Active(1)	15	0	0	0	0.00%	15		14	1	None	P,S,T,M,VP SC	15	90+ Days		
Exc Award (06/30/2018)																		
153437	Cuenca Cuatro Ríos	01/23/2023	Active(2)	18	0	2	-2	-10.00%	20	2	0		3	R	M	0	90+ Days	
16142	DAULE	02/10/1953	Active(1)	11	1	2	-1	-8.33%	11	11	2		3		M,VP,SC	0	90+ Days	
Exc Award (06/30/2018, 06/30/2022)																		
134816	Daule Centenario	05/31/2018	Cancelled(8*)	0	0	10	-10	-100.00%	10	5	3	1	None	P,S,T,M,VP SC	21	90+ Days		
64806	EL TRIUNFO	11/30/2001	Active	13	0	0	0	0.00%	13		12	1	None	P,S,T,M,VP SC	15	90+ Days		
Exc Award (06/30/2018)																		
16144	ELOY ALFARO	06/04/1966	Active	22	0	0	0	0.00%	22		14		4	N		0	\$100.00	
Exc Award (06/30/2018)																		
41984	GUAYAQUIL ALBONORESTE	11/22/1982	Active	19	0	0	0	0.00%	19		8			N		2	\$40.00	
32685	GUAYAQUIL ALBORADA	08/17/1976	Active(2)	23	0	0	0	0.00%	23		16			R	M	3	90+ Days	
Exc Award (06/30/2022)																		
16148	GUAYAQUIL ATARAZANA	09/24/1968	Active	12	0	0	0	0.00%	12		12	1	None	P,S,T,M,VP SC	14			
143484	Guayaquil Ecuador Satelital	11/13/2020	Active(1)	25	10	1	9	56.25%	16	1	3			IP	M	0	90+ Days	
Exc Award (06/30/2022)																		
31194	GUAYAQUIL GUAYAS	09/19/1975	Active	20	0	4	-4	-16.67%	24	8	4		2	N		0	\$939.21	
Exc Award (06/30/2017, 06/30/2020, 06/30/2024)																		
66531	GUAYAQUIL KENNEDY	07/05/2002	Active	21	4	3	1	5.00%	20	8	1		2	R	SC	0		



Club Health Assessment for District G 2 through March 2025

			Status	Membership						Reports					Finance		LCIF		
Club Number	Club Name	Charter Date		Current Member Count	YTD Members Added	YTD Members Dropped	YTD Net Growth	YTD Net Growth%	Member Count 12 Months Ago	Avg. length of service for dropped members	Months Since Last MMR ***	Yrs. Since Last Officer Report	President Rotation	Vice President Reported ****	Months Since Last Activity Report ***	Account Balance	Donations for current Fiscal Year		
			Number of times on status quo within last two years	If below 15 members appears					If net loss is greater than 20% appears			If no report in 3 months appears in	When more than one year appears in	Number of repeat terms	Notes the officers that do not have an active	If no report at 12 months appears in red			
Exc Award (06/30/2017, 06/30/2020, 06/30/2022)			Active	16	0	0	0	0.00%	16		9		2	N		1	90+ Days		
16154 GUAYAQUIL LA CHALA 06/18/1973																			
Exc Award (06/30/2022, 06/30/2023)																			
45896 GUAYAQUIL LOS ESTEROS 03/14/1986			Active(1)	15	0	0	0	0.00%	15		14		7	VP		8	90+ Days		
82295 GUAYAQUIL NORTE 05/12/2004			Cancelled(6*)	0	0	0	0	0.00%	11		9	1	None	P,S,T,M,VP SC		21			
Exc Award (06/30/2018)			Active	33	8	1	7	26.92%	26	2	0		N	P,VP,SC		1		\$20.00	
47645 GUAYAQUIL PERLA DEL PACIFICO 07/01/1987																			
Exc Award (06/30/2017, 06/30/2022)																			
78073 GUAYAQUIL PUERTO AZUL 02/27/2004			Active(1)	19	19	0	19	100.00%	19		-3		IP	T,M		3	90+ Days		
Exc Award (06/30/2018, 06/30/2020)			Active	69	7	11	-4	-5.48%	68	30	0		N			0		\$280.00	
16155 GUAYAQUIL ROCAFUERTE 06/22/1969																			
Exc Award (06/30/2017, 06/30/2023, 06/30/2024)																			
147051 Guayaquil Salud y Vision 06/29/2021			Cancelled(8*)	0	0	32	-32	-100.00%	32	3	1		None	P,S,T,M,VP SC		11	90+ Days		
Exc Award (06/30/2022, 06/30/2023)			Active	152992 Guayaquil ServiSalud 11/15/2022	0	0	16	-16	-100.00%	16	2	0	1	None	P,S,T,M,VP SC	15	90+ Days		
78675 GUAYAQUIL SIMON BOLIVAR 04/05/2004																			
82968 GUAYAQUIL UNIVERSITARIO 06/29/2004				Active(1)	19	0	0	0	0.00%	19		10		M,VP,SC		13	90+ Days		
Exc Award (06/30/2018)			Active	123682 Guayaquil Urdenor 12/02/2014	31	1	5	-4	-11.43%	32	8	3		2	N	SC	0	90+ Days	\$40.00
Exc Award (06/30/2022, 06/30/2023, 06/30/2024)																			
16156 GUAYAQUIL URDESA 10/28/1968				Active	60	4	4	0	0.00%	65	5	0		N	M,SC		2		\$1,480.00
Exc Award (06/30/2017, 06/30/2020, 06/30/2024)			Active	33034 GUAYAQUIL URDESA NORTE 11/30/1976	27	0	9	-9	-25.00%	27	7	2			M,VP		2		\$110.00
Exc Award (06/30/2022, 06/30/2024)																			
16157 HUAQUILLAS 05/16/1970				Active	33	0	1	-1	-2.94%	33	13	4		N			3		
Exc Award (06/30/2018)			Active(2)	136568 La Libertad-Guancavilca 05/22/2019	8	0	0	0	0.00%	8		3		N		5	90+ Days		
16162 LOJA 12/15/1950				Active(2)	27	0	2	-2	-6.90%	31	21	0		3	R	VP,SC	9	90+ Days	



Club Health Assessment for District G 2 through March 2025

			Status	Membership						Reports					Finance		LCIF
Club Number	Club Name	Charter Date		Current Member Count	YTD Members Added	YTD Members Dropped	YTD Net Growth	YTD Net Growth%	Member Count 12 Months Ago	Avg. length of service for dropped members	Months Since Last MMR ***	Yrs. Since Last Officer Report	President Rotation	Vice President Reported ****	Months Since Last Activity Report ***	Account Balance	Donations for current Fiscal Year
			Number of times on status quo within last two years	If below 15 members appears				If net loss is greater than 20% appears			If no report in 3 months appears in	When more than one year appears in	Number of repeat terms	Notes the officers that do not have an active	If no report at 12 months appears in red		
46037	LOMAS DE SARGENTILLO	04/25/1986	Active(1)	22	0	0	0	0.00%	0		10			M,VP,SC	24+	90+ Days	
	Exc Award (06/30/2018, 06/30/2020)																
16164	MACHALA	12/10/1962	Active	57	15	13	2	3.64%	55	3	1		2	R	1		\$530.00
	Exc Award (06/30/2017, 06/30/2018, 06/30/2020)																
16166	MILAGRO	11/18/1946	Active	53	2	0	2	3.92%	51		3		2	N	0		\$180.00
	Exc Award (06/30/2022, 06/30/2024)																
125161	Milagro Ecuavida	06/23/2015	Active(1)	11	4	0	4	57.14%	9		0			N	0		\$907.00
	Exc Award (06/30/2018, 06/30/2022)																
117112	MILAGRO MELVIN JONES	06/19/2012	Active	70	10	0	10	16.67%	60		2			N	0		\$572.50
	Exc Award (06/30/2018, 06/30/2020, 06/30/2022)																
131386	Palestina del Centenario	06/29/2017	Active	14	2	0	2	16.67%	12		1		4	R	VP,SC	0	90+ Days
58827	PASAJE DE LAS NIEVES	11/06/1996	Active	17	3	0	3	21.43%	14		5			R	SC	1	
	Exc Award (06/30/2018, 06/30/2022)																
138301	Pedro Carbo Canton	06/18/2019	Active(1)	10	10	0	10	100.00%	10		6			IP	T,M,SC	24+	90+ Days
135001	Playas Alerta	06/20/2018	Active(1)	16	8	7	1	6.67%	19	2	2			N	M,SC	0	90+ Days
151126	Playas Gold	06/15/2022	Active(2)	9	1	0	1	12.50%	8		2			N	T,M,VP,SC	2	
78907	PUERTO BOLIVAR	04/15/2004	Active(1)	21	0	1	-1	-4.55%	18	13	5		2		M,VP,SC	5	90+ Days
	Exc Award (06/30/2017, 06/30/2018, 06/30/2020)																
16180	Salinas - La Libertad	11/09/1946	Active	29	3	6	-3	-9.38%	36	13	3		2		VP	0	\$1,240.50
	Exc Award (06/30/2022)																
38610	SALINAS COSTA AZUL	06/09/1980	Active	20	0	0	0	0.00%	20		9			R	M	1	\$400.00
	Exc Award (06/30/2022)																
147763	Salinas Perla del Mar	07/29/2021	Active(1)	20	1	0	1	5.26%	27		7			N	M,SC	0	\$40.00
	Exc Award (06/30/2022)																
122662	Samborondon	06/30/2014	Active(2)	18	9	3	6	50.00%	12	2	0			IP		0	90+ Days
111130	SAN FRANCISCO DE MILAGRO	05/20/2011	Active	9	0	0	0	0.00%	14		0			N	P	3	90+ Days
	Exc Award (06/30/2018, 06/30/2022)																
129287	Santa Elena Sumpa	11/09/2016	Active(1)	36	0	0	0	0.00%	36		7		2	N		2	90+ Days



Club Health Assessment for District G 2 through March 2025

			Status	Membership							Reports					Finance	LCIF
Club Number	Club Name	Charter Date		Current Member Count	YTD Members Added	YTD Members Dropped	YTD Net Growth	YTD Net Growth%	Member Count 12 Months Ago	Avg. length of service for dropped members	Months Since Last MMR ***	Yrs. Since Last Officer Report	President Rotation	Vice President Reported *****	Months Since Last Activity Report ***	Account Balance	Donations for current Fiscal Year
			Number of times on status quo within last two years	If below 15 members appears				If net loss is greater than 20% appears			If no report in 3 months appears in	When more than one year appears in	Number of repeat terms	Notes the officers that do not have an active	If no report at 12 months appears in red		
Exc Award (06/30/2022, 06/30/2023)																	
64627	SANTA LUCIA	08/08/2001	Active(1)	10	0	0	0	0.00%	10		9		2	N	VP,SC	3	90+ Days
Exc Award (06/30/2018)																	
88810	SANTIAGO DE GUAYAQUIL	06/29/2005	Active	15	3	0	3	25.00%	12		3			N		1	90+ Days
Exc Award (06/30/2018)																	
16188	VELASCO IBARRA EL EMPALME	08/07/1968	Active	15	0	2	-2	-11.76%	17	38	5		3	R		1	
46580	VICENTE PIEDRAHITA NOBOL	10/06/1986	Active(1)	21	0	0	0	0.00%	21		7		None		P,S,T,M,VP SC	24+	90+ Days
Exc Award (06/30/2018)																	
115817	YAGUACHI NUEVO	01/09/2012	Active	14	0	0	0	0.00%	14		13			N	VP,SC	2	90+ Days
64816	ZAMORA	12/04/2001	Active	21	1	6	-5	-19.23%	26	4	0			R		9	90+ Days
Exc Award (06/30/2018)																	

Clubs Cancelled Previous Fiscal Year – Clubs Cancelled within last 12 months may be reinstated

Club Number	Club Name	Charter Date	Current Status*	Cancellation Date
121446	Guayaquil Universitario Estatal	02/26/2014	Cancelled(6*)	07/29/2023
124797	Playas	05/22/2015	Cancelled(6*)	07/29/2023

Current Total Clubs Count	YTD New Clubs Count	YTD Cancelled Clubs Count	YTD Net Club Gain	Current Total Members Count	YTD Add	YTD Drop	YTD Net Growth	YTD Net Growth %	Member Count 12 Months Ago	Average Member Count Per Club	% of Clubs with less than 20 members	% No MMR in 3 Months	% No Officer Report in 12 Months	% of Clubs with balance 90+ days	Number of Clubs in Status Quo	% Status Quo Clubs in Financial Suspension	Number of Cancelled Clubs	Average Cancelled Club Age	Members Lost Due to Cancellation	% of Clubs Cancelled for Non-Financial Reasons
52	1	4	-3	1,208	183	171	12	1.00%	1,197	23	48%	56%	6%	58%	0	0%	4	12	58	25%

* - P - Priority Club. Cancellation Reasons: 1-Objectives/conduct, 2-Non-active club, 5-Non-existing club, 6-Disbanding, 7-Merger, 8-Financial Suspension, 9-District/Multiple District Dues.

** - Abbreviation: P-President, S-Secretary, T-Treasurer, M-Member Chairperson, VP-First Vice President, MC-Communications Chairperson, SC-Service Chairperson

*** - Abbreviation: N/R - Never reported using the Lions Clubs website, N/A - Not applicable, No password registered for the Lions Clubs website.

**** - Abbreviation: N - New, IP - Immediate Past, R - Repeat.



Club Health Assessment for District H 1 through March 2025

			Status	Membership							Reports					Finance		LCIF
Club Number	Club Name	Charter Date		Current Member Count	YTD Members Added	YTD Members Dropped	YTD Net Growth	YTD Net Growth%	Member Count 12 Months Ago	Avg. length of service for dropped members	Months Since Last MMR ***	Yrs. Since Last Officer Report	President Rotation	Vice President Reported ****	Months Since Last Activity Report ***	Account Balance	Donations for current Fiscal Year	
			Number of times on status quo within last two years	If below 15 members appears					If net loss is greater than 20% appears		If no report in 3 months appears in	When more than one year appears in	Number of repeat terms	Notes the officers that do not have an active	If no report at 12 months appears in red			
Clubs less than two years old																		
171895	Chepen	06/24/2024	Active	21	0	0	0	0.00%	0		4			M,VP,SC	N/R	90+ Days	\$10.50	
154966	Chimbote Corazón	06/28/2023	Active	24	0	0	0	0.00%	27		0		N		5		\$12.00	
171994	TRUJILLO ALBERTO TOTI GOICOCHEA ITURRI	06/26/2024	Active	21	0	0	0	0.00%	0		1		R	M	N/A		\$40.00	
172123	Trujillo Ayni Liyun	06/21/2024	Active	18	2	4	-2	-10.00%	0	1	3		2	N	0		\$10.00	
156780	Trujillo Jardines del Golf	02/01/2024	Active	9	2	15	-13	-59.09%	22	1	0		2	S,T,VP	3			
177474	Vice Sonrisas de Esperanza	09/04/2024	Active	20	20	0	20	100.00%	0		1		N	M,SC	3	90+ Days		
Clubs more than two years old																		
33696	BALNEARIO DE BUENOS AIRES Exc Award (06/30/2017)	04/25/1977	Active	16	0	3	-3	-15.79%	19	15	2			M,VP,SC	4		\$9.50	
16193	BARRANCA Exc Award (06/30/2016, 06/30/2020)	02/23/1963	Active	21	0	0	0	0.00%	22		2		N		3		\$200.00	
16195	CAJAMARCA Exc Award (06/30/2016, 06/30/2018, 06/30/2020)	11/10/1948	Active	88	1	2	-1	-1.12%	101	2	3		N		3		\$70.00	
36462	CAJAMARCA EL PROGRESO Exc Award (06/30/2016, 06/30/2020)	01/15/1979	Active	27	1	2	-1	-3.57%	32	4	2		N	M,SC	0		\$468.95	
150062	Cajamarca Melvin Jones Exc Award (06/30/2024)	03/07/2022	Active	33	3	1	2	6.45%	32	3	0		N		3		\$160.00	
142114	Cajamarca Valle Dorado	07/10/2020	Active	26	2	0	2	8.33%	22		0		N	M	3		\$242.00	
16198	CASMA Exc Award (06/30/2016, 06/30/2021)	01/12/1967	Active	7	0	1	-1	-12.50%	8	2	2		R	SC	3	90+ Days		
125221	CASMA MARIA MAGDALENA Exc Award (06/30/2021)	06/22/2015	Active(1)	15	1	3	-2	-11.76%	17	1	3		2	VP,SC	3	90+ Days		
116138	CATACAOS JOSE CAYETANO HEREDIA Exc Award (06/30/2016)	02/22/2012	Active	13	0	0	0	0.00%	13		13		2	M,VP,SC	2			
128752	Caxamarca-Centenario Exc Award (06/30/2018, 06/30/2020, 06/30/2024)	08/26/2016	Active	28	0	4	-4	-12.50%	24	4	2			VP	3			




Club Health Assessment for District H 1 through March 2025

			Status	Membership							Reports					Finance	LCIF	
Club Number	Club Name	Charter Date		Current Member Count	YTD Members Added	YTD Members Dropped	YTD Net Growth	YTD Net Growth%	Member Count 12 Months Ago	Avg. length of service for dropped members	Months Since Last MMR ***	Yrs. Since Last Officer Report	President Rotation	Vice President Reported ****	Months Since Last Activity Report ***	Account Balance	Donations for current Fiscal Year	
			Number of times on status quo within last two years	If below 15 members appears					If net loss is greater than 20% appears			If no report in 3 months appears in	When more than one year appears in	Number of repeat terms	Notes the officers that do not have an active	If no report at 12 months appears in red		
136038	Chachapoyas	07/17/2018	Active(1)	13	1	3	-2	-13.33%	15	4	1			N	SC	3		
16200	CHANCAY	06/06/1968	Active	26	2	2	0	0.00%	26	15	6			R		8		\$135.00
Exc Award (06/30/2018)																		
126960	Chao Centenario	03/07/2016	Active(2)	16	0	0	0	0.00%	17		9			N	SC	3		\$8.00
Exc Award (06/30/2018, 06/30/2020)																		
135011	Chepen Centenario	06/07/2018	Active(2)	15	17	12	5	50.00%	10	4	3		3	N	VP,SC	1		\$1,000.00
Exc Award (06/30/2021)																		
16202	CHICLAYO	10/15/1947	Active	34	4	1	3	9.68%	34	3	3			N	VP	1		\$1,020.00
Exc Award (06/30/2016, 06/30/2018, 06/30/20)																		
97462	CHICLAYO CENTRO	06/30/2006	Active	15	2	1	1	7.14%	16	2	0		3	N	SC	0	90+ Days	\$1,087.00
Exc Award (06/30/2016, 06/30/2017, 06/30/20)																		
34844	CHICLAYO EL PACIFICO	12/12/1977	Active	13	0	0	0	0.00%	14		9			R		3	90+ Days	\$26.50
Exc Award (06/30/2021)																		
151175	Chiclayo Helen Keller	06/21/2022	Active(1)	7	0	3	-3	-30.00%	15	3	3		4		VP	3	90+ Days	
118050	CHICLAYO LA VICTORIA	10/19/2012	Active	21	0	0	0	0.00%	19		9			IP	M	2	90+ Days	\$30.50
Exc Award (06/30/2016, 06/30/2018, 06/30/20)																		
61979	CHICLAYO LAS MUSAS	05/26/1999	Active	40	1	2	-1	-2.44%	40	6	2			N		0		\$1,650.00
Exc Award (06/30/2016, 06/30/2018, 06/30/20)																		
36216	CHICLAYO LOS PARQUES	11/27/1978	Active	21	0	1	-1	-4.55%	22	31	0		2	N	M,SC	2		\$20.00
Exc Award (06/30/2018, 06/30/2020, 06/30/20)																		
29219	CHICLAYO SALAVERRY	04/30/1974	Active	20	4	1	3	17.65%	20	35	3			N		1		\$1,080.00
Exc Award (06/30/2020, 06/30/2023)																		
36813	CHICLAYO SAN JUAN	03/30/1979	Active	14	2	2	0	0.00%	13	1	3		5	N	M,VP,SC	3		\$27.00
Exc Award (06/30/2020, 06/30/2021)																		
16203	CHICLAYO SANTA VICTORIA	05/03/1971	Active	19	0	1	-1	-5.00%	22	3	3			N		1		
Exc Award (06/30/2016, 06/30/2018, 06/30/20)																		
36898	CHICLAYO VILLARREAL	04/17/1979	Active	18	0	0	0	0.00%	19		10			N		0		\$175.00
Exc Award (06/30/2020, 06/30/2021, 06/30/20)																		
16204	CHIMBOTE	06/04/1949	Active	55	4	3	1	1.85%	56	23	5			N	M,SC	5		\$1,710.00



Club Health Assessment for District H 1 through March 2025

			Status	Membership							Reports					Finance	LCIF
Club Number	Club Name	Charter Date		Current Member Count	YTD Members Added	YTD Members Dropped	YTD Net Growth	YTD Net Growth%	Member Count 12 Months Ago	Avg. length of service for dropped members	Months Since Last MMR ***	Yrs. Since Last Officer Report	President Rotation	Vice President Reported ****	Months Since Last Activity Report ***	Account Balance	Donations for current Fiscal Year
			Number of times on status quo within last two years	If below 15 members appears				If net loss is greater than 20% appears			If no report in 3 months appears in	When more than one year appears in	Number of repeat terms	Notes the officers that do not have an active	If no report at 12 months appears in red		
Exc Award (06/30/2018, 06/30/2020, 06/30/2022)																	
120368	Chimbote "En Accion"	10/04/2013	Active	27	3	10	-7	-20.59%	36	4	0			VP	3		
Exc Award (06/30/2016, 06/30/2020, 06/30/2022)																	
59640	CHIMBOTE BUENOS AIRES	06/12/1997	Active	46	1	0	1	2.22%	47		5		N	SC	0		\$100.00
Exc Award (06/30/2016, 06/30/2017, 06/30/2020)																	
126506	Chimbote Centenario	01/12/2016	Active	18	2	3	-1	-5.26%	19	5	0			N	5		\$20.00
Exc Award (06/30/2023, 06/30/2024)																	
95076	CHIMBOTE ISLA BLANCA	01/23/2006	Active	11	0	9	-9	-45.00%	20	3	3			M,VP,SC	3		\$25.00
Exc Award (06/30/2016)																	
61855	CHOTA ACUNTA	04/29/1999	Active(1)	18	1	0	1	5.88%	14		8			R	VP,SC	8	\$9.00
Exc Award (06/30/2018)																	
111359	EL ALTO CABO BLANCO	06/15/2011	Active(2)	4	0	0	0	0.00%	4		18			M,VP,SC	5		\$22.00
Exc Award (06/30/2018)																	
106856	FERRENAFE SICAN	11/16/2009	Active(2)	16	3	3	0	0.00%	16	5	3			N	VP,SC	4	\$1,028.00
Exc Award (06/30/2018, 06/30/2020, 06/30/2022)																	
33544	GUADALUPE	03/22/1977	Active(1)	20	4	1	3	17.65%	17	0	5			T,VP	7		\$8.50
Exc Award (06/30/2016)																	
16209	HUACHO	03/05/1948	Active	23	3	2	1	4.55%	21	13	0		2	N	T,SC	4	\$20.00
Exc Award (06/30/2016, 06/30/2020, 06/30/2022)																	
102523	HUACHO IRENE SALVADOR	06/23/2008	Active	13	1	2	-1	-7.14%	14	11	1		3	VP,SC	1		
Exc Award (06/30/2016, 06/30/2020)																	
103963	HUACHO MELVIN JONES	11/12/2008	Active	37	2	1	1	2.78%	33	5	0			N	1		\$70.00
Exc Award (06/30/2022, 06/30/2023, 06/30/2024)																	
99200	HUACHO UNION Y AMISTAD	04/24/2007	Active	37	4	0	4	12.12%	33		2			R	VP,SC	0	
Exc Award (06/30/2016, 06/30/2021, 06/30/2024)																	
54507	HUANCHACO	05/25/1993	Active	19	3	0	3	18.75%	12		3			N	0		\$1,008.00
Exc Award (06/30/2016, 06/30/2024)																	
51612	HUARAL CENTENARIO	05/09/1991	Active	21	0	1	-1	-4.55%	23	7	3			N	0		\$280.00
Exc Award (06/30/2017, 06/30/2018, 06/30/2020)																	



Club Health Assessment for District H 1 through March 2025

			Status	Membership							Reports					Finance		LCIF
Club Number	Club Name	Charter Date		Current Member Count	YTD Members Added	YTD Members Dropped	YTD Net Growth	YTD Net Growth%	Member Count 12 Months Ago	Avg. length of service for dropped members	Months Since Last MMR ***	Yrs. Since Last Officer Report	President Rotation	Vice President Reported ****	Months Since Last Activity Report ***	Account Balance	Donations for current Fiscal Year	
			Number of times on status quo within last two years	If below 15 members appears					If net loss is greater than 20% appears			If no report in 3 months appears in	When more than one year appears in	Number of repeat terms	Notes the officers that do not have an active	If no report at 12 months appears in red		
100053	HUARAZ HUASCARAN	08/21/2007	Active(1)	11	0	1	-1	-8.33%	12	12	3		3	T,M,VP,SC	5		\$6.00	
Exc Award (06/30/2016, 06/30/2017, 06/30/2018)																		
108788	LA ESPERANZA	06/24/2010	Active	12	0	0	0	0.00%	12		12		11	N VP	3		\$6.00	
Exc Award (06/30/2016, 06/30/2018)																		
77966	LAMBAYEQUE CIUDAD EVOCADORA	12/15/2003	Active	31	2	0	2	6.90%	32		0			N VP,SC	0		\$450.00	
Exc Award (06/30/2016, 06/30/2017, 06/30/2018)																		
150118	Lambayeque Real Sipan	03/08/2022	Active	9	2	1	1	12.50%	7	2	7			M,VP	3		\$40.00	
126062	Laredo	10/29/2015	Active	16	0	2	-2	-11.11%	18	5	3			N P,M	4			
Exc Award (06/30/2016, 06/30/2017, 06/30/2018)																		
133298	Laredo Centenario	11/30/2017	Active	19	2	4	-2	-9.52%	21	4	3			R M	0		\$10.50	
Exc Award (06/30/2018, 06/30/2020)																		
31563	LEONARDO ORTIZ	01/26/1976	Active(1)	21	0	3	-3	-12.50%	25	2	2			N P,T,VP,SC	0		\$1,072.00	
Exc Award (06/30/2016, 06/30/2017, 06/30/2018)																		
97390	LLAMPALLEC	06/26/2006	Active	8	0	0	0	0.00%	12		9			R	3		\$20.00	
Exc Award (06/30/2016)																		
108410	LOS ORGANOS CONCESION PATRIA	05/20/2010	Active(1)	4	0	0	0	0.00%	5		9		IP	S,M,VP,SC	24+		\$20.00	
Exc Award (06/30/2016, 06/30/2020)																		
45118	NEGRITOS	06/19/1985	Active(1)	12	0	2	-2	-14.29%	14	10	0			N VP	5			
Exc Award (06/30/2018, 06/30/2020)																		
59252	NUEVO CHIMBOTE	03/17/1997	Active(1)	19	0	0	0	0.00%	19		11		4	N M	4	90+ Days	\$9.50	
Exc Award (06/30/2017, 06/30/2018)																		
32219	PACASMAYO	05/11/1976	Active	33	5	4	1	3.13%	31	8	3			N P,M,SC	3		\$76.00	
Exc Award (06/30/2016, 06/30/2018, 06/30/2020)																		
126224	Pacasmayo Centenario	11/18/2015	Active(1)	16	2	1	1	6.67%	17	1	3			N	5		\$160.00	
Exc Award (06/30/2016)																		
34955	PAIJAN	01/17/1978	Active	19	1	2	-1	-5.00%	24	10	7			N	4			
Exc Award (06/30/2016, 06/30/2018, 06/30/2020)																		
16218	PAITA	02/08/1963	Active(1)	17	5	3	2	13.33%	15	14	0		2	N M	6	90+ Days		
Exc Award (06/30/2017)																		



Club Health Assessment for District H 1 through March 2025

			Status	Membership							Reports					Finance		LCIF
Club Number	Club Name	Charter Date		Current Member Count	YTD Members Added	YTD Members Dropped	YTD Net Growth	YTD Net Growth%	Member Count 12 Months Ago	Avg. length of service for dropped members	Months Since Last MMR ***	Yrs. Since Last Officer Report	President Rotation	Vice President Reported ****	Months Since Last Activity Report ***	Account Balance	Donations for current Fiscal Year	
			Number of times on status quo within last two years	If below 15 members appears				If net loss is greater than 20% appears			If no report in 3 months appears in	When more than one year appears in	Number of repeat terms	Notes the officers that do not have an active	If no report at 12 months appears in red			
151072	Pimentel Billy Del Castillo	06/10/2022	Active(1)	8	0	4	-4	-33.33%	12	2	3		4	M,VP,SC	3	90+ Days		
16219	PIURA	11/04/1947	Active(1)	25	1	19	-18	-41.86%	42	6	1			N	T,M,SC	7		
	Exc Award (06/30/2016, 06/30/2017, 06/30/20																	
131422	Piura - Centenario Santa Teresa de Calcuta	06/19/2017	Active(1)	10	1	1	0	0.00%	10	8	1			N	M,SC	2		
53076	PIURA ALMIRANTE MIGUEL GRAU	05/14/1992	Active	28	2	0	2	7.69%	24		0			P,M,VP,SC	6		\$270.00	
	Exc Award (06/30/2016, 06/30/2017, 06/30/20																	
150880	Piura Amar y Servir	05/19/2022	Active	13	0	1	-1	-7.14%	16	3	3			VP	0		\$368.06	
78962	PIURA CARLOTA RAMOS DE SANTOLAYA	04/12/2004	Active(1)	10	0	5	-5	-33.33%	15	4	3			T,M,VP,SC	6	90+ Days	\$7.50	
	Exc Award (06/30/2020)																	
127465	Piura Centenario Los Tallanes	05/25/2016	Active	15	0	0	0	0.00%	17		9		2	N	VP,SC	3		
41505	PIURA IGNACIO MERINO	06/09/1982	Active	28	1	8	-7	-20.00%	35	14	3			N	M,VP	3	\$227.50	
	Exc Award (06/30/2018, 06/30/2020, 06/30/20																	
138665	Piura Más Allá del Horizonte	06/19/2019	Active	20	6	2	4	25.00%	16	1	1			M,VP,SC	0			
	Exc Award (06/30/2020)																	
44641	PIURA MIRAFLORES	02/13/1985	Active	30	0	0	0	0.00%	30		4			N		5	\$35.00	
	Exc Award (06/30/2016, 06/30/2017, 06/30/20																	
61336	PIURA SAN FRANCISCO DE ASIS	12/09/1998	Active	19	3	0	3	18.75%	17		0			N		0	90+ Days \$20.00	
	Exc Award (06/30/2016, 06/30/2017)																	
136993	Piura Santo Juan Pablo II	12/10/2018	Active(2)	17	3	3	0	0.00%	17	3	2			N		6	90+ Days \$8.50	
	Exc Award (06/30/2020, 06/30/2022, 06/30/20																	
130062	Piura-Santa Maria Centenario	02/16/2017	Active	12	0	3	-3	-20.00%	15	2	3			N		4	90+ Days	
	Exc Award (06/30/2017, 06/30/2020, 06/30/20																	
144175	Querecotillo Inka Centenario	12/18/2020	Active(1)	14	11	2	9	180.00%	5	9	1			M,VP,SC	3	90+ Days	\$3.50	
105969	SAN MIGUEL DE PIURA	06/25/2009	Active	24	0	0	0	0.00%	21		9		2	N	M	0	\$22.00	
	Exc Award (06/30/2017, 06/30/2019, 06/30/20																	
34304	SAN PEDRO DE LLOC	07/21/1977	Active(1)	32	2	0	2	6.67%	30		8			N	M,SC	0	\$60.00	
	Exc Award (06/30/2016, 06/30/2018, 06/30/20																	



Club Health Assessment for District H 1 through March 2025

			Status	Membership							Reports					Finance		LCIF
Club Number	Club Name	Charter Date		Current Member Count	YTD Members Added	YTD Members Dropped	YTD Net Growth	YTD Net Growth%	Member Count 12 Months Ago	Avg. length of service for dropped members	Months Since Last MMR ***	Yrs. Since Last Officer Report	President Rotation	Vice President Reported ****	Months Since Last Activity Report ***	Account Balance	Donations for current Fiscal Year	
			Number of times on status quo within last two years	If below 15 members appears				If net loss is greater than 20% appears			If no report in 3 months appears in	When more than one year appears in	Number of repeat terms	Notes the officers that do not have an active	If no report at 12 months appears in red			
126565	Santa Maria	01/20/2016	Active(1)	21	2	1	1	5.00%	15	3	2		2	N M	0		\$150.00	
	Exc Award (06/30/2018, 06/30/2020, 06/30/2022)																	
16224	SULLANA	06/10/1956	Active	17	0	0	0	0.00%	20		2		2	N M,VP,SC	3	90+ Days		
111497	SULLANA TURICARAMI	06/29/2011	Active	18	3	2	1	5.88%	20	8	2			N	2	90+ Days	\$35.00	
	Exc Award (06/30/2016)																	
16225	TALARA	01/03/1949	Active	12	0	1	-1	-7.69%	12	5	0			R M,VP,SC	4		\$26.50	
47749	TALARA SANTA ROSA	10/05/1987	Active	25	3	0	3	13.64%	21		2			N	3		\$240.00	
	Exc Award (06/30/2016, 06/30/2017, 06/30/2022)																	
83059	TEMBLADERA	06/30/2004	Active	16	1	0	1	6.67%	18		1			T,M,VP,SC	15	90+ Days		
	Exc Award (06/30/2016, 06/30/2018)																	
16227	TRUJILLO	11/21/1947	Active	50	7	9	-2	-3.85%	50	10	0			N	0		\$620.00	
	Exc Award (06/30/2016, 06/30/2020, 06/30/2022)																	
131420	Trujillo - Melvin Jones	06/20/2017	Active(1)	6	0	0	0	0.00%	7		9		2	N M	3		\$3.00	
	Exc Award (06/30/2018)																	
134876	Trujillo - Mujeres de Corazon	05/31/2018	Active	20	6	3	3	17.65%	20	5	0		2	N	0			
	Exc Award (06/30/2020)																	
129507	Trujillo - Semillas de Amor	12/12/2016	Active	17	1	1	0	0.00%	16	9	3			N	0			
	Exc Award (06/30/2018)																	
123109	Trujillo "Juntos Servimos Mejor"	09/11/2014	Active(1)	28	0	0	0	0.00%	25		2			R SC	24+		\$1,014.00	
	Exc Award (06/30/1930, 06/30/2016, 06/30/2022)																	
139192	Trujillo Acción y Servicio	07/11/2019	Active(1)	13	2	0	2	18.18%	11		1			IP M	9			
	Exc Award (06/30/2020)																	
67602	TRUJILLO AMISTAD Y SERVICIO	04/15/2003	Active	33	0	0	0	0.00%	34		2			N	0		\$2,637.00	
	Exc Award (06/30/2016, 06/30/2020, 06/30/2022)																	
82730	TRUJILLO ARMONIA	06/22/2004	Active(1)	17	9	4	5	41.67%	12	5	0			M,VP,SC	3		\$6.00	
	Exc Award (06/30/2016)																	
51835	TRUJILLO CALIFORNIA	06/27/1991	Active	19	0	4	-4	-17.39%	21	4	3			R M,SC	3		\$201.50	
	Exc Award (06/30/2016, 06/30/2018, 06/30/2022)																	



Club Health Assessment for District H 1 through March 2025

Club Number	Club Name	Charter Date	Status	Membership							Reports					Finance	LCIF
				Current Member Count	YTD Members Added	YTD Members Dropped	YTD Net Growth	YTD Net Growth%	Member Count 12 Months Ago	Avg. length of service for dropped members	Months Since Last MMR ***	Yrs. Since Last Officer Report	President Rotation	Vice President Reported ****	Months Since Last Activity Report ***	Account Balance	Donations for current Fiscal Year
			Number of times on status quo within last two years	If below 15 members appears				If net loss is greater than 20% appears			If no report in 3 months appears	When more than one year appears in	Number of repeat terms	Notes the officers that do not have an active	If no report at 12 months appears in red		
147568	TRUJILLO CAMINO DE LUZ	07/13/2021	Active(2)	9	2	3	-1	-10.00%	0	1	1		3	T,M,VP,SC	3	90+ Days	
129397	Trujillo Centenario Exc Award (06/30/2023)	11/17/2016	Active	21	7	4	3	16.67%	17	2	1			N SC	3		\$1,040.00
126877	Trujillo Centenario Luis Fukunaga Exc Award (06/30/2018, 06/30/2020)	02/18/2016	Active	25	4	2	2	8.70%	26	3	2			N	0		
132175	Trujillo Colonial Exc Award (06/30/2018, 06/30/2020, 06/30/2024)	07/10/2017	Active	26	2	3	-1	-3.70%	27	7	2			N	1		\$308.31
150565	Trujillo Corazón de León	04/28/2022	Active(2)	7	5	6	-1	-12.50%	8	1	0			N S	7	90+ Days	\$4.00
57849	TRUJILLO EL BOQUERON Exc Award (06/30/2016, 06/30/2018, 06/30/2020)	02/12/1996	Active	12	2	2	0	0.00%	13	2	0			N SC	2		\$6.00
126397	Trujillo El Golf Exc Award (06/30/2016, 06/30/2024)	12/17/2015	Active	39	2	2	0	0.00%	36	9	3			N M	3		
105680	TRUJILLO EL PORVENIR Exc Award (06/30/2017, 06/30/2018, 06/30/2020)	06/02/2009	Active	14	0	2	-2	-12.50%	15	4	2			N	5		\$8.00
127114	Trujillo Fortaleza Exc Award (06/30/2020, 06/30/2021, 06/30/2024)	03/29/2016	Active(2)	13	1	6	-5	-27.78%	16	2	0		2	M,VP	4	90+ Days	\$30.00
151055	Trujillo Inka Lazos De Amistad	06/06/2022	Active	13	10	11	-1	-7.14%	16	1	0			N T,SC	7	90+ Days	\$7.00
46239	TRUJILLO LA MERCED Exc Award (06/30/2018, 06/30/2019)	05/30/1986	Active	33	3	3	0	0.00%	34	14	4			IP SC	1		\$1,345.00
137871	Trujillo Las Palmeras del Golf Exc Award (06/30/2022, 06/30/2023, 06/30/2024)	03/29/2019	Active	25	1	4	-3	-10.71%	22	4	1			N	1		\$1,020.00
16228	TRUJILLO LAS QUINTANAS Exc Award (06/30/2016, 06/30/2018, 06/30/2020)	12/27/1971	Active	30	5	0	5	20.00%	31		1		2	N	3		\$2,000.00
110323	TRUJILLO LUZ DE ESPERANZA Exc Award (06/30/2016, 06/30/2017, 06/30/2020)	02/21/2011	Active	40	0	0	0	0.00%	39		2			N	3	90+ Days	\$1,020.00
115412	TRUJILLO MISIONEROS DEL SERVICIO Exc Award (06/30/2018, 06/30/2020, 06/30/2024)	10/28/2011	Active(1)	31	2	0	2	6.90%	25		2			IP	3		\$2,189.50
110429	TRUJILLO NUEVA AURORA	02/23/2011	Active(1)	14	3	0	3	27.27%	12		7			N P,T,M,SC	4		\$5.50




Club Health Assessment for District H 1 through March 2025

			Status	Membership							Reports					Finance		LCIF
Club Number	Club Name	Charter Date		Current Member Count	YTD Members Added	YTD Members Dropped	YTD Net Growth	YTD Net Growth%	Member Count 12 Months Ago	Avg. length of service for dropped members	Months Since Last MMR ***	Yrs. Since Last Officer Report	President Rotation	Vice President Reported ****	Months Since Last Activity Report ***	Account Balance	Donations for current Fiscal Year	
			Number of times on status quo within last two years	If below 15 members appears			If net loss is greater than 20% appears			If no report in 3 months appears in		When more than one year appears in	Number of repeat terms	Notes the officers that do not have an active		If no report at 12 months appears in red		
Exc Award (06/30/2016, 06/30/2018, 06/30/2020)			Active	18	0	5	-5	-21.74%	22	4	6			R	P,T	14		\$212.00
138247	Trujillo Nuevo Amanecer	05/10/2019																
Exc Award (06/30/2020, 06/30/2021, 06/30/2022)			Active	63	7	1	6	10.53%	57	1	1			N		0		
34303	TRUJILLO PALERMO	07/21/1977																
Exc Award (06/30/2016, 06/30/2017, 06/30/2020)			Active(1)	39	9	5	4	11.43%	35	2	1			N	VP	2		\$1,000.00
137678	Trujillo Por Una Sonrisa	03/13/2019																
Exc Award (06/30/2016, 06/30/2017)			Active	10	1	0	1	11.11%	9		4		3	R		20		\$4.50
16229	TRUJILLO PRIMAVERA	10/08/1973																
Exc Award (06/30/2016, 06/30/2017)			Active(1)	12	3	0	3	33.33%	21		5			N		2		\$3,015.00
136104	Trujillo Rafael Risco Boado	07/30/2018																
Exc Award (06/30/2022)			Active	33	3	0	3	10.00%	31		1			R		1		
139935	Trujillo Reina de la Paz	09/25/2019																
Exc Award (06/30/2023)			Active	29	0	0	0	0.00%	28		0				VP,SC	6		\$229.50
16230	TRUJILLO SAN ANDRES	12/05/1972																
Exc Award (06/30/2016, 06/30/2019, 06/30/2020)			Active	19	3	2	1	5.56%	22	3	3		2	R		1		\$89.00
150898	Trujillo San Francisco de Asís	05/25/2022																
Exc Award (06/30/2023)			Active	14	8	4	4	40.00%	14	7	3			N	M,SC	6		
132622	Trujillo Santa Ines Centenario	09/11/2017																
Exc Award (06/30/2020, 06/30/2021)			Active	34	5	0	5	17.24%	33		7			R		0		\$430.00
139719	Trujillo Unidos Podemos	08/30/2019																
Exc Award (06/30/2020, 06/30/2021)			Active	16	3	4	-1	-5.88%	16	5	2			N	M	0		\$88.50
108684	Trujillo Virgen de la Puerta	06/21/2010																
Exc Award (06/30/2016, 06/30/2017, 06/30/2020)			Active(1)	22	1	0	1	4.76%	23		4			N	M,SC	3		\$125.01
126095	Tumbes	10/30/2015																
Exc Award (06/30/2017, 06/30/2018, 06/30/2020)			Active	5	0	0	0	0.00%	5		13				M,VP,SC	15	90+ Days	
146806	Tumbes Bicentenario	06/22/2021																
Exc Award (06/30/2016, 06/30/2018)			Active	6	0	0	0	0.00%	6		3		IP	P,VP	3		\$3.00	
78124	TUMBES MADRE TERESA DE CALCUTTA	01/26/2004																
Exc Award (06/30/2016, 06/30/2018)			Active	16	1	2	-1	-5.88%	17	3	1				S,M,VP,SC	3		\$48.50
51889	TUMBES MIGUEL GRAU	07/11/1991																
Exc Award (06/30/2016, 06/30/2020, 06/30/2022)																		



Club Health Assessment for District H 1 through March 2025

			Status	Membership							Reports				Finance	LCIF	
Club Number	Club Name	Charter Date		Current Member Count	YTD Members Added	YTD Members Dropped	YTD Net Growth	YTD Net Growth%	Member Count 12 Months Ago	Avg. length of service for dropped members	Months Since Last MMR ***	Yrs. Since Last Officer Report	President Rotation	Vice President Reported ****	Months Since Last Activity Report ***	Account Balance	Donations for current Fiscal Year
			Number of times on status quo within last two years	If below 15 members appears				If net loss is greater than 20% appears			If no report in 3 months appears	When more than one year appears in	Number of repeat terms	Notes the officers that do not have an active	If no report at 12 months appears in red		
47003	VIRU	03/04/1987	Active	24	0	0	0	0.00%	24		10			N	3		\$1,100.00
	Exc Award (06/30/2017, 06/30/2018, 06/30/2019)																
138761	Zarumilla San Judas Tadeo	06/24/2019	Active(1)	13	1	4	-3	-18.75%	14	4	0			N	3		\$48.00
	Exc Award (06/30/2023)																

Clubs Cancelled Previous Fiscal Year – Clubs Cancelled within last 12 months may be reinstated

Club Number	Club Name	Charter Date	Current Status*	Cancellation Date
140731	Chimbote San Pedrito	01/31/2020	Cancelled(8*)	07/29/2023
144336	Cuidad de Dios	12/23/2020	Cancelled(8*)	12/29/2023
151062	Trujillo Amigos Para Siempre	06/08/2022	Cancelled(8*)	12/29/2023
110044	TRUJILLO UNIDOS EN EL SERVICIO	01/10/2011	Cancelled(8*)	02/29/2024

Current Total Clubs Count	YTD New Clubs Count	YTD Cancelled Clubs Count	YTD Net Club Gain	Current Total Members Count	YTD Add	YTD Drop	YTD Net Growth	YTD Net Growth %	Member Count 12 Months Ago	Average Member Count Per Club	% of Clubs with less than 20 members	% No MMR in 3 Months	% No Officer Report in 12 Months	% of Clubs with balance 90+ days	Number of Clubs in Status Quo	% Status Quo Clubs in Financial Suspension	Number of Cancelled Clubs	Average Cancelled Club Age	Members Lost Due to Cancellation	% of Clubs Cancelled for Non-Financial Reasons
125	1	0	1	2,633	273	270	3	0.11%	2,608	21	55%	49%	0%	20%	0	0%	0	0	0	0%

* - P - Priority Club. Cancellation Reasons: 1-Objectives/conduct, 2-Non-active club, 5-Non-existing club, 6-Disbanding, 7-Merger, 8-Financial Suspension, 9-District/Multiple District Dues.

** - Abbreviation: P-President, S-Secretary, T-Treasurer, M-Member Chairperson, VP-First Vice President, MC-Communications Chairperson, SC-Service Chairperson

*** - Abbreviation: N/R - Never reported using the Lions Clubs website, N/A - Not applicable, No password registered for the Lions Clubs website.

**** - Abbreviation: N - New, IP - Immediate Past, R - Repeat.



Club Health Assessment for District H 2 through March 2025

			Status	Membership						Reports					Finance		LCIF
Club Number	Club Name	Charter Date		Current Member Count	YTD Members Added	YTD Members Dropped	YTD Net Growth	YTD Net Growth%	Member Count 12 Months Ago	Avg. length of service for dropped members	Months Since Last MMR ***	Yrs. Since Last Officer Report	President Rotation	Vice President Reported ****	Months Since Last Activity Report ***	Account Balance	Donations for current Fiscal Year
			Number of times on status quo within last two years	If below 15 members appears				If net loss is greater than 20% appears			If no report in 3 months appears in	When more than one year appears in	Number of repeat terms	Notes the officers that do not have an active	If no report at 12 months appears in red		
Clubs less than two years old																	
172378	Arequipa Chiguata	06/21/2024	Active	20	0	0	0	0.00%	0		4		2	R	3	90+ Days	\$40.00
177753	Arequipa Dejando Huellas con Amor	09/05/2024	Active	17	17	0	17	100.00%	0		1			N S	2	90+ Days	\$130.00
179772	Arequipa Sirviendo con Amor	03/14/2025	Newly Chartered	22	22	0	22	100.00%	0		0			M,VP,SC	N/R		
154315	Calca - Valle Sagrado de Los Inkas	05/05/2023	Active	10	0	0	0	0.00%	8		9		None	P,VP,SC	4		
177525	Peru Estrellas Del Sur	09/04/2024	Active	21	22	1	21	100.00%	0	0	3			N	1	90+ Days	\$1,120.00
179170	Puno Peru Central	12/11/2024	Active	20	20	0	20	100.00%	0		3			N SC	3	90+ Days	\$30.00
157798	Sicuni	03/28/2024	Active	20	4	8	-4	-16.67%	24	1	2		2	N S,T,SC	1		
158050	Tacna Las Bugambilias	04/11/2024	Active	22	2	5	-3	-12.00%	0	1	0		3	R	0		\$170.00
154203	Tacna Prince	05/11/2023	Active(1)	27	2	0	2	8.00%	21		8			N	2		\$330.00
Clubs more than two years old																	
136353	Abancay Nuevo	08/31/2018	Active(3)	11	11	22	-11	-50.00%	22	7	1		2	M,VP,SC	1		
16235	AREQUIPA	03/10/1948	Active	32	1	5	-4	-11.11%	37	17	1			R	6		\$1,200.00
	Exc Award (06/30/2018, 06/30/2019)																
62101	AREQUIPA ARMONIA	06/14/1999	Active	31	6	0	6	24.00%	32		0		2	R S	0		\$173.00
	Exc Award (06/30/2018, 06/30/2019, 06/30/20)																
125991	Arequipa Centenario	10/30/2015	Active(1)	21	4	1	3	16.67%	20	9	1			N M,SC	6	90+ Days	\$10.00
	Exc Award (06/30/2020)																
134610	Arequipa Construyendo Esperanza	04/25/2018	Active(2)	6	4	0	4	200.00%	4		6		3	N M,SC	0		
138662	Arequipa Corazones Solidarios	06/21/2019	Cancelled(6*)	0	0	3	-3	-100.00%	3	8	1		None	P,S,T,M,VP SC	14	90+ Days	
125763	Arequipa Generacion Lider	09/30/2015	Active	13	3	7	-4	-23.53%	17	5	2			N	3		\$100.00
	Exc Award (06/30/2018, 06/30/2020, 06/30/20)																
82350	AREQUIPA JOSE LUIS BUSTAMANTE Y RIVERO	05/18/2004	Active	21	3	7	-4	-16.00%	27	5	0			N M,SC	0		\$40.00
	Exc Award (06/30/2018, 06/30/2019, 06/30/20)																
117456	AREQUIPA LEONES DEL MISTI	07/30/2012	Active	21	0	1	-1	-4.55%	21	8	3			N P	0		



Club Health Assessment for District H 2 through March 2025

			Status	Membership							Reports					Finance		LCIF
Club Number	Club Name	Charter Date		Current Member Count	YTD Members Added	YTD Members Dropped	YTD Net Growth	YTD Net Growth%	Member Count 12 Months Ago	Avg. length of service for dropped members	Months Since Last MMR ***	Yrs. Since Last Officer Report	President Rotation	Vice President Reported ****	Months Since Last Activity Report ***	Account Balance	Donations for current Fiscal Year	
			Number of times on status quo within last two years	If below 15 members appears					If net loss is greater than 20% appears			If no report in 3 months appears in	When more than one year appears in	Number of repeat terms	Notes the officers that do not have an active	If no report at 12 months appears in red		
Exc Award (06/30/2022, 06/30/2023)																		
143725	Arequipa Liderando el Cambio	12/23/2020	Active(1)	11	0	0	0	0.00%	11		21			N	5	90+ Days		
Exc Award (06/30/2023)																		
99541	Arequipa Lideres en el Servicio	11/01/2007	Active	12	1	5	-4	-25.00%	22	4	0		2		M,VP,SC	3	90+ Days	\$10.00
Exc Award (06/30/2018)																		
125871	Arequipa Los Characatos	09/30/2015	Active	12	0	0	0	0.00%	14		7		3	IP	M,SC	4		\$20.00
Exc Award (06/30/2018, 06/30/2020, 06/30/2023)																		
136481	Arequipa Los Franciscanos	09/27/2018	Cancelled(8*)	0	0	6	-6	-100.00%	7	6	3		None		P,S,T,M,VP SC VP	7	90+ Days	
32939	AREQUIPA MIRAFLORES	11/10/1976	Active	31	3	10	-7	-18.42%	39	3	3			N		0		\$30.00
Exc Award (06/30/2018, 06/30/2023)																		
16236	AREQUIPA PAUCARPATA	05/25/1973	Active	23	1	1	0	0.00%	20	1	0			N		0		\$240.00
Exc Award (06/30/2018, 06/30/2019, 06/30/2020)																		
64090	AREQUIPA SELVA ALEGRE	03/22/2001	Active	24	0	0	0	0.00%	25		6			N	M,SC	3	90+ Days	\$30.00
Exc Award (06/30/2018, 06/30/2020, 06/30/2023)																		
133314	Arequipa Unidos En El Servicio	12/18/2017	Active(1)	16	1	3	-2	-11.11%	18	12	1				M,VP,SC	5	90+ Days	
Exc Award (06/30/2020, 06/30/2023)																		
16240	CAMANA	03/21/1958	Active	40	0	2	-2	-4.76%	42	28	7			N		0		\$1,170.00
Exc Award (06/30/2019, 06/30/2020, 06/30/2023)																		
120641	Cayma "Bello Horizonte"	11/11/2013	Active	10	2	1	1	11.11%	9	1	2		2		M,VP,SC	3	90+ Days	
77863	CORIRE VALLE DE MAJES	12/22/2003	Active	36	1	0	1	2.86%	40		5			N	SC	3		\$40.00
Exc Award (06/30/2018)																		
16243	CUSCO	06/26/1947	Active	45	8	3	5	12.50%	41	22	0			N	M	0		\$120.00
Exc Award (06/30/2023)																		
59351	CUSCO AMANECER	04/01/1997	Active(2)	8	0	0	0	0.00%	17		7		4		S,T,M,VP,SC	8	90+ Days	\$60.00
Exc Award (06/30/2018, 06/30/2020)																		
133812	Cusco Centenario	04/30/2018	Active	28	5	4	1	3.70%	26	2	2			N		0		\$1,840.00
Exc Award (06/30/2020, 06/30/2021, 06/30/2023)																		
57623	CUSCO IMPERIAL	12/11/1995	Active	40	4	9	-5	-11.11%	42	5	2			N	SC	0	90+ Days	\$70.00
Exc Award (06/30/2018, 06/30/2020, 06/30/2023)																		



Club Health Assessment for District H 2 through March 2025

			Status	Membership							Reports					Finance		LCIF
Club Number	Club Name	Charter Date		Current Member Count	YTD Members Added	YTD Members Dropped	YTD Net Growth	YTD Net Growth%	Member Count 12 Months Ago	Avg. length of service for dropped members	Months Since Last MMR ***	Yrs. Since Last Officer Report	President Rotation	Vice President Reported ****	Months Since Last Activity Report ***	Account Balance	Donations for current Fiscal Year	
			Number of times on status quo within last two years	If below 15 members appears					If net loss is greater than 20% appears			If no report in 3 months appears in	When more than one year appears in	Number of repeat terms	Notes the officers that do not have an active	If no report at 12 months appears in red		
50697	CUSCO INCA	06/18/1990	Active(2)	20	2	3	-1	-4.76%	22	2	2			N	SC	1	90+ Days	\$95.00
Exc Award (06/30/2018, 06/30/2020, 06/30/2023)																		
126092	Cusco Koricancha	11/06/2015	Active(3)	18	22	4	18	100.00%	18	3	1		None		P,M,VP,SC	0	90+ Days	\$40.00
Exc Award (06/30/2023)																		
111299	CUSCO LEON DE SAN JERÓNIMO	06/14/2011	Active	27	3	1	2	8.00%	24	3	0			N		2		\$360.00
Exc Award (06/30/2017, 06/30/2018, 06/30/2020)																		
62436	CUSCO MILENIO	10/22/1999	Active	41	5	3	2	5.13%	38	4	0			N		0	90+ Days	\$30.00
Exc Award (06/30/2021, 06/30/2023)																		
150488	Cusco Renacer	06/03/2022	Active(2)	27	6	5	1	3.85%	24	2	3			N		3	90+ Days	\$250.00
Exc Award (06/30/2023, 06/30/2024)																		
138011	Cusco Sacsayhuaman	05/13/2019	Active(1)	19	5	3	2	11.76%	17	3	2				M,VP,SC	3	90+ Days	\$530.00
Exc Award (06/30/2020, 06/30/2021, 06/30/2023)																		
142670	Cusco Samichay	08/20/2020	Active	25	2	0	2	8.70%	21		0			N		0		\$3,350.00
Exc Award (06/30/2023, 06/30/2024)																		
57449	CUSCO SANTA ANA	10/23/1995	Active	25	2	0	2	8.70%	26		6			N		3	90+ Days	\$1,010.00
Exc Award (06/30/2018, 06/30/2019, 06/30/2020)																		
33941	CUSCO SANTIAGO	05/27/1977	Active	25	1	0	1	4.17%	30		0			N		2		\$1,295.00
Exc Award (06/30/2018, 06/30/2019, 06/30/2020)																		
133617	Cusco Uriel García	02/20/2018	Active	15	9	8	1	7.14%	14	5	2		2	R	S,M,SC	5		
134744	Cusco Yanapay	05/17/2018	Active	28	3	3	0	0.00%	28	3	2			N		4		\$80.00
Exc Award (06/30/2019, 06/30/2020, 06/30/2023)																		
29220	HUANCHAC	04/30/1974	Active	25	1	2	-1	-3.85%	30	8	3			N		2		\$80.00
Exc Award (06/30/2018, 06/30/2023)																		
16249	ILO	02/12/1964	Active(1)	11	0	2	-2	-15.38%	15	3	0			N	M	7	90+ Days	
Exc Award (06/30/2019, 06/30/2022)																		
65498	ILO LA GLORIETA	06/05/2002	Active(1)	33	2	5	-3	-8.33%	31	2	0			N		0		\$2,180.00
Exc Award (06/30/2018, 06/30/2021, 06/30/2023)																		
127654	Ilo Pacocha	05/19/2016	Active(1)	11	1	0	1	10.00%	12		3			N	M,SC	1	90+ Days	\$40.00
Exc Award (06/30/2021, 06/30/2023)																		



Club Health Assessment for District H 2 through March 2025

Club Number	Club Name	Charter Date	Status	Membership							Reports					Finance	LCIF
				Current Member Count	YTD Members Added	YTD Members Dropped	YTD Net Growth	YTD Net Growth%	Member Count 12 Months Ago	Avg. length of service for dropped members	Months Since Last MMR ***	Yrs. Since Last Officer Report	President Rotation	Vice President Reported ****	Months Since Last Activity Report ***	Account Balance	Donations for current Fiscal Year
			Number of times on status quo within last two years	If below 15 members appears				If net loss is greater than 20% appears			If no report in 3 months appears	When more than one year appears in	Number of repeat terms	Notes the officers that do not have an active	If no report at 12 months appears in red		
16253	JULIACA	12/05/1949	Active(1)	27	6	8	-2	-6.90%	30	8	0			N	0	90+ Days	\$160.00
	Exc Award (06/30/2023)																
127246	Juliaca Perla del Altiplano	05/12/2016	Active(1)	14	3	12	-9	-39.13%	17	3	3			N	0		\$40.00
	Exc Award (06/30/2018, 06/30/2024)																
134427	Juliaca Serpentina Roja	06/21/2018	Active	11	0	0	0	0.00%	12		9			N	4	90+ Days	\$40.00
63897	LA CONVENCION	01/18/2001	Active	16	0	0	0	0.00%	16		0			N	2	90+ Days	
	Exc Award (06/30/2024)																
64796	LUREN CAMANA	11/13/2001	Active(2)	28	4	3	1	3.70%	27	18	3			N	3		\$1,050.00
	Exc Award (06/30/2020)																
98570	MACHUPICCHU	02/15/2007	Active(1)	58	2	6	-4	-6.45%	66	10	1			N	0		\$30.00
	Exc Award (06/30/2019, 06/30/2021, 06/30/2024)																
16256	MOLLENDO	12/05/1949	Active	26	4	2	2	8.33%	24	4	0		2		3		
	Exc Award (06/30/2021)													M,VP,SC			
16257	MOQUEGUA	02/18/1964	Active	51	7	4	3	6.25%	47	5	0			N	0		\$430.00
	Exc Award (06/30/2018, 06/30/2023, 06/30/2024)																
141369	Peru Experiencia de Vida	06/18/2020	Active(2)	15	0	1	-1	-6.25%	21	4	3			N	1		\$1,440.00
	Exc Award (06/30/2021, 06/30/2023)																
110900	PUERTO MALDONADO	04/26/2011	Active(4)	25	26	24	2	8.70%	23	9	1		3	R	1		
	MADRE DE DIOS																
16261	PUNO	11/15/1949	Active	41	0	2	-2	-4.65%	44	12	3			N	4	90+ Days	\$865.00
	Exc Award (06/30/2018, 06/30/2019, 06/30/2020, 06/30/2024)																
118430	PUNO CIUDAD DE PLATA	12/11/2012	Active(2)	12	14	15	-1	-7.69%	13	5	2		2		3		
	Exc Award (06/30/2018, 06/30/2021)													M,VP,SC			
144669	Puno Huajsapata	12/30/2020	Active(2)	10	0	0	0	0.00%	10		10	1	None		4	90+ Days	
														P,S,T,M,VP			
139275	Puno Lago Titicaca	08/02/2019	Cancelled(6*)	0	0	4	-4	-100.00%	10	3	3	1	None		18	90+ Days	
	Exc Award (06/30/2020, 06/30/2023)													P,S,T,M,VP			
64717	PUNO SHALOM	10/15/2001	Active	21	0	0	0	0.00%	21		3				3	90+ Days	\$1,900.00
	Exc Award (06/30/2018, 06/30/2020, 06/30/2024)													VP			
16262	QUILLABAMBA	01/30/1964	Active(2)	15	0	0	0	0.00%	15		6			N	3	90+ Days	
														M,SC			



Club Health Assessment for District H 2 through March 2025

			Status	Membership							Reports					Finance		LCIF
Club Number	Club Name	Charter Date		Current Member Count	YTD Members Added	YTD Members Dropped	YTD Net Growth	YTD Net Growth%	Member Count 12 Months Ago	Avg. length of service for dropped members	Months Since Last MMR ***	Yrs. Since Last Officer Report	President Rotation	Vice President Reported ****	Months Since Last Activity Report ***	Account Balance	Donations for current Fiscal Year	
			Number of times on status quo within last two years	If below 15 members appears					If net loss is greater than 20% appears			If no report in 3 months appears in	When more than one year appears in	Number of repeat terms	Notes the officers that do not have an active	If no report at 12 months appears in red		
Exc Award (06/30/2020)																		
152793	Santa Rita de Sigwas	10/12/2022	Active	14	0	6	-6	-30.00%	24	2	2				M,VP,SC	5	90+ Days	\$1,030.00
16265	TACNA	11/16/1951	Active(1)	47	6	1	5	11.90%	37	0	2			N	M,SC	0		\$470.00
Exc Award (06/30/2020, 06/30/2023)																		
99665	TACNA LA HEROICA	06/18/2007	Active(1)	17	0	0	0	0.00%	19		9			N		0		\$1,080.00
Exc Award (06/30/2018, 06/30/2021)																		
65371	TACNA LOS GRANADOS	05/28/2002	Active	52	0	3	-3	-5.45%	46	1	0			N		0		\$1,760.00
Exc Award (06/30/2018, 06/30/2020, 06/30/2021)																		
125446	Villa El Pedregal - Majes	08/04/2015	Active	28	0	4	-4	-12.50%	37	2	3			N	VP	3		\$3,800.00
Exc Award (06/30/2019, 06/30/2020, 06/30/2021)																		
16268	YANAHUARA-UMACOLLO	09/27/1973	Active(3)	12	2	0	2	20.00%	12		4			N	M,SC	3	90+ Days	\$10.00
Exc Award (06/30/2021)																		

Clubs Cancelled Previous Fiscal Year – Clubs Cancelled within last 12 months may be reinstated

Club Number	Club Name	Charter Date	Current Status*	Cancellation Date
141867	Cusco T Ikariq	06/29/2020	Cancelled(8*)	08/29/2023
148099	Puno Central	08/25/2021	Cancelled(8*)	01/29/2024

Current Total Clubs Count	YTD New Clubs Count	YTD Cancelled Clubs Count	YTD Net Club Gain	Current Total Members Count	YTD Add	YTD Drop	YTD Net Growth	YTD Net Growth %	Member Count 12 Months Ago	Average Member Count Per Club	% of Clubs with less than 20 members	% No MMR in 3 Months	% No Officer Report in 12 Months	% of Clubs with balance 90+ days	Number of Clubs in Status Quo	% Status Quo Clubs in Financial Suspension	Number of Cancelled Clubs	Average Cancelled Club Age	Members Lost Due to Cancellation	% of Clubs Cancelled for Non-Financial Reasons
67	4	3	1	1,561	285	238	47	3.10%	1,530	23	39%	43%	1%	43%	0	0%	3	7	13	0%

* - P - Priority Club. Cancellation Reasons: 1-Objectives/conduct, 2-Non-active club, 5-Non-existing club, 6-Disbanding, 7-Merger, 8-Financial Suspension, 9-District/Multiple District Dues.

** - Abbreviation: P-President, S-Secretary, T-Treasurer, M-Member Chairperson, VP-First Vice President, MC-Communications Chairperson, SC-Service Chairperson

*** - Abbreviation: N/R - Never reported using the Lions Clubs website, N/A - Not applicable, No password registered for the Lions Clubs website.

**** - Abbreviation: N - New, IP - Immediate Past, R - Repeat.



Club Health Assessment for District H 3 through March 2025

			Status	Membership							Reports					Finance		LCIF
Club Number	Club Name	Charter Date		Current Member Count	YTD Members Added	YTD Members Dropped	YTD Net Growth	YTD Net Growth%	Member Count 12 Months Ago	Avg. length of service for dropped members	Months Since Last MMR ***	Yrs. Since Last Officer Report	President Rotation	Vice President Reported ****	Months Since Last Activity Report ***	Account Balance	Donations for current Fiscal Year	
			Number of times on status quo within last two years	If below 15 members appears	If net loss is greater than 20% appears					If no report in 3 months appears in		When more than one year appears in	Number of repeat terms	Notes the officers that do not have an active	If no report at 12 months appears in red			
Clubs less than two years old																		
179536	Chilca Canete	11/08/2024	Active	21	21	0	21	100.00%	0		3			M,VP,SC	N/R	90+ Days		
154901	Huancayo Lions Green	06/22/2023	Cancelled(8*)	0	0	20	-20	-100.00%	20	2	0		None	P,S,T,M,VP SC	N/A	90+ Days		
154902	Huancayo Santa Barbara	06/26/2023	Cancelled(8*)	0	0	20	-20	-100.00%	20	2	0		None	P,S,T,M,VP SC	N/R	90+ Days		
178966	Ica Corazon de Leon	02/10/2025	Newly Chartered	20	20	0	20	100.00%	0		1			M,VP,SC	N/R			
180205	Ica La Achirana del Inca	12/30/2024	Active	22	22	0	22	100.00%	0		3			M,VP,SC	N/R	90+ Days		
172510	Lima Estrella de Italia	06/24/2024	Active	21	3	2	1	5.00%	0	1	1			M,VP,SC	0			
154151	Lima Nuevo San Juan	04/26/2023	Active	11	5	13	-8	-42.11%	17	2	2			M,VP,SC	5	90+ Days	\$90.00	
Exc Award (06/30/2023)																		
172548	Lunahuana	06/24/2024	Active(1)	20	0	0	0	0.00%	0		9		2	M,VP,SC	N/R			
154082	Lurigancho Villa del Sol	05/15/2023	Cancelled(8*)	0	0	11	-11	-100.00%	11	3	3	1	None	P,S,T,M,VP SC	N/R	90+ Days		
Exc Award (06/30/2023)																		
179583	Salamanca Senor de los Milagros	11/12/2024	Active	20	25	5	20	100.00%	0	3	0		3	VP,SC	0	90+ Days		
155752	San Isidro El Golf	09/12/2023	Active(1)	11	2	12	-10	-47.62%	20	1	2		2	R SC	1			
157709	Santiago de Surco Sin Fronteras	03/20/2024	Active	49	0	1	-1	-2.00%	20	1	0			S,M,VP,SC	9	90+ Days		
172236	Surco Del Valle	06/14/2024	Active	33	1	0	1	3.13%	0		0			M,VP,SC	N/R			
156032	Surco Sin Fronteras	09/27/2023	Active	25	0	5	-5	-16.67%	20	1	0			M,VP,SC	1		\$100.00	
Exc Award (06/30/2024)																		
Clubs more than two years old																		
37820	ATE VITARTE	12/19/1979	Active(1)	5	0	0	0	0.00%	5		2	1	None	P,S,T,M,VP SC	11	90+ Days		
16270	BARRANCO	11/14/1957	Active	23	3	2	1	4.55%	22	17	0			N	0		\$1,230.00	
Exc Award (06/30/2017, 06/30/2019, 06/30/2020)																		
31642	CANETE	01/30/1976	Active(1)	35	3	1	2	6.06%	33	27	2			N P,SC	12		\$10.00	
16273	CHACLACAYO	10/07/1960	Active(1)	16	0	0	0	0.00%	18		8		2	T,M,VP,SC	3	90+ Days		
100261	CHINCHA VILLA DE ALMAGRO	09/25/2007	Active(1)	11	0	0	0	0.00%	13		9		4	S,T,M,VP,SC	24+	90+ Days		



Club Health Assessment for District H 3 through March 2025

			Status	Membership							Reports					Finance		LCIF
Club Number	Club Name	Charter Date		Current Member Count	YTD Members Added	YTD Members Dropped	YTD Net Growth	YTD Net Growth%	Member Count 12 Months Ago	Avg. length of service for dropped members	Months Since Last MMR ***	Yrs. Since Last Officer Report	President Rotation	Vice President Reported ****	Months Since Last Activity Report ***	Account Balance	Donations for current Fiscal Year	
			Number of times on status quo within last two years	If below 15 members appears					If net loss is greater than 20% appears		If no report in 3 months appears in	When more than one year appears in	Number of repeat terms	Notes the officers that do not have an active	If no report at 12 months appears in red			
Exc Award (06/30/2017)																		
123534	Chorrillos Ciudad Heroica	11/03/2014	Active	20	3	0	3	17.65%	17		3			N	VP	1	90+ Days	
Exc Award (06/30/2021, 06/30/2023, 06/30/2025)																		
16275	CHOSICA	11/21/1963	Active	20	2	0	2	11.11%	18		5		2	N	P,M,SC	12	90+ Days	
Exc Award (06/30/2018, 06/30/2022)																		
16276	CIENEGUILLA	10/08/1971	Active(2)	13	0	0	0	0.00%	13		13		3	R		24+	90+ Days	
Exc Award (06/30/2017)																		
143926	Concepción	12/09/2020	Active(1)	13	2	0	2	18.18%	11		2				S,M,VP,SC	0	90+ Days	
142852	EL TAMBO	09/04/2020	Cancelled(8*)	0	0	3	-3	-100.00%	3	3	3		None		P,S,T,M,VP SC	21	90+ Days	
64956	GIRASOLES	01/30/2002	Active(2)	13	1	5	-4	-23.53%	18	3	3			R	S,M,VP,SC	9	90+ Days	
Exc Award (06/30/2017, 06/30/2020, 06/30/2025)																		
149131	Huachipa Santa Teresa de Calcuta	12/03/2021	Active(2)	23	2	0	2	9.52%	20		2			N	M,SC	5	90+ Days	
140965	Huancayo	06/18/2020	Active(2)	20	8	10	-2	-9.09%	25	3	2			N	M,SC	8		
Exc Award (06/30/2022, 06/30/2023)																		
140381	Huancayo Hatun Sonqo	04/24/2020	Cancelled(8*)	0	0	24	-24	-100.00%	24	3	3	1	None		P,S,T,M,VP SC	20	90+ Days	
Exc Award (06/30/2023)																		
107913	HUANCAYO MADRE TERESA DE CALCUTA	03/25/2010	P- Active	5	0	1	-1	-16.67%	6	1	3				M,VP,SC	0	90+ Days	
152557	Huancayo Perú Inka Solidario	09/01/2022	Active(1)	11	8	1	7	175.00%	13	0	2			N		N/R	90+ Days	
16248	HUANCAYO SAN CARLOS	08/25/1971	Active	62	12	6	6	10.71%	60	3	0				M,VP,SC	0	90+ Days	
Exc Award (06/30/2021, 06/30/2022, 06/30/2025)																		
55562	HUANCAYO SAN FRANCISCO	04/15/1994	Active(2)	22	0	0	0	0.00%	22		2				VP,SC	2	90+ Days	
Exc Award (06/30/2023)																		
152827	Huancayo Sol Solidario	11/01/2022	Active(2)	16	2	0	2	14.29%	14		2		3		S,T,M,VP,SC	13	90+ Days	
16250	ICA	02/21/1948	Active(1)	28	4	2	2	7.69%	26	8	1			N	SC	4		
Exc Award (06/30/2022)																		
142629	Ica Las Dunas	08/14/2020	Cancelled(8*)	0	0	4	-4	-100.00%	4	3	3		None		P,S,T,M,VP SC	24+	90+ Days	
151390	Ica Orovilca	06/20/2022	Cancelled(6*)	0	0	12	-12	-100.00%	12	2	1	1	None		P,S,T,M,VP SC	24+	90+ Days	



Club Health Assessment for District H 3 through March 2025

			Status	Membership								Reports					Finance		LCIF
Club Number	Club Name	Charter Date		Current Member Count	YTD Members Added	YTD Members Dropped	YTD Net Growth	YTD Net Growth%	Member Count 12 Months Ago	Avg. length of service for dropped members	Months Since Last MMR ***	Yrs. Since Last Officer Report	President Rotation	Vice President Reported ****	Months Since Last Activity Report ***	Account Balance	Donations for current Fiscal Year		
			Number of times on status quo within last two years	If below 15 members appears				If net loss is greater than 20% appears			If no report in 3 months appears in	When more than one year appears in	Number of repeat terms	Notes the officers that do not have an active	If no report at 12 months appears in red				
146513	Ica San Francisco de Asis	06/04/2021	Active(1)	5	1	3	-2	-28.57%	7	2	0			IP	SC	3			
127707	Ica Señor de Luren	05/31/2016	Cancelled(8*)	0	0	10	-10	-100.00%	10	7	3	1	None		P,S,T,M,VP SC	20	90+ Days		
136474	Ica Sol Eterno	09/20/2018	Active(1)	14	0	0	0	0.00%	15		9				S,T,M,VP,SC	10			
Exc Award (06/30/2020, 06/30/2023)																			
148183	Ica Villa de Valverde	09/07/2021	Active(3)	2	0	2	-2	-50.00%	2	3	8				M,VP,SC	24			
121445	Ica-Huacachina	02/25/2014	Active(1)	27	0	0	0	0.00%	26		10			N		3			
Exc Award (06/30/2021, 06/30/2023)																			
140552	Jauja	01/23/2020	Active(1)	4	0	0	0	0.00%	4		11	1	None		P,S,T,M,VP SC	24+	90+ Days		
128055	La Merced Chanchamayo	06/30/2016	Active(1)	5	0	3	-3	-37.50%	8	6	3		None		P,M,VP,SC	15			
27991	LA MOLINA	01/24/1974	Active(1)	14	2	6	-4	-22.22%	25	6	0				M,VP,SC	4	90+ Days		
Exc Award (06/30/2020)																			
120824	La Molina "Leon de Corazon"	12/03/2013	Active	24	4	3	1	4.35%	12	2	0				M,VP,SC	0			
Exc Award (06/30/2017, 06/30/2018, 06/30/20)																			
82464	LA MOLINA LA CAPILLA	05/26/2004	Active	15	2	1	1	7.14%	14	7	2		2		M,VP,SC	0	90+ Days \$84.00		
Exc Award (06/30/2017, 06/30/2020, 06/30/20)																			
61337	LA MOLINA LA PLANICIE	12/09/1998	Active	6	0	0	0	0.00%	15		7				VP,SC	8	90+ Days		
46480	LA MOLINA NORTE	07/23/1986	Active(1)	24	6	0	6	33.33%	20		1				VP,SC	5	90+ Days \$20.00		
Exc Award (06/30/2017, 06/30/2020, 06/30/20)																			
99574	LA MOLINA PADRE HUBERT LANSSIERS	06/11/2007	Active	30	3	0	3	11.11%	27		5			R		0	\$100.00		
Exc Award (06/30/2018, 06/30/2020, 06/30/20)																			
65499	LA MOLINA SANTA PATRICIA	06/11/2002	Active	18	0	2	-2	-10.00%	22	5	3			N	VP	2			
Exc Award (06/30/2023, 06/30/2024)																			
151537	La Molina Sin Fronteras	06/27/2022	Active	28	4	3	1	3.70%	27	4	0			N	SC	0			
Exc Award (06/30/2023)																			
16254	LA OROYA	11/13/1953	Active	30	0	1	-1	-3.23%	31	15	0		2	N	SC	0	\$150.00		
50977	LIMA CAMACHO DE LA MOLINA	10/12/1990	Active	4	0	0	0	0.00%	6		9		2		M,VP,SC	24+	90+ Days		
57547	LIMA LA RECOLETA	11/14/1995	Active	18	0	3	-3	-14.29%	22	24	1		2		VP,SC	1			



Club Health Assessment for District H 3 through March 2025

			Status	Membership							Reports					Finance		LCIF
Club Number	Club Name	Charter Date		Current Member Count	YTD Members Added	YTD Members Dropped	YTD Net Growth	YTD Net Growth%	Member Count 12 Months Ago	Avg. length of service for dropped members	Months Since Last MMR ***	Yrs. Since Last Officer Report	President Rotation	Vice President Reported ****	Months Since Last Activity Report ***	Account Balance	Donations for current Fiscal Year	
			Number of times on status quo within last two years	If below 15 members appears				If net loss is greater than 20% appears			If no report in 3 months appears in	When more than one year appears in	Number of repeat terms	Notes the officers that do not have an active	If no report at 12 months appears in red			
Exc Award (06/30/2018, 06/30/2022, 06/30/2025)	88405 LIMA LAS LOMAS DE SURCO	05/24/2005	Active	19	0	0	0	0.00%	19		9			N	VP,SC	2	90+ Days	
Exc Award (06/30/2017, 06/30/2020, 06/30/2025)	92388 LIMA PAPA JUAN PABLO II	12/20/2005	Active	13	0	0	0	0.00%	13		12		2		M,VP,SC	0		
Exc Award (06/30/2016, 06/30/2017, 06/30/2025)	148801 Marcona Bicentenario	11/02/2021	Active	16	2	3	-1	-5.88%	17	3	0				VP	7	90+ Days	
54397 MARCONA PUERTO SAN JUAN DE MARCONA		04/27/1993	Active	55	2	4	-2	-3.51%	57	4	0			N	SC	0		\$285.00
Exc Award (06/30/2017, 06/30/2020, 06/30/2025)	16288 MIRAFLORES	07/08/1954	Active	21	3	1	2	10.53%	17	11	3				IP	0		\$610.00
Exc Award (06/30/2020, 06/30/2021, 06/30/2025)	131686 Miraflores Innovador del Centenario	06/27/2017	Active(2)	21	1	0	1	5.00%	7		8		2		VP,SC	0		
Exc Award (06/30/2020, 06/30/2021)	118985 MIRAFLORES PERU FRATERNAL	03/20/2013	Active	30	2	1	1	3.45%	29	7	5			N	M	0		
Exc Award (06/30/2020, 06/30/2021, 06/30/2025)	16289 MIRAFLORES SAN ANTONIO	09/16/1961	Active	31	1	0	1	3.33%	32		6			R	M	0		\$440.00
Exc Award (06/30/2021)	37160 MONTEERRICO	05/29/1979	Active(1)	18	0	2	-2	-10.00%	19	21	3			N	P,S,M,VP,SC	1	90+ Days	\$100.00
Exc Award (06/30/2022, 06/30/2023)	36382 MONTEERRICO-NORTE	12/19/1978	Active(1)	41	5	15	-10	-19.61%	44	2	1		2	R	M	0		\$1,030.00
Exc Award (06/30/2016, 06/30/2017, 06/30/2025)	82729 NASCA LINES	06/29/2004	Active	27	2	4	-2	-6.90%	29	2	3			N	M	4		\$20.00
Exc Award (06/30/2020, 06/30/2024)	106577 NASCA MARIA REICHE NEWMAN	09/22/2009	Active	49	3	2	1	2.08%	46	5	0			N		0		\$200.00
Exc Award (06/30/2016, 06/30/2017, 06/30/2025)	123539 Nasca San Francisco de Asis	11/03/2014	Active	25	2	4	-2	-7.41%	27	6	3			N		1		\$200.00
Exc Award (06/30/2017, 06/30/2018, 06/30/2025)	143632 Oxapampa	11/16/2020	Active	3	0	0	0	0.00%	6		9				T,M,VP,SC	15		
	144014 Pasco Villa Minera	12/14/2020	Active(3)	7	0	1	-1	-12.50%	8	4	4				M,VP,SC	3	90+ Days	



Club Health Assessment for District H 3 through March 2025

			Status	Membership							Reports					Finance		LCIF
Club Number	Club Name	Charter Date		Current Member Count	YTD Members Added	YTD Members Dropped	YTD Net Growth	YTD Net Growth%	Member Count 12 Months Ago	Avg. length of service for dropped members	Months Since Last MMR ***	Yrs. Since Last Officer Report	President Rotation	Vice President Reported ****	Months Since Last Activity Report ***	Account Balance	Donations for current Fiscal Year	
			Number of times on status quo within last two years	If below 15 members appears				If net loss is greater than 20% appears			If no report in 3 months appears in	When more than one year appears in	Number of repeat terms	Notes the officers that do not have an active	If no report at 12 months appears in red			
16260	PISCO	07/19/1963	Active	12	6	2	4	50.00%	8	0	3			N	M,SC	3	90+ Days	
16298	SALAMANCA MONTEERRICO	01/20/1964	Active	18	0	2	-2	-10.00%	22	9	1			N	SC	0	90+ Days	\$935.00
Exc Award (06/30/2018, 06/30/2021, 06/30/2024)																		
142133	Salamanca Sin Fronteras	07/10/2020	Active	49	5	4	1	2.08%	16	5	1		2		M,VP,SC	0		
Exc Award (06/30/2024)																		
16309	SAN BORJA	02/23/1972	Active	25	4	1	3	13.64%	22	2	2			N	M	0		
Exc Award (06/30/2020, 06/30/2022, 06/30/2024)																		
150710	San Borja Bicentenario	05/09/2022	Active(1)	8	0	1	-1	-11.11%	16	2	5			R	SC	19	90+ Days	
58368	SAN BORJA GUSTAVO LUNA DEMUTTI	06/06/1996	Active	13	0	2	-2	-13.33%	15	23	2			N		0	90+ Days	
Exc Award (06/30/2017, 06/30/2023, 06/30/2024)																		
142573	San Borja Limatambo	08/10/2020	Active	16	2	3	-1	-5.88%	18	3	3		2	N	SC	1		\$20.00
Exc Award (06/30/2021, 06/30/2022, 06/30/2024)																		
137141	San Borja Mas Allá del Horizonte	01/09/2019	Active	7	2	0	2	40.00%	8		0				T,VP	3		
Exc Award (06/30/2023)																		
16307	SAN BORJA PAPA JUAN XXIII	06/12/1972	Active	37	3	5	-2	-5.13%	41	13	0			N	M,SC	0		\$1,920.00
Exc Award (06/30/2018, 06/30/2019, 06/30/2024)																		
82879	SAN BORJA ROSE AMANDA JONES	06/28/2004	Active	14	4	3	1	7.69%	11	3	2			N	M,SC	1	90+ Days	
Exc Award (06/30/2021, 06/30/2023, 06/30/2024)																		
88676	SAN BORJA SUR	06/29/2005	Active	10	0	0	0	0.00%	12		9		2	N		0		
Exc Award (06/30/2021, 06/30/2023)																		
135979	San Borja Virgen De Guadalupe	07/17/2018	Active	15	0	1	-1	-6.25%	16	5	3			IP		1	90+ Days	
16296	SAN ISIDRO CORPAC	03/28/1973	Active(1)	14	0	0	0	0.00%	16		0			R		12	90+ Days	
Exc Award (06/30/2020, 06/30/2021)																		
136284	San Juan Bautista de Lurigancho	08/22/2018	Cancelled(8*)	0	20	20	0	0.00%	0	4	6		None		P,S,T,M,VP SC	15	90+ Days	
Exc Award (06/30/2021)																		
29765	SAN RAMON	08/23/1974	Active(2)	2	0	0	0	0.00%	3		9		4		T,VP,SC	N/R		
16302	SANTA ANITA	06/13/1967	Active	12	2	0	2	20.00%	10		2				M,VP,SC	3	90+ Days	



Club Health Assessment for District H 3 through March 2025

			Status	Membership							Reports					Finance		LCIF
Club Number	Club Name	Charter Date		Current Member Count	YTD Members Added	YTD Members Dropped	YTD Net Growth	YTD Net Growth%	Member Count 12 Months Ago	Avg. length of service for dropped members	Months Since Last MMR ***	Yrs. Since Last Officer Report	President Rotation	Vice President Reported ****	Months Since Last Activity Report ***	Account Balance	Donations for current Fiscal Year	
			Number of times on status quo within last two years	If below 15 members appears				If net loss is greater than 20% appears			If no report in 3 months appears in	When more than one year appears in	Number of repeat terms	Notes the officers that do not have an active	If no report at 12 months appears in red			
83135	SANTA ANITA LOS FICUS	07/30/2004	Active	20	0	0	0	0.00%	9		9			N	S,M	3	90+ Days	
	Exc Award (06/30/2021, 06/30/2024)																	
65187	SANTA MARIA DE HUACHIPA	04/16/2002	Active	42	2	3	-1	-2.33%	68	11	3			R	VP,SC	0		
	Exc Award (06/30/2017, 06/30/2018, 06/30/20																	
123893	Santa Maria de Huachipa Ecologico	01/12/2015	Active	10	0	0	0	0.00%	12		3				M,VP,SC	3	90+ Days	
	Exc Award (06/30/2017)																	
16303	SANTIAGO DE SURCO	09/28/1962	Active	14	0	4	-4	-22.22%	18	2	3		2		M,VP,SC	17		
52183	SANTIAGO DE SURCO LOS PROCERES	11/20/1991	Active	2	0	0	0	0.00%	2		12		14		S,T,M,VP,SC	15		
131069	Santiago de Surco Los Viñedos	05/22/2017	Active	13	0	0	0	0.00%	13		12			N	S	15	90+ Days	
137193	Surco Escalando Nuevas Montañas	01/17/2019	Active	24	0	3	-3	-11.11%	26	6	3			N	T,M,SC	0	90+ Days	
	Exc Award (06/30/2020, 06/30/2021, 06/30/20																	
139199	Surco Fortaleza	07/11/2019	Active(1)	5	0	5	-5	-50.00%	10	4	8				VP	1		
	Exc Award (06/30/2020, 06/30/2021, 06/30/20																	
64673	SURCO INTEGRACION	09/13/2001	Active	8	1	0	1	14.29%	7		2			N	SC	7	90+ Days	
	Exc Award (06/30/2021)																	
33141	SURCO LA CAPULLANA	12/27/1976	Active	13	0	0	0	0.00%	16		10				M,VP,SC	14	90+ Days	
	Exc Award (06/30/2017, 06/30/2020, 06/30/20																	
63630	SURCO LOMA AMARILLA	10/24/2000	Active	18	1	0	1	5.88%	18		3			N		2		\$115.92
	Exc Award (06/30/2016, 06/30/2017, 06/30/20																	
32802	SURCO LOS ROSALES	10/18/1976	Active	25	0	0	0	0.00%	25		11		2	R		1		\$480.00
	Exc Award (06/30/2020, 06/30/2023, 06/30/20																	
116496	SURCO PADRE CESAR RIVERA	04/02/2012	Active	13	0	0	0	0.00%	13		9		6		S,M,VP,SC	5	90+ Days	
	Exc Award (06/30/2016)																	
34094	SURCO VALLE HERMOSO	06/27/1977	Active	23	1	1	0	0.00%	24	3	2		2	R		0		\$200.00
	Exc Award (06/30/2016, 06/30/2017, 06/30/20																	
125822	Surco Virgen del Carmen	09/23/2015	Active	20	1	1	0	0.00%	21	3	1		2	N		1		
	Exc Award (06/30/2021, 06/30/2022, 06/30/20																	



Club Health Assessment for District H 3 through March 2025

			Status	Membership							Reports					Finance	LCIF
Club Number	Club Name	Charter Date		Current Member Count	YTD Members Added	YTD Members Dropped	YTD Net Growth	YTD Net Growth%	Member Count 12 Months Ago	Avg. length of service for dropped members	Months Since Last MMR ***	Yrs. Since Last Officer Report	President Rotation	Vice President Reported ****	Months Since Last Activity Report ***	Account Balance	Donations for current Fiscal Year
			Number of times on status quo within last two years	If below 15 members appears				If net loss is greater than 20% appears			If no report in 3 months appears in	When more than one year appears in	Number of repeat terms		Notes the officers that do not have an active	If no report at 12 months appears in red	
147544	Surquillo Bicentenario Libertad Universal	07/12/2021	Active	28	5	0	5	21.74%	23		3			M,VP,SC	4	90+ Days	\$1,000.00
144469	Tarma	12/28/2020	Active(2)	4	0	1	-1	-20.00%	7	4	3			M,VP,SC	N/R	90+ Days	

Clubs Cancelled Previous Fiscal Year – Clubs Cancelled within last 12 months may be reinstated

Club Number	Club Name	Charter Date	Current Status*	Cancellation Date
77971	SAN ISIDRO EL OLIVAR	12/18/2003	Cancelled(6*)	06/29/2024
149204	Satipo	01/05/2022	Cancelled(8*)	01/29/2024

Current Total Clubs Count	YTD New Clubs Count	YTD Cancelled Clubs Count	YTD Net Club Gain	Current Total Members Count	YTD Add	YTD Drop	YTD Net Growth	YTD Net Growth %	Member Count 12 Months Ago	Average Member Count Per Club	% of Clubs with less than 20 members	% No MMR in 3 Months	% No Officer Report in 12 Months	% of Clubs with balance 90+ days	Number of Clubs in Status Quo	% Status Quo Clubs in Financial Suspension	Number of Cancelled Clubs	Average Cancelled Club Age	Members Lost Due to Cancellation	% of Clubs Cancelled for Non-Financial Reasons
93	4	9	-5	1,787	253	296	-43	-2.35%	1,734	19	54%	54%	2%	49%	0	0%	9	6	124	0%

* - P - Priority Club. Cancellation Reasons: 1-Objectives/conduct, 2-Non-active club, 5-Non-existing club, 6-Disbanding, 7-Merger, 8-Financial Suspension, 9-District/Multiple District Dues.

** - Abbreviation: P-President, S-Secretary, T-Treasurer, M-Member Chairperson, VP-First Vice President, MC-Communications Chairperson, SC-Service Chairperson

*** - Abbreviation: N/R - Never reported using the Lions Clubs website, N/A - Not applicable, No password registered for the Lions Clubs website.

**** - Abbreviation: N - New, IP - Immediate Past, R - Repeat.



Club Health Assessment for District H 4 through March 2025

			Status	Membership							Reports					Finance	LCIF	
Club Number	Club Name	Charter Date		Current Member Count	YTD Members Added	YTD Members Dropped	YTD Net Growth	YTD Net Growth%	Member Count 12 Months Ago	Avg. length of service for dropped members	Months Since Last MMR ***	Yrs. Since Last Officer Report	President Rotation	Vice President Reported ****	Months Since Last Activity Report ***	Account Balance	Donations for current Fiscal Year	
			Number of times on status quo within last two years	If below 15 members appears					If net loss is greater than 20% appears			If no report in 3 months appears in	When more than one year appears in	Number of repeat terms	Notes the officers that do not have an active	If no report at 12 months appears in red		
Clubs less than two years old																		
179251	Callao Dejando Huellas	11/19/2024	Active	23	23	0	23	100.00%	0		4				M,VP,SC	N/R	90+ Days	
171948	Carabayllo Cristo Moreno de los Milagros	06/25/2024	Active	17	0	7	-7	-29.17%	0	1	3		None		P,S,T,M,VP SC	1	90+ Days	
174963	Lima Circulo Solidario	12/20/2024	Active	20	40	20	20	100.00%	0	1	3		2		M,VP,SC	N/R	90+ Days	
172213	Lima Pedro Paulet Mostajo	06/24/2024	Active	24	7	8	-1	-4.00%	0	0	3		2	R	M,SC	2	90+ Days	\$10.00
154841	Lima Renacer	06/22/2023	Active	15	1	7	-6	-28.57%	19	1	0		2	N	M,SC	3	90+ Days	\$10.00
154792	Lima Servicio Nuestra Virtud y Fortaleza	06/22/2023	Cancelled(8*)	0	2	39	-37	-100.00%	39	1	0		None		P,S,T,M,VP SC	5	90+ Days	
155966	Magdalena Don Bosco	09/14/2023	Active	35	13	7	6	20.69%	33	1	0			N	T	0		\$10.00
156614	Rioja Uniendo Corazones	11/09/2023	Active	18	6	8	-2	-10.00%	23	1	3		2	N		N/R	90+ Days	
Clubs more than two years old																		
29218	BELLAVISTA-SAN JOSE Exc Award (06/30/2019)	04/30/1974	Active	49	21	1	20	68.97%	31	48	0			N	VP	3		\$30.00
16196	CALLAO Exc Award (06/30/2017, 06/30/2018, 06/30/20)	06/18/1949	Active	24	1	1	0	0.00%	24	3	0			IP		5		\$20.00
144735	Callao San Antonio Inka	12/30/2020	Active(1)	20	0	2	-2	-9.09%	21	4	4		2	N	SC	0		
34095	CANTO GRANDE Exc Award (06/30/2017, 06/30/2018, 06/30/20)	06/27/1977	Active	33	0	0	0	0.00%	31		5			N		0		\$1,988.00
88424	CARABAYLLO Exc Award (06/30/2017, 06/30/2021, 06/30/20)	05/25/2005	Active	35	3	4	-1	-2.78%	32	3	2			N	SC	1		\$60.00
31810	COMAS Exc Award (06/30/2021, 06/30/2022, 06/30/20)	03/03/1976	Active	42	9	3	6	16.67%	40	9	0			R		0		\$1,413.00
16213	IQUITOS Exc Award (06/30/2017)	04/04/1953	Active	56	2	1	1	1.82%	57	5	2				M,VP,SC	3		
130978	Iquitos Centenario Eleodoro Vilcarromero Vega Exc Award (06/30/2021)	05/17/2017	Active(1)	13	2	6	-4	-23.53%	17	3	6			N	S	0	90+ Days	
82425	IQUITOS LAS BROMELIAS Exc Award (06/30/2021, 06/30/2023, 06/30/20)	05/25/2004	Active	53	2	2	0	0.00%	51	4	2			R	VP	0		



Club Health Assessment for District H 4 through March 2025

			Status	Membership							Reports					Finance		LCIF
Club Number	Club Name	Charter Date		Current Member Count	YTD Members Added	YTD Members Dropped	YTD Net Growth	YTD Net Growth%	Member Count 12 Months Ago	Avg. length of service for dropped members	Months Since Last MMR ***	Yrs. Since Last Officer Report	President Rotation	Vice President Reported ****	Months Since Last Activity Report ***	Account Balance	Donations for current Fiscal Year	
			Number of times on status quo within last two years	If below 15 members appears					If net loss is greater than 20% appears			If no report in 3 months appears in	When more than one year appears in	Number of repeat terms	Notes the officers that do not have an active	If no report at 12 months appears in red		
140930	Iquitos Maravilla Del Mundo- Rio Amazonas Exc Award (06/30/2023)	03/09/2020	Active	17	11	8	3	21.43%	15	2	3			N	3	90+ Days		
50283	IQUITOS SAN JUAN DE MIRAFLORES Exc Award (06/30/2018, 06/30/2023)	03/16/1990	Active	40	3	4	-1	-2.44%	41	7	3			N	VP	2		
16285	JESUS MARIA Exc Award (06/30/2017, 06/30/2018, 06/30/20	08/27/1961	Active	29	3	0	3	11.54%	27		0			N		0	\$45.50	
132766	Jesus Maria Nuevo Centenario Exc Award (06/30/2018, 06/30/2021, 06/30/20	09/29/2017	Active	21	10	2	8	61.54%	12	2	2			R		3	\$310.00	
63206	JESUS MARIA NUEVO MILENIO Exc Award (06/30/2017, 06/30/2018, 06/30/20	05/22/2000	Active	23	0	4	-4	-14.81%	25	1	3			N		0	\$320.00	
152435	Juanjui Exc Award (06/30/2023)	08/26/2022	Active	22	0	0	0	0.00%	22		6			N	M	6	90+ Days	
16281	LA VICTORIA Exc Award (06/30/2023, 06/30/2024)	03/10/1961	Active	20	1	0	1	5.26%	17		7			R		3	\$30.00	
16282	LA VICTORIA BALCONCIL	06/03/1966	Active(1)	11	0	2	-2	-15.38%	11	17	0			N	M,VP,SC	7	\$730.00	
16283	LA VICTORIA SAN CATALINA Exc Award (06/30/2023)	01/24/1974	Active	16	0	6	-6	-27.27%	23	4	3			N		0		
16284	LIMA Exc Award (06/30/2020, 06/30/2023)	10/23/1944	Active	20	15	5	10	100.00%	12	0	2			N	M,SC	0		
139368	Lima Alborada Exc Award (06/30/2020, 06/30/2021, 06/30/20	08/08/2019	Active	24	3	2	1	4.35%	20	3	3			N		0	\$20.00	
143483	Lima Bicentenario Killary	11/13/2020	Active	10	2	4	-2	-16.67%	13	1	3		2	N	SC	0		
124687	Lima Centenario Aricma Exc Award (06/30/2018, 06/30/2020)	04/30/2015	Active(1)	12	0	0	0	0.00%	12		9			R		5	90+ Days	
128400	Lima Centenario Confraternidad Exc Award (06/30/2017)	08/09/2016	Active(1)	0	0	20	-20	-100.00%	20	5	0		None		P,S,T,M,VP SC	3	90+ Days	
130243	Lima Centenario Escalando Montañas	02/28/2017	Active	20	0	0	0	0.00%	22		9		2	R	M	17	90+ Days	



Club Health Assessment for District H 4 through March 2025

Club Number	Club Name	Charter Date	Status	Membership							Reports					Finance	LCIF
				Current Member Count	YTD Members Added	YTD Members Dropped	YTD Net Growth	YTD Net Growth%	Member Count 12 Months Ago	Avg. length of service for dropped members	Months Since Last MMR ***	Yrs. Since Last Officer Report	President Rotation	Vice President Reported ****	Months Since Last Activity Report ***	Account Balance	Donations for current Fiscal Year
			Number of times on status quo within last two years	If below 15 members appears				If net loss is greater than 20% appears			If no report in 3 months appears	When more than one year appears in	Number of repeat terms	Notes the officers that do not have an active	If no report at 12 months red		
130244	Lima Centenario Matiaza Rimache Exc Award (06/30/2020, 06/30/2021, 06/30/2024)	02/27/2017	Active	27	18	27	-9	-25.00%	32	2	0		2	N M	3		\$80.00
117527	LIMA CORAZON DE LEON	08/09/2012	Active(1)	7	0	0	0	0.00%	7		12			VP	12	90+ Days	
110621	LIMA DE INDEPENDENCIA Exc Award (06/30/2020, 06/30/2024)	03/22/2011	Active	29	1	6	-5	-14.71%	33	2	3			R	0	90+ Days	\$570.00
52009	LIMA ELIO Exc Award (06/30/2017, 06/30/2018, 06/30/2024)	09/13/1991	Active	13	0	2	-2	-13.33%	14	2	3			M,VP,SC	0		\$20.00
37822	LIMA LAS BRISAS Exc Award (06/30/2017, 06/30/2018)	12/07/1979	Active	19	4	2	2	11.76%	17	5	1			N M	0	90+ Days	
151464	Lima Leones del Bicentenario Exc Award (06/30/2023, 06/30/2024)	06/24/2022	Active	19	0	2	-2	-9.52%	21	1	3			N	1		\$70.00
131425	Lima Liyun Maltacuna Exc Award (06/30/2019, 06/30/2024)	06/19/2017	Active	6	0	5	-5	-45.45%	10	7	4			M,VP,SC	7	90+ Days	\$20.00
143733	Lima Los Robles Exc Award (06/30/2022, 06/30/2023, 06/30/2024)	12/02/2020	Active	20	1	3	-2	-9.09%	22	3	0			N	0		
37054	LIMA MELVIN JONES	05/04/1979	Active	8	0	0	0	0.00%	8		11		13	N VP,SC	22		
104824	LIMA NUEVO AMANECER	02/24/2009	Active(1)	11	0	2	-2	-15.38%	13	3	1			N VP	0		\$20.00
141619	Lima PGD Giovanni Cheme Angeles Exc Award (06/30/2021, 06/30/2023)	06/09/2020	Active	27	8	3	5	22.73%	27	2	1		2	N	5	90+ Days	\$20.00
29850	LIMA SANTA BEATRIZ Exc Award (06/30/2017, 06/30/2018, 06/30/2024)	10/11/1974	Active	24	5	2	3	14.29%	20	23	1			N M	2		\$250.00
16286	LINCE	12/09/1957	Active(1)	13	0	0	0	0.00%	13		12			S,M,VP,SC	15	90+ Days	
77307	LINCE-AMISTAD Exc Award (06/30/2017, 06/30/2020, 06/30/2024)	06/25/2003	Active	18	2	2	0	0.00%	20	3	1			R	3		\$1,000.00
132174	Los Caballeros del Leon de Huanuco Exc Award (06/30/2018, 06/30/2023)	07/31/2017	Active	28	2	4	-2	-6.67%	30	3	3			N M,SC	1		
141275	Los Olivos Oscar Olortegui Chavez	03/31/2020	Active	45	28	4	24	114.29%	21	3	0			N	1		\$70.00



Club Health Assessment for District H 4 through March 2025

			Status	Membership							Reports					Finance	LCIF
Club Number	Club Name	Charter Date		Current Member Count	YTD Members Added	YTD Members Dropped	YTD Net Growth	YTD Net Growth%	Member Count 12 Months Ago	Avg. length of service for dropped members	Months Since Last MMR ***	Yrs. Since Last Officer Report	President Rotation	Vice President Reported ****	Months Since Last Activity Report ***	Account Balance	Donations for current Fiscal Year
			Number of times on status quo within last two years	If below 15 members appears					If net loss is greater than 20% appears			If no report in 3 months appears in	When more than one year appears in	Number of repeat terms	Notes the officers that do not have an active	If no report at 12 months appears in red	
Exc Award (06/30/2023)																	
16287	MAGDALENA	07/25/1955	Active	14	0	0	0	0.00%	19		9		3	N	4	90+ Days	\$30.00
Exc Award (06/30/2017, 06/30/2022, 06/30/2023)																	
75988	MAGDALENA EDMUNDO ARAMBULO PALACIOS	06/20/2003	Active	21	2	0	2	10.53%	21		6			N P,T	0		\$1,075.00
Exc Award (06/30/2017, 06/30/2023)																	
136202	Magdalena San Judas Tadeo	08/10/2018	Active	10	2	7	-5	-33.33%	14	2	0			N	4	90+ Days	
Exc Award (06/30/2023)																	
43360	MANGOMARCA	01/05/1984	Active	23	0	0	0	0.00%	23		9			R M,SC	0		\$50.00
Exc Award (06/30/2017, 06/30/2023)																	
149826	Manos Solidarias	02/07/2022	Active	11	3	13	-10	-47.62%	22	2	3			N M,SC	0	90+ Days	
16217	MOYOBAMBA	04/16/1963	Active(2)	19	1	2	-1	-5.00%	20	30	1		3	N M	3	90+ Days	
151093	Moyobamba -Las Orquideas	06/09/2022	Cancelled(8*)	0	14	33	-19	-100.00%	19	2	0		None	P,S,T,M,VP SC SC	3	90+ Days	
16220	PUCALLPA	10/24/1963	Active	17	0	5	-5	-22.73%	22	3	4			N	10	90+ Days	\$10.00
Exc Award (06/30/2023)																	
16292	PUEBLO LIBRE	03/18/1958	Active	40	5	0	5	14.29%	35		0			N M	3		\$2,050.00
Exc Award (06/30/2020, 06/30/2021, 06/30/2022)																	
123458	Pueblo Libre - Maria Carmona Farfan	10/24/2014	Active	27	3	2	1	3.85%	26	6	3		2	N M	0		
Exc Award (06/30/2021, 06/30/2022, 06/30/2023)																	
61403	PUEBLO LIBRE AMAZONAS	01/18/1999	Active	18	1	2	-1	-5.26%	19	4	1			N SC	1	90+ Days	
Exc Award (06/30/2020, 06/30/2021)																	
143894	Pueblo Libre Gilberto Diaz del Castillo	12/23/2020	Active	19	1	2	-1	-5.00%	21	2	3		2	VP	5	90+ Days	\$1,010.00
Exc Award (06/30/2021, 06/30/2022)																	
139421	Pueblo Libre Helen Keller	08/27/2019	Active	24	2	0	2	9.09%	25		1			R	0		\$720.00
Exc Award (06/30/2021, 06/30/2022)																	
125266	Pueblo Libre Joe Preston	06/29/2015	Active	19	2	3	-1	-5.00%	19	1	3			N VP	3		
Exc Award (06/30/2020, 06/30/2021)																	
151233	Pueblo Libre- Servir Con Amor	06/14/2022	Active	12	6	6	0	0.00%	16	4	1			N M,SC	5		



Club Health Assessment for District H 4 through March 2025

			Status	Membership							Reports					Finance	LCIF
Club Number	Club Name	Charter Date		Current Member Count	YTD Members Added	YTD Members Dropped	YTD Net Growth	YTD Net Growth%	Member Count 12 Months Ago	Avg. length of service for dropped members	Months Since Last MMR ***	Yrs. Since Last Officer Report	President Rotation	Vice President Reported ****	Months Since Last Activity Report ***	Account Balance	Donations for current Fiscal Year
			Number of times on status quo within last two years	If below 15 members appears				If net loss is greater than 20% appears			If no report in 3 months appears in	When more than one year appears in	Number of repeat terms	Notes the officers that do not have an active	If no report at 12 months appears in red		
128324	Pueblo Libre Unidos Para Servir Exc Award (06/30/2021, 06/30/2022)	07/26/2016	Active	27	4	1	3	12.50%	24	3	3			VP,SC	2		
48286	PUNCHANA IQUITOS Exc Award (06/30/2018, 06/30/2023)	03/22/1988	Active	32	11	3	8	33.33%	24	2	2		2	N	2	90+ Days	
55607	RIMAC ALAMEDA DEL RIMAC Exc Award (06/30/2021, 06/30/2023, 06/30/20)	04/28/1994	Active	22	0	0	0	0.00%	21		3		R	VP,SC	3		
37428	S M DE PORRAS LOS OLIVOS Exc Award (06/30/2023)	07/16/1979	Active	24	7	6	1	4.35%	27	7	2		R	SC	0	90+ Days	
42950	SAN LUIS JAVIER PRADO Exc Award (06/30/2017, 06/30/2021, 06/30/20)	07/07/1983	Active	49	3	10	-7	-12.50%	58	10	3		N	P	0		\$40.00
37427	SAN LUIS VILLA JARDIN Exc Award (06/30/2017, 06/30/2018, 06/30/20)	07/16/1979	Active	44	4	3	1	2.33%	48	5	3		N		3		
106978	SAN MARTIN Exc Award (06/30/2023)	12/10/2009	Active	29	0	3	-3	-9.38%	22	1	3		N	P,M,SC	0		\$10.00
33697	SAN MARTIN DE P PANAMERICANA N Exc Award (06/30/2017, 06/30/2019, 06/30/20)	04/30/1977	Active	25	4	9	-5	-16.67%	30	2	3		N		3		\$720.00
16299	SAN MARTIN DE PORRAS Exc Award (06/30/2023)	03/02/1967	Active	6	0	0	0	0.00%	6		2			P,M,VP,SC	7	90+ Days	
16301	SAN MIGUEL Exc Award (06/30/2019, 06/30/2021)	10/16/1961	Active(1)	15	0	0	0	0.00%	15		12			M,VP,SC	5		\$50.00
16300	SAN MIGUEL MARANGA	06/09/1967	Active	20	1	0	1	5.26%	19		0		N		0		\$1,230.00
53790	SAN MIGUEL PANDO Exc Award (06/30/2023)	11/06/1992	Active	12	0	2	-2	-14.29%	12	3	3		2	N	SC	0	\$20.00
16226	TARAPOTO	04/01/1958	Active(1)	19	1	4	-3	-13.64%	16	4	3		N		3	90+ Days	
150134	Ventanilla Inka	03/16/2022	Active(2)	7	0	0	0	0.00%	5		9		2	M,VP,SC	7	90+ Days	
32089	ZARATE Exc Award (06/30/2018, 06/30/2019, 06/30/20)	04/12/1976	Active	39	0	5	-5	-11.36%	44	13	3			P,M,VP,SC	3		\$1,080.00



Club Health Assessment for District H 4 through March 2025

				Status		Membership								Reports				Finance		LCIF	
Club Number	Club Name	Charter Date	Current Member Count			YTD Members Added	YTD Members Dropped	YTD Net Growth	YTD Net Growth%	Member Count 12 Months Ago	Avg. length of service for dropped members	Months Since Last MMR ***	Yrs. Since Last Officer Report	President Rotation	Vice President Reported ****	Months Since Last Activity Report ***	Account Balance	Donations for current Fiscal Year			
				Number of times on status quo within last two years	If below 15 members appears			If net loss is greater than 20% appears			If no report in 3 months appears in		When more than one year appears in	Number of repeat terms	Notes the officers that do not have an active		If no report at 12 months appears in red				
Current Total Clubs Count	YTD New Clubs Count	YTD Cancelled Clubs Count	YTD Net Club Gain	Current Total Members Count	YTD Add	YTD Drop	YTD Net Growth	YTD Net Growth %	Member Count 12 Months Ago	Average Member Count Per Club	% of Clubs with less than 20 members	% No MMR in 3 Months	% No Officer Report in 12 Months	% of Clubs with balance 90+ days	Number of Clubs in Status Quo	% Status Quo Clubs in Financial Suspension	Number of Cancelled Clubs	Average Cancelled Club Age	Members Lost Due to Cancellation	% of Clubs Cancelled for Non-Financial Reasons	
76	2	2	0	1,720	326	358	-32	-1.83%	1,710	23	43%	59%	0%	39%	0	0%	2	2	72	0%	

* - P - Priority Club. Cancellation Reasons: 1-Objectives/conduct, 2-Non-active club, 5-Non-existing club, 6-Disbanding, 7-Merger, 8-Financial Suspension, 9-District/Multiple District Dues.

** - Abbreviation: P-President, S-Secretary, T-Treasurer, M-Member Chairperson, VP-First Vice President, MC-Communications Chairperson, SC-Service Chairperson

*** - Abbreviation: N/R - Never reported using the Lions Clubs website, N/A - Not applicable, No password registered for the Lions Clubs website.

**** - Abbreviation: N - New, IP - Immediate Past, R - Repeat.



Club Health Assessment for District J 1 through March 2025

			Status	Membership							Reports					Finance		LCIF
Club Number	Club Name	Charter Date		Current Member Count	YTD Members Added	YTD Members Dropped	YTD Net Growth	YTD Net Growth%	Member Count 12 Months Ago	Avg. length of service for dropped members	Months Since Last MMR ***	Yrs. Since Last Officer Report	President Rotation	Vice President Reported ****	Months Since Last Activity Report ***	Account Balance	Donations for current Fiscal Year	
			Number of times on status quo within last two years	If below 15 members appears			If net loss is greater than 20% appears			If no report in 3 months appears in			When more than one year appears in	Number of repeat terms	Notes the officers that do not have an active	If no report at 12 months appears in red		
Clubs less than two years old																		
172119	Colonia El General	06/11/2024	Active	14	1	7	-6	-30.00%	0	1	2		2	M,VP,SC	3			
172160	Ecilda Paullier	06/12/2024	Active	21	1	0	1	5.00%	0		6		2	N	1			
Clubs more than two years old																		
16364	ARTIGAS	04/07/1961	Active	37	0	1	-1	-2.63%	36	8	0			N	0			
Exc Award (06/30/2018, 06/30/2020, 06/30/20																		
61168	BALTASAR BRUM	10/04/1998	Active	23	0	0	0	0.00%	23		0		2	N	1			
Exc Award (06/30/2023)																		
52439	BELLA UNION TRES FRONTERAS	01/24/1992	Active	24	0	0	0	0.00%	24		9		2	N	10	90+ Days		
Exc Award (06/30/2017, 06/30/2018, 06/30/20																		
101541	CARDONA FLORENCIO SANCHEZ	03/27/2008	Active	40	1	0	1	2.56%	43		5			M,VP,SC	0			
Exc Award (06/30/2017, 06/30/2018, 06/30/20																		
16367	CARMELO	03/06/1963	Active	21	1	0	1	5.00%	20		6			R	7			
Exc Award (06/30/2017)																		
16368	COLONIA	11/03/1960	Active(1)	7	0	0	0	0.00%	5		9			N	8			
146842	Colonia - Costa del Inmigrante Sinergia	06/24/2021	Active(1)	6	0	0	0	0.00%	6		0		2	M,VP,SC	24+			
32803	COLONIA SUIZA	10/14/1976	Active	42	1	5	-4	-8.70%	57	6	3			M,VP,SC	0			
Exc Award (06/30/2018, 06/30/2019, 06/30/20																		
82328	DOLORES DEL SAN SALVADOR	05/14/2004	Active	20	0	1	-1	-4.76%	21	7	7			N	2			
Exc Award (06/30/2017, 06/30/2021)																		
16371	FRAY BENTOS	09/01/1957	Active	19	1	2	-1	-5.00%	21	20	0		3	R	0			
Exc Award (06/30/2018, 06/30/2020)																		
59056	GUICHON	01/20/1997	Active	12	0	0	0	0.00%	12		9			N	11			
Exc Award (06/30/2017)																		
16372	JOSE ENRIQUE RODO	04/03/1965	Active	22	0	0	0	0.00%	18		7			M,VP,SC	2			
Exc Award (06/30/2020, 06/30/2023, 06/30/20																		
99018	JUAN LACAZE	04/04/2007	Active	19	0	3	-3	-13.64%	20	8	0			N	2			



Club Health Assessment for District J 1 through March 2025

			Status	Membership							Reports					Finance		LCIF
Club Number	Club Name	Charter Date		Current Member Count	YTD Members Added	YTD Members Dropped	YTD Net Growth	YTD Net Growth%	Member Count 12 Months Ago	Avg. length of service for dropped members	Months Since Last MMR ***	Yrs. Since Last Officer Report	President Rotation	Vice President Reported ****	Months Since Last Activity Report ***	Account Balance	Donations for current Fiscal Year	
			Number of times on status quo within last two years	If below 15 members appears				If net loss is greater than 20% appears			If no report in 3 months appears in	When more than one year appears in	Number of repeat terms	Notes the officers that do not have an active	If no report at 12 months appears in red			
Exc Award (06/30/2017, 06/30/2020)																		
52817	LIBERTAD	04/03/1992	Active(1)	5	0	5	-5	-50.00%	10	18	3		2	R	M,SC	24+		
Exc Award (06/30/2018, 06/30/2020, 06/30/2021)																		
137199	Los Arrayanes	02/05/2019	Active	10	0	1	-1	-9.09%	8	1	4		4		M,VP,SC	6		
Exc Award (06/30/2024)																		
16375	MERCEDES	12/10/1955	Active	60	4	4	0	0.00%	60	10	0				M,VP,SC	3		
Exc Award (06/30/2017, 06/30/2019, 06/30/2020)																		
135083	Mercedes Centenario	06/13/2018	Active	46	0	3	-3	-6.12%	48	3	5			N		0		
Exc Award (06/30/2020, 06/30/2021, 06/30/2022)																		
139781	Miguelete	09/23/2019	Active	29	0	3	-3	-9.38%	35	1	1			N		4		
Exc Award (06/30/2020, 06/30/2021, 06/30/2022)																		
48816	MONTEVIDEO 33 ORIENTALES	07/14/1988	Active	11	0	3	-3	-21.43%	14	14	0			N	SC	3		
Exc Award (06/30/2017, 06/30/2021)																		
29529	MONTEVIDEO AGUADA	06/28/1974	Active	22	1	1	0	0.00%	21	19	0			N		2		
Exc Award (06/30/2017, 06/30/2020, 06/30/2021)																		
16330	MONTEVIDEO ANFITRION	04/03/1951	Active	20	0	2	-2	-9.09%	22	8	0			N	M,SC	3	\$500.00	
Exc Award (06/30/2023)																		
34529	MONTEVIDEO ANSINA	10/14/1977	Active	19	0	2	-2	-9.52%	24	7	0		2	N		0	\$20.00	
Exc Award (06/30/2017, 06/30/2018, 06/30/2020)																		
16337	MONTEVIDEO CERRO	11/16/1960	Active	12	0	1	-1	-7.69%	13	61	3		2	R	M,SC	3		
Exc Award (06/30/2018, 06/30/2020)																		
147881	Montevideo Dra Perla Temesio	11/01/2021	Active(1)	5	0	0	0	0.00%	5		16		4		T,M,VP,SC	2	90+ Days	
Exc Award (06/30/2022)																		
150634	Montevideo Forjador De Sueños	05/18/2022	Active	6	1	0	1	20.00%	5		1		4	R	M,SC	1		
Exc Award (06/30/2020)																		
141617	Montevideo Grupo GAMMA	05/26/2020	Active	15	0	0	0	0.00%	15		9		2	R		2		
Exc Award (06/30/2018, 06/30/2021)																		
49838	MONTEVIDEO JUANA DE ARCO	09/05/1989	Active	8	0	1	-1	-11.11%	9	25	0		6		M,VP,SC	1		
Exc Award (06/30/2018, 06/30/2021)																		
147944	Montevideo Las Cadenas	02/11/2022	Active	16	0	0	0	0.00%	16		16		4	R	M,SC	3		



Club Health Assessment for District J 1 through March 2025

			Status	Membership							Reports					Finance		LCIF
Club Number	Club Name	Charter Date		Current Member Count	YTD Members Added	YTD Members Dropped	YTD Net Growth	YTD Net Growth%	Member Count 12 Months Ago	Avg. length of service for dropped members	Months Since Last MMR ***	Yrs. Since Last Officer Report	President Rotation	Vice President Reported ****	Months Since Last Activity Report ***	Account Balance	Donations for current Fiscal Year	
			Number of times on status quo within last two years	If below 15 members appears				If net loss is greater than 20% appears			If no report in 3 months appears in	When more than one year appears in	Number of repeat terms	Notes the officers that do not have an active	If no report at 12 months appears in red			
16347	MONTEVIDEO PASO DE LA ARENA Exc Award (06/30/2017, 06/30/2018, 06/30/20	09/20/1971	Active	7	0	0	0	0.00%	7		21		4	S,M,VP,SC	3			
16342	MONTEVIDEO PASO DEL MOLINO BEL Exc Award (06/30/2017)	06/16/1972	Active	14	0	4	-4	-22.22%	14	4	0			T,M,VP,SC	2			
59641	MONTEVIDEO S FELIPE Y SANTIAGO Exc Award (06/30/2017)	06/02/1997	Cancelled(8*)	0	0	10	-10	-100.00%	10	21	1	1	None	P,S,T,M,VP SC	24+	90+ Days		
16351	MONTEVIDEO SANTIAGO VAZQUEZ	06/16/1969	Active(3)	5	0	0	0	0.00%	5		12	1	None	P,S,T,M,VP SC	3	90+ Days		
30052	MTVDO AGRACIADA ARROYO SECO Exc Award (06/30/2017, 06/30/2018, 06/30/20	12/17/1974	Active	39	1	1	0	0.00%	40	0	6			N	2		\$100.00	
16377	NUEVA BERLIN	09/13/1966	Active	9	0	0	0	0.00%	8		9		2	R M,VP,SC	0			
16378	NUEVA PALMIRA Exc Award (06/30/2017, 06/30/2020, 06/30/20	09/20/1967	Active	30	0	2	-2	-6.25%	24	1	3			N SC	6			
16379	OMBUES DE LAVALLE Exc Award (06/30/2021)	02/28/1966	Active	13	3	3	0	0.00%	13	4	0			N M,SC	3			
16380	PALMITAS	04/03/1965	Active	28	0	0	0	0.00%	33		10			P,M,VP,SC	5			
16382	PAYSANDU Exc Award (06/30/2017, 06/30/2023)	03/08/1963	Active	38	0	0	0	0.00%	43		8			N SC	0			
16387	RODRIGUEZ	06/18/1965	Active(1)	13	0	0	0	0.00%	13		21	1	None	P,S,T,M,VP SC	24+			
16388	ROSARIO Exc Award (06/30/2017, 06/30/2020, 06/30/20	06/19/1962	Active	26	0	4	-4	-13.33%	29	8	3			N	0			
40131	SALTO AYUI Exc Award (06/30/2021, 06/30/2023)	06/30/1981	Active	21	0	4	-4	-16.00%	25	12	0		3	N M	0			
16390	SALTO CENTRO Exc Award (06/30/2020)	03/20/1958	Active(2)	9	1	4	-3	-25.00%	12	4	2			N M,SC	2			
145919	Salto Comunicadores 19 de Abril	04/16/2021	Active	9	0	5	-5	-35.71%	15	5	4			N SC	2			
141299	Salto Ibirapita Exc Award (06/30/2020)	04/10/2020	Active(1)	4	0	0	0	0.00%	6		10		2	R M,SC	17	90+ Days		



Club Health Assessment for District J 1 through March 2025

			Status	Membership							Reports					Finance		LCIF
Club Number	Club Name	Charter Date		Current Member Count	YTD Members Added	YTD Members Dropped	YTD Net Growth	YTD Net Growth%	Member Count 12 Months Ago	Avg. length of service for dropped members	Months Since Last MMR ***	Yrs. Since Last Officer Report	President Rotation	Vice President Reported ****	Months Since Last Activity Report ***	Account Balance	Donations for current Fiscal Year	
			Number of times on status quo within last two years	If below 15 members appears				If net loss is greater than 20% appears			If no report in 3 months appears in	When more than one year appears in	Number of repeat terms	Notes the officers that do not have an active	If no report at 12 months appears in red			
53580	SALTO LOS AZAHARES	08/11/1992	Active	22	4	8	-4	-15.38%	25	3	5			N	M,VP,SC	3	90+ Days	
	Exc Award (06/30/2017, 06/30/2018, 06/30/20																	
136692	Salto Universitario Res Non Verba	11/08/2018	Active	13	0	0	0	0.00%	13		12			N	P,M,VP,SC	3	90+ Days	
	Exc Award (06/30/2021)																	
16391	SAN JOSE DE MAYO	12/01/1962	Active	25	3	3	0	0.00%	25	13	3			IP		7		
	Exc Award (06/30/2020, 06/30/2023)																	
16396	TARARIRAS	01/26/1973	Active	40	1	0	1	2.56%	38		8				M,VP,SC	3		
	Exc Award (06/30/2020, 06/30/2023)																	
16400	VALDENSE	08/25/1963	Active	27	0	0	0	0.00%	28		10				VP,SC	3		
	Exc Award (06/30/2018, 06/30/2020, 06/30/20																	
16402	YOUNG	06/01/1963	Active	15	0	0	0	0.00%	15		11		2	R		2		
	Exc Award (06/30/2017, 06/30/2018, 06/30/20																	
149215	Young La Estacion	12/07/2021	Active	19	1	0	1	5.56%	19		8			N	M	1		

Clubs Cancelled Previous Fiscal Year – Clubs Cancelled within last 12 months may be reinstated

Club Number	Club Name	Charter Date	Current Status*	Cancellation Date
150214	Montevideo Dr Rodolfo Talice	04/05/2022	Cancelled(8*)	12/29/2023
35186	RINCON DE LA BOLSA	03/10/1978	Cancelled(8*)	12/29/2023

Current Total Clubs Count	YTD New Clubs Count	YTD Cancelled Clubs Count	YTD Net Club Gain	Current Total Members Count	YTD Add	YTD Drop	YTD Net Growth	YTD Net Growth %	Member Count 12 Months Ago	Average Member Count Per Club	% of Clubs with less than 20 members	% No MMR in 3 Months	% No Officer Report in 12 Months	% of Clubs with balance 90+ days	Number of Clubs in Status Quo	% Status Quo Clubs in Financial Suspension	Number of Cancelled Clubs	Average Cancelled Club Age	Members Lost Due to Cancellation	% of Clubs Cancelled for Non-Financial Reasons
52	0	1	-1	1,037	26	93	-67	-6.07%	1,071	20	54%	65%	4%	12%	0	0%	1	75	10	-200%

* - P - Priority Club. Cancellation Reasons: 1-Objectives/conduct, 2-Non-active club, 5-Non-existing club, 6-Disbanding, 7-Merger, 8-Financial Suspension, 9-District/Multiple District Dues.

** - Abbreviation: P-President, S-Secretary, T-Treasurer, M-Member Chairperson, VP-First Vice President, MC-Communications Chairperson, SC-Service Chairperson

*** - Abbreviation: N/R - Never reported using the Lions Clubs website, N/A - Not applicable, No password registered for the Lions Clubs website.

**** - Abbreviation: N - New, IP - Immediate Past, R - Repeat.



Club Health Assessment for District J 2 through March 2025

			Status	Membership							Reports					Finance		LCIF
Club Number	Club Name	Charter Date		Current Member Count	YTD Members Added	YTD Members Dropped	YTD Net Growth	YTD Net Growth%	Member Count 12 Months Ago	Avg. length of service for dropped members	Months Since Last MMR ***	Yrs. Since Last Officer Report	President Rotation	Vice President Reported ****	Months Since Last Activity Report ***	Account Balance	Donations for current Fiscal Year	
			Number of times on status quo within last two years	If below 15 members appears			If net loss is greater than 20% appears				If no report in 3 months appears in	When more than one year appears in	Number of repeat terms	Notes the officers that do not have an active		If no report at 12 months appears in red		
Clubs less than two years old																		
154989	Minas de Corrales	06/29/2023	Active	16	1	3	-2	-11.11%	19	7	2			N	T,M,SC	0		
179822	Tacuarembó Fraternidad	12/10/2024	Active	24	24	0	24	100.00%	0		1				M,VP,SC	N/R		
Clubs more than two years old																		
76098	CIUDAD DE PASO DE LOS TOROS	10/07/2003	Active	20	0	0	0	0.00%	21		9			N		0		\$700.00
16370	DURAZNO	04/14/1959	Active	28	0	1	-1	-3.45%	30	6	0		3	N		24+		
61885	DURAZNO SIGLO XXI	05/07/1999	Active	32	1	1	0	0.00%	32	24	0		2	N		0		
Exc Award (06/30/2024)																		
16320	FLORIDA	12/09/1965	Active	26	0	4	-4	-13.33%	28	5	3				M,VP	5		\$80.00
45693	FRAY MARCOS	01/20/1986	Active	35	5	0	5	16.67%	30		1			R	P	0		
16323	LA PAZ	05/07/1965	Active	28	1	1	0	0.00%	27	2	4			N		8		
Exc Award (06/30/2016, 06/30/2019, 06/30/2020)																		
16324	LAS PIEDRAS	12/30/1961	Active	21	0	4	-4	-16.00%	22	13	3			N	T	11		
28042	MONTEVIDEO BARRIO SUR PALERMO	02/18/1974	Active	9	2	0	2	28.57%	7		7			R		12		
16335	MONTEVIDEO COLON	12/07/1966	Active	19	0	0	0	0.00%	19		5		3		M,VP,SC	15		
56705	MONTEVIDEO NUEVA ERA	03/24/1995	Active	9	0	0	0	0.00%	9		18		4		M,VP,SC	12		
32490	MONTEVIDEO PENAROL VIEJO	06/28/1976	Active(2)	9	4	3	1	12.50%	8	13	5		2	N	P,T	24+		
29410	MONTEVIDEO PUNTA CARRETA	05/29/1974	Active	29	2	4	-2	-6.45%	33	15	3			N	M	1		
Exc Award (06/30/2016, 06/30/2022)																		
16352	MONTEVIDEO SAYAGO	11/15/1965	Active	6	0	4	-4	-40.00%	12	13	1				M,VP,SC	15		
61187	MONTEVIDEO TERESA DE CALCUTA	10/19/1998	Active	6	0	0	0	0.00%	6		11		3	N	M	8		
Exc Award (06/30/2021)																		
30174	PROGRESO	01/24/1975	Active	20	4	0	4	25.00%	16		2		3	N		8		
16385	RIVERA CHICO	05/24/1963	Active	42	11	6	5	13.51%	37	10	0				T,M,VP,SC	3		
Exc Award (06/30/2016)																		



Club Health Assessment for District J 2 through March 2025

Club Number	Club Name	Charter Date	Status	Membership							Reports					Finance	LCIF
				Current Member Count	YTD Members Added	YTD Members Dropped	YTD Net Growth	YTD Net Growth%	Member Count 12 Months Ago	Avg. length of service for dropped members	Months Since Last MMR ***	Yrs. Since Last Officer Report	President Rotation	Vice President Reported ****	Months Since Last Activity Report ***	Account Balance	Donations for current Fiscal Year
			Number of times on status quo within last two years	If below 15 members appears				If net loss is greater than 20% appears			If no report in 3 months appears	When more than one year appears in	Number of repeat terms	Notes the officers that do not have an active	If no report at 12 months appears in red		
146118	Rivera Juana de Oriol Exc Award (06/30/2024)	05/10/2021	Active	14	0	7	-7	-33.33%	18	3	2			N	M	4	
150547	Rivera Leones de La Comunicacion	04/25/2022	Active	8	0	0	0	0.00%	10		11		4		M,VP,SC	N/A	
16386	RIVERA LIVRAMENTO Exc Award (06/30/2023)	07/01/1956	Active	51	12	3	9	21.43%	45	29	2			N		0	
58692	RIVERA ZONA ESTE-INTEGRACION Exc Award (06/30/2022)	09/17/1996	Active	43	0	4	-4	-8.51%	52	10	3			N	M,SC	0	
121055	Rivera Zona Sur Lagos del Norte	12/30/2013	Active	8	0	0	0	0.00%	8		15	1	None		P,S,T,M,VP SC	24+	
32618	SAN ANTONIO	07/21/1976	Active	12	3	2	1	9.09%	11	39	2			N	SC	24+	
16392	SAN GREGORIO	04/05/1970	Active	33	0	0	0	0.00%	32		11			R	VP	21	
16361	SANTA LUCIA	10/07/1962	Active	40	0	2	-2	-4.76%	38	6	0				M,VP,SC	13	
16362	SARANDI GRANDE	12/02/1969	Active	19	1	2	-1	-5.00%	20	22	3			N	VP,SC	7	
16394	TACUAREMBO	11/22/1957	Active	43	0	9	-9	-17.31%	55	9	2			N	SC	9	
61347	TALA	12/15/1998	Active	19	2	0	2	11.76%	17		6				M,VP,SC	0	
16398	TRANQUERAS	12/01/1963	Active	13	2	0	2	18.18%	11		8			N	M,SC	24+	
16399	TRINIDAD	11/15/1962	Active	21	2	1	1	5.00%	21	10	0			N	P,M	0	

Clubs Cancelled Previous Fiscal Year – Clubs Cancelled within last 12 months may be reinstated

Club Number	Club Name	Charter Date	Current Status*	Cancellation Date
140784	Nuevo Montevideo Hellen Keller	05/05/2020	Cancelled(6*)	05/29/2024

Current Total Clubs Count	YTD New Clubs Count	YTD Cancelled Clubs Count	YTD Net Club Gain	Current Total Members Count	YTD Add	YTD Drop	YTD Net Growth	YTD Net Growth %	Member Count 12 Months Ago	Average Member Count Per Club	% of Clubs with less than 20 members	% No MMR in 3 Months	% No Officer Report in 12 Months	% of Clubs with balance 90+ days	Number of Clubs in Status Quo	% Status Quo Clubs in Financial Suspension	Number of Cancelled Clubs	Average Cancelled Club Age	Members Lost Due to Cancellation	% of Clubs Cancelled for Non-Financial Reasons
31	1	0	1	703	77	61	16	2.33%	694	23	45%	55%	3%	0%	0	0%	0	0	0	0%



Club Health Assessment for District J 2 through March 2025

			Status	Membership							Reports					Finance	LCIF
Club Number	Club Name	Charter Date		Current Member Count	YTD Members Added	YTD Members Dropped	YTD Net Growth	YTD Net Growth%	Member Count 12 Months Ago	Avg. length of service for dropped members	Months Since Last MMR ***	Yrs. Since Last Officer Report	President Rotation	Vice President Reported ****	Months Since Last Activity Report ***	Account Balance	Donations for current Fiscal Year
			Number of times on status quo within last two years	If below 15 members appears				If net loss is greater than 20% appears			If no report in 3 months appears in	When more than one year appears in	Number of repeat terms	Notes the officers that do not have an active	If no report at 12 months appears in red		

* - P - Priority Club. Cancellation Reasons: 1-Objectives/conduct, 2-Non-active club, 5-Non-existing club, 6-Disbanding, 7-Merger, 8-Financial Suspension, 9-District/Multiple District Dues.

** - Abbreviation: P-President, S-Secretary, T-Treasurer, M-Member Chairperson, VP-First Vice President, MC-Communications Chairperson, SC-Service Chairperson

*** - Abbreviation: N/R - Never reported using the Lions Clubs website, N/A - Not applicable, No password registered for the Lions Clubs website.

**** - Abbreviation: N - New, IP - Immediate Past, R - Repeat.



Club Health Assessment for District J 3 through March 2025

			Status	Membership							Reports					Finance		LCIF
Club Number	Club Name	Charter Date		Current Member Count	YTD Members Added	YTD Members Dropped	YTD Net Growth	YTD Net Growth%	Member Count 12 Months Ago	Avg. length of service for dropped members	Months Since Last MMR ***	Yrs. Since Last Officer Report	President Rotation	Vice President Reported ****	Months Since Last Activity Report ***	Account Balance	Donations for current Fiscal Year	
			Number of times on status quo within last two years	If below 15 members appears				If net loss is greater than 20% appears			If no report in 3 months appears in	When more than one year appears in	Number of repeat terms	Notes the officers that do not have an active	If no report at 12 months appears in red			
Clubs less than two years old																		
154940	Montevideo Diabetes	06/28/2023	Active	17	1	0	1	6.25%	16		0		4	M,VP,SC	N/A			
154458	Montevideo Los Amigos	06/02/2023	Active	18	3	2	1	5.88%	17	2	1			M,VP,SC	N/R			
154417	Treinta y Tres Olimar	05/19/2023	Active	35	5	2	3	9.38%	30	1	4			M,VP,SC	N/A			
Clubs more than two years old																		
138702	Aiguá	06/27/2019	Active	3	0	0	0	0.00%	3		14		None	P,S,T,M,VP SC	24+	90+ Days		
16311	ATLANTIDA	07/15/1965	Active	8	0	0	0	0.00%	8		10		4	R	0			
137969	Battle y Ordoñez	04/22/2019	Active	36	0	1	-1	-2.70%	37	2	8			R	7			
16315	CANELONES SAUCE	02/17/1972	Active	35	1	1	0	0.00%	34	2	0			N	1			
Exc Award (06/30/2023)																		
16317	CASTILLOS	11/13/1965	Active	12	0	2	-2	-14.29%	15	2	3		2	M,VP,SC	3			
16318	CHUY	06/27/1965	Active	32	1	9	-8	-20.00%	27	2	3			VP	0		\$5.00	
Exc Award (06/30/2018)																		
16319	EL PINAR	03/29/1973	Active	16	0	0	0	0.00%	16		12	1	None	P,S,T,M,VP SC	11			
150226	Empalme Olmos Renacer	03/16/2022	Active	18	1	0	1	5.88%	19		0			N	5			
34017	FRAILE MUERTO	06/13/1977	Active	23	1	0	1	4.55%	22		3		None	N	0			
16321	JOSE PEDRO VARELA	09/22/1967	Active	15	2	0	2	15.38%	11		5			S,T,M,VP,SC	12			
16322	LA FLORESTA COSTA AZUL	01/18/1972	Active	29	1	1	0	0.00%	29	9	3			M,VP,SC	2			
152834	La Paloma del Sol	10/21/2022	Active	18	1	0	1	5.88%	17		3			N	0			
16325	LASCANO	02/20/1965	Active	39	0	3	-3	-7.14%	43	9	1			M,VP,SC	4			
Exc Award (06/30/2018)																		
33698	LOMAS DE SOLYMAR	04/25/1977	Active	11	0	3	-3	-21.43%	14	1	3			R	13			
16327	MALDONADO	08/01/1964	Active	21	2	6	-4	-16.00%	22	19	3		3	VP	18		\$1,420.00	
148607	Manguera Azul	10/19/2021	Active	13	0	0	0	0.00%	13		21		3	P,T,M,VP,SC	19			
16374	MELO CERRO LARGO	05/10/1957	Active	13	1	4	-3	-18.75%	19	22	2			P,VP,SC	17			
16328	MINAS	12/14/1960	Active	12	1	0	1	9.09%	11		7		3	T,VP	5			



Club Health Assessment for District J 3 through March 2025

			Status	Membership							Reports					Finance	LCIF
Club Number	Club Name	Charter Date		Current Member Count	YTD Members Added	YTD Members Dropped	YTD Net Growth	YTD Net Growth%	Member Count 12 Months Ago	Avg. length of service for dropped members	Months Since Last MMR ***	Yrs. Since Last Officer Report	President Rotation	Vice President Reported ****	Months Since Last Activity Report ***	Account Balance	Donations for current Fiscal Year
			Number of times on status quo within last two years	If below 15 members appears				If net loss is greater than 20% appears			If no report in 3 months appears in	When more than one year appears in	Number of repeat terms	Notes the officers that do not have an active	If no report at 12 months appears in red		
Exc Award (06/30/2023)																	
31196	MONTEVIDEO B ITAL-PU DE RIELES	09/23/1975	Active	23	2	0	2	9.52%	17		0			VP	0		
Exc Award (06/30/2018, 06/30/2023, 06/30/2024)																	
16334	MONTEVIDEO BUCEO	06/13/1963	Active	15	0	2	-2	-11.76%	17	23	3		R	SC	0		
Exc Award (06/30/2018)																	
143954	Montevideo Equidad	12/13/2020	Active	33	7	5	2	6.45%	31	4	0		N		0		
Exc Award (06/30/2023, 06/30/2024)																	
54320	MONTEVIDEO INDEPENDENCIA	04/07/1993	Active	24	2	5	-3	-11.11%	22	7	0		3	VP,SC	2		
Exc Award (06/30/2024)																	
16343	MONTEVIDEO MALVIN	12/17/1963	Active	28	0	2	-2	-6.67%	28	4	1			M,VP	1		\$100.00
Exc Award (06/30/2018, 06/30/2023)																	
106804	MONTEVIDEO NUEVO BUCEO	12/09/2009	Active	16	2	3	-1	-5.88%	16	9	3		2	N	1		
Exc Award (06/30/2016, 06/30/2018, 06/30/2020)																	
29291	MONTEVIDEO PIEDRAS BLANCAS	04/23/1974	Active	5	0	2	-2	-28.57%	7	4	3			VP	0		
Exc Award (06/30/2016, 06/30/2018, 06/30/2020)																	
16350	MONTEVIDEO PUNTA GORDA	06/23/1967	Active	12	3	0	3	33.33%	11		2		4	T,M,VP,SC	21		\$5.00
16353	MONTEVIDEO UNION	09/15/1956	Active	12	5	3	2	20.00%	10	6	1			T,M,VP,SC	0		
62929	PAN DE AZUCAR	03/17/2000	Active	19	1	3	-2	-9.52%	21	7	0		2	M,VP,SC	0		
Exc Award (06/30/2018)																	
16354	PANDO	12/18/1962	Active	41	0	1	-1	-2.38%	44	6	8			N	6		
Exc Award (06/30/2018, 06/30/2019)																	
16355	PARQUE DEL PLATA	09/17/1965	Active	10	2	3	-1	-9.09%	11	3	3		2	R M	0		
Exc Award (06/30/2018)																	
32804	PINAMAR	10/14/1976	Active	24	1	3	-2	-7.69%	25	14	0			N P,SC	0		
Exc Award (06/30/2018, 06/30/2021, 06/30/2023)																	
16356	PIRIAPOLIS	09/24/1965	Active	17	12	2	10	142.86%	7	1	0			N	0		\$42.00
Exc Award (06/30/2018, 06/30/2023)																	
47556	PUEBLO ISIDORO NOBLIA	06/25/1987	Active	10	0	1	-1	-9.09%	11	31	4		2	M,VP,SC	13		



Club Health Assessment for District J 3 through March 2025

			Status	Membership							Reports					Finance		LCIF
Club Number	Club Name	Charter Date		Current Member Count	YTD Members Added	YTD Members Dropped	YTD Net Growth	YTD Net Growth%	Member Count 12 Months Ago	Avg. length of service for dropped members	Months Since Last MMR ***	Yrs. Since Last Officer Report	President Rotation	Vice President Reported ****	Months Since Last Activity Report ***	Account Balance	Donations for current Fiscal Year	
			Number of times on status quo within last two years	If below 15 members appears				If net loss is greater than 20% appears			If no report in 3 months appears in	When more than one year appears in	Number of repeat terms	Notes the officers that do not have an active	If no report at 12 months appears in red			
16357	PUNTA DEL ESTE	12/19/1963	Active	16	0	2	-2	-11.11%	19	9	3		2	M,VP,SC	6	90+ Days	\$1,000.00	
16358	ROCHA	05/12/1965	Active	29	1	0	1	3.57%	29		4		N	SC	1			
Exc Award (06/30/2018)																		
135049	Rocha Sol Naciente	06/07/2018	Active	24	2	6	-4	-14.29%	29	4	0		N		5			
Exc Award (06/30/2021, 06/30/2023)																		
35958	SAN BAUTISTA	07/05/1978	Active	12	1	0	1	9.09%	11		2		2	M,VP,SC	12			
16359	SAN CARLOS	10/14/1965	Active	31	0	0	0	0.00%	37		9	1	None	P,S,T,M,VP SC	9			
Exc Award (06/30/2017, 06/30/2018, 06/30/20)																		
34455	SAN JOSE DE CARRASCO	09/26/1977	Active	10	0	0	0	0.00%	10		0		2	R	0			
Exc Award (06/30/2021)																		
30011	SAN RAMON	12/10/1974	Active	32	0	0	0	0.00%	32		12		3	T,M,VP,SC	0	\$45.00		
Exc Award (06/30/2016, 06/30/2018)																		
55727	SANTA CLARA DE OLIMAR TRE Y TR	05/25/1994	Active	16	0	5	-5	-23.81%	21	12	1			S,T,M,VP,SC	1			
141820	Santa Rosa Compromiso y Servicio	06/20/2020	Active	5	1	0	1	25.00%	4		2	1	None	P,S,T,M,VP SC	13			
33095	SHANGRILA	12/08/1976	Active	15	0	1	-1	-6.25%	17	2	4			M,VP,SC	20			
Exc Award (06/30/2018)																		
131570	Solis De Mataojo	06/27/2017	Active	21	0	0	0	0.00%	20		4			R	0			
Exc Award (06/30/2023, 06/30/2024)																		
124418	Toledo	03/19/2015	Active	10	1	0	1	11.11%	9		2	1	None	P,S,T,M,VP SC	13			
16363	TREINTA Y TRES	06/28/1959	Active	33	0	5	-5	-13.16%	43	12	3			M,VP,SC	8			
Exc Award (06/30/2018, 06/30/2023)																		
88807	TUPAMBAE	06/29/2005	Active	8	0	0	0	0.00%	8		7			N	0	\$100.00		
134841	Velázquez	05/23/2018	Active	12	0	0	0	0.00%	13		9			M,VP,SC	2			

Clubs Cancelled Previous Fiscal Year – Clubs Cancelled within last 12 months may be reinstated

Club Number	Club Name	Charter Date	Current Status*	Cancellation Date
137974	Balneario Buenos Aires	04/18/2019	Cancelled(8*)	06/29/2024



Club Health Assessment for District J 3 through March 2025

INTERNATIONAL

Club Number	Club Name	Charter Date	Status	Membership								Reports				Finance		LCIF		
				Current Member Count	YTD Members Added	YTD Members Dropped	YTD Net Growth	YTD Net Growth%	Member Count 12 Months Ago	Avg. length of service for dropped members	Months Since Last MMR ***	Yrs. Since Last Officer Report	President Rotation	Vice President Reported ****	Months Since Last Activity Report ***	Account Balance	Donations for current Fiscal Year			
			Number of times on status quo within last two years	If below 15 members appears				If net loss is greater than 20% appears			If no report in 3 months appears in	When more than one year appears in	Number of repeat terms	Notes the officers that do not have an active	If no report at 12 months appears in red					
138028	Montevideo Francisco Piria	04/24/2019	Cancelled(6*)	07/29/2023																
143947	Montevideo Juventud	12/16/2020	Cancelled(6*)	05/29/2024																
Current Total Clubs Count	YTD New Clubs Count	YTD Cancelled Clubs Count	YTD Net Club Gain	Current Total Members Count	YTD Add	YTD Drop	YTD Net Growth	YTD Net Growth %	Member Count 12 Months Ago	Average Member Count Per Club	% of Clubs with less than 20 members	% No MMR in 3 Months	% No Officer Report in 12 Months	% of Clubs with balance 90+ days	Number of Clubs in Status Quo	% Status Quo Clubs in Financial Suspension	Number of Cancelled Clubs	Average Cancelled Club Age	Members Lost Due to Cancellation	% of Clubs Cancelled for Non-Financial Reasons
51	0	0	0	987	64	88	-24	-2.37%	1,003	19	61%	59%	8%	4%	0	0%	0	0	0	0%

* - P - Priority Club. Cancellation Reasons: 1-Objectives/conduct, 2-Non-active club, 5-Non-existing club, 6-Disbanding, 7-Merger, 8-Financial Suspension, 9-District/Multiple District Dues.

** - Abbreviation: P-President, S-Secretary, T-Treasurer, M-Member Chairperson, VP-First Vice President, MC-Communications Chairperson, SC-Service Chairperson

*** - Abbreviation: N/R - Never reported using the Lions Clubs website, N/A - Not applicable, No password registered for the Lions Clubs website.

**** - Abbreviation: N - New, IP - Immediate Past, R - Repeat.



Club Health Assessment for District LA 1 through March 2025

			Status	Membership						Reports					Finance		LCIF
Club Number	Club Name	Charter Date		Current Member Count	YTD Members Added	YTD Members Dropped	YTD Net Growth	YTD Net Growth%	Member Count 12 Months Ago	Avg. length of service for dropped members	Months Since Last MMR ***	Yrs. Since Last Officer Report	President Rotation	Vice President Reported ****	Months Since Last Activity Report ***	Account Balance	Donations for current Fiscal Year
			Number of times on status quo within last two years	If below 15 members appears					If net loss is greater than 20% appears		If no report in 3 months appears in	When more than one year appears in	Number of repeat terms	Notes the officers that do not have an active	If no report at 12 months appears in red		
Clubs less than two years old																	
156696	Boa Vista Oswaldo Carolino	12/04/2023	Active	24	2	0	2	9.09%	22		0		2	N	VP	0	90+ Days
Clubs more than two years old																	
51197	ARIQUEMES CANAA	01/16/1991	Active(1)	22	1	0	1	4.76%	21		0			N	M,SC	0	
16411	BOA VISTA	01/11/1969	Active	54	16	2	14	35.00%	42	3	0			N		0	\$1,141.06
Exc Award (06/30/2016, 06/30/2019, 06/30/20)																	
102526	BOA VISTA AIRTON ROCHA DE SOUZA	06/19/2008	Active(1)	4	0	0	0	0.00%	7		9				S,T,M,VP,SC	12	90+ Days
41507	BOA VISTA CACARI	06/15/1982	Active(1)	13	11	10	1	8.33%	13	4	3			N	M,SC	12	90+ Days
Exc Award (06/30/2017)																	
35572	CACOAL	05/16/1978	Active	18	0	0	0	0.00%	19		11				M,VP,SC	0	\$15.12
44979	CACOAL CAPITAL DO CAFE	05/13/1985	Active	27	0	3	-3	-10.00%	30	3	0			N		0	\$30.00
Exc Award (06/30/2023)																	
47387	CEREJEIRAS	05/27/1987	Active	22	3	5	-2	-8.33%	20	4	1		2	R	P,S,T	0	\$49.57
50024	ITACOATIARA VELHA SERPA	12/12/1989	Active	25	1	5	-4	-13.79%	29	16	1		3	R	M,VP,SC	0	90+ Days
40768	JARU	01/11/1982	Active	22	0	0	0	0.00%	20		0				M,VP,SC	0	
16437	JI-PARANA CENTRO	02/08/1972	Active	29	11	13	-2	-6.45%	31	7	0		3	N	S,T	0	90+ Days
36463	MANAUS AJURICABA	01/08/1979	Active	18	0	0	0	0.00%	18		7		2	R	M,VP,SC	3	\$75.59
49449	PIMENTA BUENO	04/28/1989	Active	59	5	2	3	5.36%	56	6	0				M,VP,SC	0	\$1,015.26
Exc Award (06/30/2023)																	
16433	PORTO VELHO	07/30/1962	Active	10	0	0	0	0.00%	10		0		5	N	M,VP,SC	16	90+ Days
97224	PORTO VELHO RIO GUAPORE	05/25/2006	Active(1)	9	0	0	0	0.00%	9		0		2	N		0	90+ Days
Exc Award (06/30/2021, 06/30/2024)																	
16434	PORTO VELHO RIO MADEIRA	12/12/1968	Active(2)	10	1	0	1	11.11%	9		7			N	M,SC	0	90+ Days
40881	PRESIDENTE MEDICI	02/22/1982	Active	35	4	0	4	12.90%	32		1		2	N	M	0	\$90.32
36009	RIO BRANCO BARAO DO RIO BRANCO	08/28/1978	Active	21	5	3	2	10.53%	22	26	1		2	N		3	90+ Days
Exc Award (06/30/2017)																	



Club Health Assessment for District LA 1 through March 2025

			Status		Membership						Reports					Finance		LCIF		
Club Number	Club Name	Charter Date			Current Member Count	YTD Members Added	YTD Members Dropped	YTD Net Growth	YTD Net Growth%	Member Count 12 Months Ago	Avg. length of service for dropped members	Months Since Last MMR ***	Yrs. Since Last Officer Report	President Rotation	Vice President Reported ****	Months Since Last Activity Report ***	Account Balance	Donations for current Fiscal Year		
			Number of times on status quo within last two years		If below 15 members appears				If net loss is greater than 20% appears			If no report in 3 months appears in	When more than one year appears in	Number of repeat terms	Notes the officers that do not have an active	If no report in 12 months appears in				
129981	Rio Branco Centenário - CL Raimundo da Silva Maia	02/10/2017	Active		19	0	0	0	0.00%	20		1			R	0		\$1,043.20		
56214	RIO BRANCO MARILDA GOUVEIA VIA	11/01/1994	Active		9	0	0	0	0.00%	9		10		4	R T,M	10		\$15.00		
40630	ROLIM DE MOURA Exc Award (06/30/2018)	12/21/1981	Active		36	1	1	0	0.00%	36	1	0			VP	0		\$114.80		
135475	Rolim de Moura Beira Rio	06/29/2018	Active		11	0	0	0	0.00%	13		10		2	N M,SC	2	90+ Days			
32622	SENA MADUREIRA	07/26/1976	Active		21	0	0	0	0.00%	21		0		4	R SC	8				
Current Total Clubs Count	YTD New Clubs Count	YTD Cancelled Clubs Count	YTD Net Club Gain	Current Total Members Count	YTD Add	YTD Drop	YTD Net Growth	YTD Net Growth %	Member Count 12 Months Ago	Average Member Count Per Club	% of Clubs with less than 20 members	% No MMR in 3 Months	% No Officer Report in 12 Months	% of Clubs with balance 90+ days	Number of Clubs in Status Quo	% Status Quo Clubs in Financial Suspension	Number of Cancelled Clubs	Average Cancelled Club Age	Members Lost Due to Cancellation	% of Clubs Cancelled for Non-Financial Reasons
23	0	0	0	518	61	44	17	3.39%	509	23	43%	30%	0%	43%	0	0%	0	0	0	0%

* - P - Priority Club. Cancellation Reasons: 1-Objectives/conduct, 2-Non-active club, 5-Non-existing club, 6-Disbanding, 7-Merger, 8-Financial Suspension, 9-District/Multiple District Dues.

** - Abbreviation: P-President, S-Secretary, T-Treasurer, M-Member Chairperson, VP-First Vice President, MC-Communications Chairperson, SC-Service Chairperson

*** - Abbreviation: N/R - Never reported using the Lions Clubs website, N/A - Not applicable, No password registered for the Lions Clubs website.

**** - Abbreviation: N - New, IP - Immediate Past, R - Repeat.



Club Health Assessment for District LA 2 through March 2025

			Status	Membership						Reports					Finance		LCIF
Club Number	Club Name	Charter Date		Current Member Count	YTD Members Added	YTD Members Dropped	YTD Net Growth	YTD Net Growth%	Member Count 12 Months Ago	Avg. length of service for dropped members	Months Since Last MMR ***	Yrs. Since Last Officer Report	President Rotation	Vice President Reported ****	Months Since Last Activity Report ***	Account Balance	Donations for current Fiscal Year
			Number of times on status quo within last two years	If below 15 members appears				If net loss is greater than 20% appears			If no report in 3 months appears in	When more than one year appears in	Number of repeat terms	Notes the officers that do not have an active	If no report at 12 months appears in red		
Clubs more than two years old																	
58329	ALAGOINHAS OURO NEGRO DE ALAGO	05/29/1996	Active	26	4	0	4	18.18%	25		1			N T	1		
40431	CAMACAN	10/06/1981	Active	19	0	0	0	0.00%	19		2		2	N M,SC	3		
39169	CAMPO FORMOSO	12/31/1980	Active(2)	18	0	6	-6	-25.00%	23	5	4		2	N M,SC	3	90+ Days	\$84.84
16459	CRUZ DAS ALMAS	09/07/1964	Active(1)	24	0	0	0	0.00%	24		12			N	24+	90+ Days	
16461	IBICARAI	03/08/1966	Active(2)	15	2	1	1	7.14%	14	6	5			M,VP,SC	1	90+ Days	\$110.62
16463	ILHEUS CENTRO	03/10/1956	Active	47	8	13	-5	-9.62%	50	8	0		3	N	0		\$177.87
	Exc Award (06/30/2018, 06/30/2022, 06/30/20																
59408	ILHEUS NORTE	04/25/1997	Active	36	4	2	2	5.88%	33	3	1			VP	0		\$46.53
	Exc Award (06/30/2019, 06/30/2022, 06/30/20																
34646	ILHEUS PONTAL	11/29/1977	Active	36	3	7	-4	-10.00%	41	2	0			N	0		\$468.84
	Exc Award (06/30/2018, 06/30/2019)																
32940	IRECE	11/10/1976	Active	39	5	1	4	11.43%	40	0	4			N	1		
41181	ITABELA	04/09/1982	Active	34	4	7	-3	-8.11%	34	3	0		2	N M	0		\$200.40
	Exc Award (06/30/2024)																
125024	ITABERABA	06/12/2015	Active	29	0	13	-13	-30.95%	42	8	4			N SC	2	90+ Days	
	Exc Award (06/30/2019)																
16466	ITABUNA	06/26/1954	Active	51	11	6	5	10.87%	46	4	0		2	R	1		\$247.25
	Exc Award (06/30/2022, 06/30/2023, 06/30/20																
16467	ITABUNA SUL	11/25/1969	Active	18	2	3	-1	-5.26%	19	29	3		8	R	0		
39877	ITAMARAJU FATIMA	05/12/1981	Active(2)	40	10	2	8	25.00%	32	0	1		2	R SC	1		
16472	JACOBINA	03/07/1964	Active	25	1	0	1	4.17%	23		2		2	R	0		\$305.98
16471	JEQUIE	01/22/1956	Active	11	2	0	2	22.22%	8		5		2	R	1		
16474	JUAZEIRO	11/13/1960	Active	58	11	1	10	20.83%	46	45	4			N P,VP,SC	1		\$14.13
84510	LAURO DE FREITAS QUATRO ESTACOES	12/09/2004	Cancelled(8*)	0	0	24	-24	-100.00%	22	7	9		None	P,S,T,M,VP SC	18	90+ Days	
	Exc Award (06/30/2022)																




Club Health Assessment for District LA 2 through March 2025

Club Number	Club Name	Charter Date	Status	Membership							Reports					Finance	LCIF
				Current Member Count	YTD Members Added	YTD Members Dropped	YTD Net Growth	YTD Net Growth%	Member Count 12 Months Ago	Avg. length of service for members	Months Since Last MMR ***	Yrs. Since Last Officer Report	President Rotation	Vice President Reported ****	Months Since Last Activity Report ***	Account Balance	Donations for current Fiscal Year
			Number of times on status quo within last two years	If below 15 members appears				If net loss is greater than 20% appears			If no report in 3 months appears in	When more than one year appears in	Number of repeat terms	Notes the officers that do not have an active	If no report at 12 months appears in red		
60810	MIMOSO DO OESTE Exc Award (06/30/2018)	05/27/1998	Active	21	1	0	1	5.00%	20		4		3	M,VP,SC	4	90+ Days	
105996	MORRO DO CHAPEU Exc Award (06/30/2018)	06/25/2009	Active	23	0	1	-1	-4.17%	23	12	3			M,VP,SC	1	90+ Days	
30107	PAULO AFONSO Exc Award (06/30/2018, 06/30/2022, 06/30/20)	01/10/1975	Active	118	6	5	1	0.85%	121	4	1		2	R	0		\$13.39
136857	Queimadas	11/30/2018	Active(1)	18	3	6	-3	-14.29%	21	5	4			R	1	90+ Days	\$252.45
122399	Ribeira do Pombal Exc Award (06/30/2021)	06/05/2014	Active	19	0	0	0	0.00%	22		0		2	R	T,VP	7	
67056	SALVADOR BARRA Exc Award (06/30/2018, 06/30/2022, 06/30/20)	12/30/2002	Active	48	0	10	-10	-17.24%	52	7	1			M,VP	0		
16488	SALVADOR CENTRO Exc Award (06/30/2018, 06/30/2023)	03/21/1953	Active	18	1	5	-4	-18.18%	23	25	0			N	M,SC	7	\$40.00
16480	SALVADOR ITAPAGIPE	11/11/1966	Active	18	0	0	0	0.00%	18		41		19	S,T,M,VP,SC	24+		
30600	SALVADOR PERIPERI Exc Award (06/30/2023)	04/14/1975	Active	14	2	3	-1	-6.67%	16	33	1		7	R	SC	5	
16482	SALVADOR SUDOESTE Exc Award (06/30/2018, 06/30/2019)	05/17/1965	Active	21	2	2	0	0.00%	21	33	2		23	R	SC	0	
36978	SANTA CRUZ Exc Award (06/30/2024)	04/24/1979	Active	79	0	17	-17	-17.71%	68	3	3			R	P	0	\$776.76
38615	SAO SEBASTIAO DO PASSE	06/27/1980	Active	14	0	0	0	0.00%	14		87			S,T,M,VP,SC	N/R		
108392	SENHOR DO BONFIM VILA NOVA Exc Award (06/30/2019)	05/20/2010	Active	37	3	0	3	8.82%	27		6		2	R		0	90+ Days
45501	VALENCA Exc Award (06/30/2021, 06/30/2022, 06/30/20)	11/25/1985	Active	27	3	6	-3	-10.00%	33	4	3		2	R	P,M,SC	3	
16494	VICTORIA DA CONQUISTA MONGOIO	04/08/1968	Active	34	0	0	0	0.00%	34		7		None	N	P,T,SC	2	\$13.60
46419	XIQUE XIQUE	06/25/1986	Active(2)	37	0	0	0	0.00%	37		2		2	S,M,VP,SC	24+	90+ Days	



Club Health Assessment for District LA 2 through March 2025

			Status	Membership						Reports				Finance	LCIF		
Club Number	Club Name	Charter Date		Current Member Count	YTD Members Added	YTD Members Dropped	YTD Net Growth	YTD Net Growth%	Member Count 12 Months Ago	Avg. length of service for dropped members	Months Since Last MMR ***	Yrs. Since Last Officer Report	President Rotation	Vice President Reported ****	Months Since Last Activity Report ***	Account Balance	Donations for current Fiscal Year
			Number of times on status quo within last two years	If below 15 members appears		If net loss is greater than 20% appears					If no report in 3 months appears in	When more than one year appears in	Number of repeat terms	Notes the officers that do not have an active	If no report at 12 months appears in red		

Clubs Cancelled Previous Fiscal Year – Clubs Cancelled within last 12 months may be reinstated

Club Number	Club Name	Charter Date	Current Status*	Cancellation Date
58956	IRECE CARAIBAS	12/30/1996	Cancelled(6*)	07/29/2023
154716	Itabatã	06/14/2023	Cancelled(8*)	06/29/2024
46418	SANTO ANTONIO DE JESUS	06/26/1986	Cancelled(6*)	07/29/2023

Current Total Clubs Count	YTD New Clubs Count	YTD Cancelled Clubs Count	YTD Net Club Gain	Current Total Members Count	YTD Add	YTD Drop	YTD Net Growth	YTD Net Growth %	Member Count 12 Months Ago	Average Member Count Per Club	% of Clubs with less than 20 members	% No MMR in 3 Months	% No Officer Report in 12 Months	% of Clubs with balance 90+ days	Number of Clubs in Status Quo	% Status Quo Clubs in Financial Suspension	Number of Cancelled Clubs	Average Cancelled Club Age	Members Lost Due to Cancellation	% of Clubs Cancelled for Non-Financial Reasons
33	0	1	-1	1,072	88	141	-53	-4.71%	1,091	32	33%	52%	0%	27%	0	0%	1	85	24	-100%

* - P - Priority Club. Cancellation Reasons: 1-Objectives/conduct, 2-Non-active club, 5-Non-existing club, 6-Disbanding, 7-Merger, 8-Financial Suspension, 9-District/Multiple District Dues.

** - Abbreviation: P-President, S-Secretary, T-Treasurer, M-Member Chairperson, VP-First Vice President, MC-Communications Chairperson, SC-Service Chairperson

*** - Abbreviation: N/R - Never reported using the Lions Clubs website, N/A - Not applicable, No password registered for the Lions Clubs website.

**** - Abbreviation: N - New, IP - Immediate Past, R - Repeat.



Club Health Assessment for District LA 3 through March 2025

			Status	Membership							Reports					Finance		LCIF
Club Number	Club Name	Charter Date		Current Member Count	YTD Members Added	YTD Members Dropped	YTD Net Growth	YTD Net Growth%	Member Count 12 Months Ago	Avg. length of service for dropped members	Months Since Last MMR ***	Yrs. Since Last Officer Report	President Rotation	Vice President Reported ****	Months Since Last Activity Report ***	Account Balance	Donations for current Fiscal Year	
			Number of times on status quo within last two years	If below 15 members appears					If net loss is greater than 20% appears			If no report in 3 months appears in	When more than one year appears in	Number of repeat terms	Notes the officers that do not have an active red	If no report at 12 months appears in red		
Clubs less than two years old																		
155972	Belo Jardim Terra de Músicos	10/19/2023	Active	17	1	5	-4	-19.05%	24	1	3		None	P,VP	0			
178868	Garanhuns CL Jurandy Pessoa de Araujo	10/01/2024	Active	22	22	0	22	100.00%	0		3			VP	4		\$536.41	
Clubs more than two years old																		
17072	ARACAJU	03/30/1954	Active(1)	5	0	1	-1	-16.67%	6	24	0			IP	3			
17073	ARACAJU ATALAIA	06/10/1966	Active	23	7	1	6	35.29%	16	0	1			N	0		\$225.00	
Exc Award (06/30/2016, 06/30/2023, 06/30/20																		
142744	Aracaju Bertha Lutz	09/18/2020	Active	16	0	7	-7	-30.43%	15	1	0			N	M	0		
Exc Award (06/30/2021)																		
127634	Aracaju Cirurgia	05/24/2016	Active	40	1	0	1	2.56%	37		4			N	M	0	\$89.04	
Exc Award (06/30/2017, 06/30/2018, 06/30/20																		
78465	ARACAJU JOAO BEZERRA	03/19/2004	Active	27	1	2	-1	-3.57%	27	11	0			N	0		\$165.01	
Exc Award (06/30/2019, 06/30/2024)																		
102404	ARACAJU NOVA GERACAO	06/12/2008	Active	31	0	0	0	0.00%	31		6			N	0		\$101.54	
Exc Award (06/30/2016, 06/30/2018, 06/30/20																		
33548	ARACAJU PRAIA FORMOSA	03/30/1977	Active	20	2	0	2	11.11%	18		6		3	N	M,VP	0	\$2,089.24	
40141	ARACAJU SALGADO FILHO	06/15/1981	Active	27	1	2	-1	-3.57%	28	9	2			N	M,VP,SC	0	\$117.31	
Exc Award (06/30/2016, 06/30/2020, 06/30/20																		
32946	ARACAJU SERIGY	11/15/1976	Active	32	0	2	-2	-5.88%	34	13	1			N	0		\$143.35	
Exc Award (06/30/2016, 06/30/2023, 06/30/20																		
136231	Aracaju Sol Nascente	08/31/2018	Cancelled(6*)	0	1	24	-23	-100.00%	25	8	1		None	P,S,T,M,VP SC	3	90+ Days	\$1,000.00	
Exc Award (06/30/2023)																		
17074	ARAPIRACA	05/29/1966	Active(1)	22	0	1	-1	-4.35%	23	5	4			N	SC	24+		
Exc Award (06/30/2020)																		
17077	BELO JARDIM	06/08/1973	Active	18	0	4	-4	-18.18%	22	6	0		2	R	8			
131398	Bom Conselho	06/19/2017	Active(1)	3	0	0	0	0.00%	3		16		None	R	P,S,T,M,VP SC	7	90+ Days	
17089	CARUARU	06/18/1966	Active	57	3	4	-1	-1.72%	59	20	4			N	0		\$4,171.97	
Exc Award (06/30/2016, 06/30/2020, 06/30/20																		



Club Health Assessment for District LA 3 through March 2025

			Status	Membership							Reports					Finance		LCIF
Club Number	Club Name	Charter Date		Current Member Count	YTD Members Added	YTD Members Dropped	YTD Net Growth	YTD Net Growth%	Member Count 12 Months Ago	Avg. length of service for dropped members	Months Since Last MMR ***	Yrs. Since Last Officer Report	President Rotation	Vice President Reported ****	Months Since Last Activity Report ***	Account Balance	Donations for current Fiscal Year	
			Number of times on status quo within last two years	If below 15 members appears				If net loss is greater than 20% appears			If no report in 3 months appears in	When more than one year appears in	Number of repeat terms	Notes the officers that do not have an active	If no report at 12 months red			
139645	Caruaru Capital do Forró	09/03/2019	Active	10	1	4	-3	-23.08%	9	1	3			N	M	3		
	Exc Award (06/30/2022, 06/30/2023)																	
102403	CARUARU MESTRE VITALINO	06/12/2008	Active	24	0	0	0	0.00%	23		3			N	SC	8		\$1,019.27
	Exc Award (06/30/2020, 06/30/2024)																	
126310	DELMIRO GOUVEIA	11/30/2015	Active	13	0	2	-2	-13.33%	14	5	0			N	SC	0		
	Exc Award (06/30/2019)																	
102101	ESCADA MATA SUL	05/15/2008	Active(2)	10	0	0	0	0.00%	10		16	1	None		P,S,T,M,VP SC	7	90+ Days	
106422	ESTANCIA CIDADE JARDIM	03/25/2010	Cancelled(8*)	0	0	9	-9	-100.00%	20	9	3	1	None		P,S,T,M,VP SC	10	90+ Days	
17096	GARANHUNS	06/17/1956	Active	29	1	18	-17	-36.96%	43	12	0			R		0		\$4,239.98
	Exc Award (06/30/2016, 06/30/2019, 06/30/20)																	
99830	GARANHUNS CIDADE DAS FLORES	06/29/2007	Active	14	1	3	-2	-12.50%	17	6	0			N	SC	3		\$120.00
	Exc Award (06/30/2019, 06/30/2020, 06/30/20)																	
41987	JABOATAO CANDEIAS	11/10/1982	Active	5	0	0	0	0.00%	5		10		6	R	S,M,VP,SC	7	90+ Days	
17105	MACEIO CENTRO	05/25/1954	Active	12	0	0	0	0.00%	12		12	1	None		P,S,T,M,VP SC	8		\$1,000.10
	Exc Award (06/30/2016)																	
108272	MACEIÓ CL EDMILSON DE VASCONCELOS PONTES	05/11/2010	Active	23	0	0	0	0.00%	18		9			N		7		\$3,000.25
	Exc Award (06/30/2016, 06/30/2023, 06/30/20)																	
17107	MACEIO FAROL	03/10/1966	Active	11	0	5	-5	-31.25%	16	18	0			N		0		\$1,000.13
	Exc Award (06/30/2021)																	
59272	MACEIO JACARECICA	03/26/1997	Active	29	2	4	-2	-6.45%	31	4	0			N	M	0		\$3,100.21
	Exc Award (06/30/2016, 06/30/2023, 06/30/20)																	
29921	MACEIO JATIUCA	11/06/1974	Active	20	4	5	-1	-4.76%	22	12	1			N		0		\$45.93
	Exc Award (06/30/2016)																	
17106	MACEIO LAGOA	02/17/1968	Active	23	0	1	-1	-4.17%	26	22	4			N		1		
	Exc Award (06/30/2023)																	
150475	Maceió Mãe Natureza	04/11/2022	Active	15	3	5	-2	-11.76%	21	3	1			N	M,SC	0		\$9.19
17108	MACEIO PAJUCARA	05/28/1966	Active	23	0	0	0	0.00%	24		9		2	R		8		
	Exc Award (06/30/2019)																	



Club Health Assessment for District LA 3 through March 2025

			Status	Membership						Reports					Finance	LCIF	
Club Number	Club Name	Charter Date		Current Member Count	YTD Members Added	YTD Members Dropped	YTD Net Growth	YTD Net Growth%	Member Count 12 Months Ago	Avg. length of service for dropped members	Months Since Last MMR ***	Yrs. Since Last Officer Report	President Rotation	Vice President Reported ****	Months Since Last Activity Report ***	Account Balance	Donations for current Fiscal Year
			Number of times on status quo within last two years	If below 15 members appears				If net loss is greater than 20% appears			If no report in 3 months appears in	When more than one year appears in	Number of repeat terms	Notes the officers that do not have an active	If no report at 12 months red		
121984	Maceio Planalto da Jacutinga	04/24/2014	Active	28	0	0	0	0.00%	28		4		4	R	M,SC	0	
	Exc Award (06/30/2016, 06/30/2024)																
127262	Maceió Ponta Verde	04/12/2016	Active	30	3	7	-4	-11.76%	32	6	3			N		0	\$56.06
	Exc Award (06/30/2018, 06/30/2019, 06/30/2020)																
122284	Maceio Prof Regis Cansanco Mota	05/30/2014	Active(1)	10	0	0	0	0.00%	10		16		5	R		11	90+ Days
	Exc Award (06/30/2016)																
137838	Maceió Professora Luzia Pinto	05/13/2019	Active	33	2	5	-3	-8.33%	44	6	3		None	N	P	0	
	Exc Award (06/30/2021)																
66311	MACEIO-JARBAS OITICICA	06/21/2002	Active	23	7	3	4	21.05%	19	18	0			N		0	
	Exc Award (06/30/2016, 06/30/2018, 06/30/2020)																
105418	MARUIM JOSILDA DE MELO DANTAS	05/11/2009	Active	17	0	0	0	0.00%	17		10		3	R		8	90+ Days
29221	PALMARES	04/30/1974	Active	13	2	2	0	0.00%	13	14	5		3	N	M,VP,SC	0	
	Exc Award (06/30/2016, 06/30/2024)																
153551	Penedo Imperial	02/14/2023	Cancelled(8*)	0	0	9	-9	-100.00%	0	2	4		None		P,S,T,M,VP SC	17	90+ Days
17124	RECIFE AFOGADOS	12/03/1968	Active	12	0	0	0	0.00%	12		10		2	R	T,VP,SC	0	\$55.12
17128	RECIFE BOA VIAGEM	11/16/1959	Active	21	0	1	-1	-4.55%	29	3	3		2	R		0	\$618.85
	Exc Award (06/30/2019)																
17125	RECIFE CAXANGA	09/22/1969	Active	4	0	2	-2	-33.33%	6	25	3		4	R	T,M,VP,SC	7	
17126	RECIFE CENTRO	12/19/1953	Active	19	0	0	0	0.00%	20		9		2	N		1	
	Exc Award (06/30/2016, 06/30/2018, 06/30/2020)																
146705	Recife Consular	06/15/2021	Active	8	0	0	0	0.00%	8		9		5	R	T,SC	7	90+ Days
57503	RECIFE GALILEU GALILEI	11/13/1995	Active	14	0	0	0	0.00%	16		11		3	R		5	
	Exc Award (06/30/2016, 06/30/2023)																
38622	RECIFE GUARARAPES	06/29/1980	Active	28	1	1	0	0.00%	31	17	3		2	R	SC	1	\$1,213.74
	Exc Award (06/30/2016, 06/30/2017, 06/30/2020)																
17132	RECIFE JARDIM SAO PAULO	03/17/1970	Active	17	0	0	0	0.00%	17		11		2	N	M,VP	0	
	Exc Award (06/30/2021, 06/30/2023)																
17134	RECIFE PARNAMIRIN	06/04/1960	Active	25	0	2	-2	-7.41%	27	16	2		2		S,T,VP,SC	0	\$1,795.44



Club Health Assessment for District LA 3 through March 2025

			Status	Membership							Reports					Finance	LCIF
Club Number	Club Name	Charter Date		Current Member Count	YTD Members Added	YTD Members Dropped	YTD Net Growth	YTD Net Growth%	Member Count 12 Months Ago	Avg. length of service for dropped members	Months Since Last MMR ***	Yrs. Since Last Officer Report	President Rotation	Vice President Reported ****	Months Since Last Activity Report ***	Account Balance	Donations for current Fiscal Year
			Number of times on status quo within last two years	If below 15 members appears				If net loss is greater than 20% appears			If no report in 3 months appears in	When more than one year appears in	Number of repeat terms	Notes the officers that do not have an active	If no report at 12 months appears in red		
58313	RECIFE SETUBAL	05/21/1996	Active	17	0	1	-1	-5.56%	16	20	4			N	P	0	\$338.22
Exc Award (06/30/2016, 06/30/2021)																	
68951	RECIFE VENEZA BRASILEIRA	06/10/2003	Active(3)	10	0	0	0	0.00%	10		15	1	None	P,S,T,M,VP SC	15		
17138	SANTANA DO IPANEMA JOSE FONTES BARROS	11/16/1969	Active	27	8	2	6	28.57%	24	7	0		None	N	P,T,SC	0	
Exc Award (06/30/2016, 06/30/2023)																	
52688	TEOTONIO VILELA	03/13/1992	Active	10	0	0	0	0.00%	10		17	1	None	P,S,T,M,VP SC	8	90+ Days	
130959	Vitória Centenário	05/23/2017	Active(2)	12	0	0	0	0.00%	12		16		2	N	T,M,VP,SC	3	90+ Days

Clubs Cancelled Previous Fiscal Year – Clubs Cancelled within last 12 months may be reinstated

Club Number	Club Name	Charter Date	Current Status*	Cancellation Date
17133	RECIFE CASA AMARELA	04/25/1969	Cancelled(6*)	06/29/2024

Current Total Clubs Count	YTD New Clubs Count	YTD Cancelled Clubs Count	YTD Net Club Gain	Current Total Members Count	YTD Add	YTD Drop	YTD Net Growth	YTD Net Growth %	Member Count 12 Months Ago	Average Member Count Per Club	% of Clubs with less than 20 members	% No MMR in 3 Months	% No Officer Report in 12 Months	% of Clubs with balance 90+ days	Number of Clubs in Status Quo	% Status Quo Clubs in Financial Suspension	Number of Cancelled Clubs	Average Cancelled Club Age	Members Lost Due to Cancellation	% of Clubs Cancelled for Non-Financial Reasons
51	1	3	-2	999	74	144	-70	-6.55%	1,080	20	51%	67%	8%	16%	0	0%	3	26	42	33%

* - P - Priority Club. Cancellation Reasons: 1-Objectives/conduct, 2-Non-active club, 5-Non-existing club, 6-Disbanding, 7-Merger, 8-Financial Suspension, 9-District/Multiple District Dues.

** - Abbreviation: P-President, S-Secretary, T-Treasurer, M-Member Chairperson, VP-First Vice President, MC-Communications Chairperson, SC-Service Chairperson

*** - Abbreviation: N/R - Never reported using the Lions Clubs website, N/A - Not applicable, No password registered for the Lions Clubs website.

**** - Abbreviation: N - New, IP - Immediate Past, R - Repeat.



Club Health Assessment for District LA 4 through March 2025

			Status	Membership							Reports					Finance	LCIF	
Club Number	Club Name	Charter Date		Current Member Count	YTD Members Added	YTD Members Dropped	YTD Net Growth	YTD Net Growth%	Member Count 12 Months Ago	Avg. length of service for dropped members	Months Since Last MMR ***	Yrs. Since Last Officer Report	President Rotation	Vice President Reported ****	Months Since Last Activity Report ***	Account Balance	Donations for current Fiscal Year	
			Number of times on status quo within last two years	If below 15 members appears					If net loss is greater than 20% appears			If no report in 3 months appears in	When more than one year appears in	Number of repeat terms	Notes the officers that do not have an active	If no report at 12 months appears in red		
Clubs less than two years old																		
154714	Itapipoca Terra dos Três Climas	06/21/2023	Active(1)	21	0	0	0	0.00%	21		21	1	None	P,S,T,M,VP SC	1	90+ Days		
Clubs more than two years old																		
37343	ACARAU	06/25/1979	Active	29	2	0	2	7.41%	33		2		2	R		0	90+ Days	\$50.16
29129	CAMOCIM	04/23/1974	Active	22	1	0	1	4.76%	20		6		2	N		0		
17151	CAMPOS SALES	09/02/1967	Active(1)	21	0	7	-7	-25.00%	28	20	3				T,M,VP,SC	0	90+ Days	
17153	CANINDE	02/02/1964	Cancelled(8*)	0	0	18	-18	-100.00%	19	3	0		None		P,S,T,M,VP SC	2	90+ Days	
55391	CAUCAIA	03/14/1994	Active	73	2	0	2	2.82%	73		4			N		0		\$3,116.89
Exc Award (06/30/2017, 06/30/2021)																		
130651	Caucaia Centenário Litoral	05/03/2017	Active	22	2	0	2	10.00%	20		8				M,VP	0		
Exc Award (06/30/2021, 06/30/2022, 06/30/20)																		
17155	CRATEUS	02/17/1957	Active	30	2	11	-9	-23.08%	41	8	0		2		M,VP,SC	0	90+ Days	\$248.86
Exc Award (06/30/2018)																		
119421	CRATEUS SERTOES	05/21/2013	Active	21	4	6	-2	-8.70%	22	4	0		2	R	T,M	0	90+ Days	
17156	CRATO	09/08/1955	Active	16	1	6	-5	-23.81%	21	10	0			N	T,VP	0	90+ Days	
58533	CRUZ	06/26/1996	Active	18	1	0	1	5.88%	20		9			R	M,VP	1		
29493	FORTALEZA ASSUNCAO	06/19/1974	Active	17	1	3	-2	-10.53%	19	10	0			R		1		\$183.74
17161	FORTALEZA FATIMA	09/02/1970	Active	24	0	2	-2	-7.69%	26	49	1		2	R	T	1		\$170.02
55392	FORTALEZA GLORIA	03/07/1994	Active(2)	10	0	0	0	0.00%	0		10		None		P,S,T,M,VP SC	2	90+ Days	
17162	FORTALEZA GUARANI	11/06/1966	Active(1)	7	0	0	0	0.00%	7		69	2	None		P,S,T,M,VP SC	19	90+ Days	
17163	FORTALEZA IRACEMA	09/03/1960	Active	31	5	4	1	3.33%	25	1	6			N	SC	1		
17164	FORTALEZA JANGADA	02/04/1964	Active(1)	22	0	0	0	0.00%	22		13			R	SC	5	90+ Days	
36467	FORTALEZA M JONES	01/15/1979	Active	21	2	3	-1	-4.55%	25	20	2			N		0		\$852.17
Exc Award (06/30/2022)																		
47300	FORTALEZA MONDUBIM	05/05/1987	Active	23	0	0	0	0.00%	23		45			R	S,M,VP,SC	0		
56354	FORTALEZA MULHER RENDEIRA	12/28/1994	Active	28	0	0	0	0.00%	27		11			N	P,S,T,SC	0		\$15.00



Club Health Assessment for District LA 4 through March 2025

			Status	Membership							Reports					Finance		LCIF
Club Number	Club Name	Charter Date		Current Member Count	YTD Members Added	YTD Members Dropped	YTD Net Growth	YTD Net Growth%	Member Count 12 Months Ago	Avg. length of service for dropped members	Months Since Last MMR ***	Yrs. Since Last Officer Report	President Rotation	Vice President Reported ****	Months Since Last Activity Report ***	Account Balance	Donations for current Fiscal Year	
			Number of times on status quo within last two years	If below 15 members appears				If net loss is greater than 20% appears			If no report in 3 months appears in	When more than one year appears in	Number of repeat terms	Notes the officers that do not have an active	If no report at 12 months appears in red			
17166	FORTALEZA PARQUELANDIA	11/15/1971	Active	37	5	8	-3	-7.50%	40	14	0			R	P,VP,SC	0	\$45.68	
143826	Fortaleza Terra da Luz	12/10/2020	Active(1)	13	0	7	-7	-35.00%	20	4	0			N	S	2	90+ Days	
32864	FORTALEZA TIRADENTES	10/27/1976	Active	7	0	1	-1	-12.50%	8	11	3		2		M,VP,SC	2		
32533	FORTALEZA VERDES MARES	06/20/1976	Active	19	3	8	-5	-20.83%	23	8	2			N	M,VP,SC	0	\$154.28	
17169	IGUATU	05/04/1963	Active(1)	11	1	2	-1	-8.33%	12	5	5				P,M,VP,SC	1		
130154	Iguatu Centenário João Alves Bezerra Exc Award (06/30/2021)	04/06/2017	Active(2)	12	13	13	0	0.00%	20	3	3			N	SC	0	90+ Days	
17173	JUAZEIRO DO NORTE	07/22/1956	Active	16	1	0	1	6.67%	15		5			N	SC	0	\$100.00	
118984	LAVRAS DA MANGABEIRA OLIVIO BATISTA LIMA	03/20/2013	Active(2)	16	6	2	4	33.33%	14	8	0		2	N	S,T,M,SC	5	90+ Days	
17176	MARANGUAPE	02/14/1960	Active	18	3	0	3	20.00%	15		0			IP	P,M,SC	3	90+ Days	
17177	MOMBACA Exc Award (06/30/2017)	03/25/1966	Active	47	0	0	0	0.00%	41		1			IP	SC	0	90+ Days	
115095	MOMBAÇA PRINCESA DO MEL	09/20/2011	Active	15	1	1	0	0.00%	15	10	7			N	M,SC	0	90+ Days	
17179	NOVA RUSSAS	02/11/1968	Active	39	0	2	-2	-4.88%	39	4	0			N	T,SC	0	\$208.39	
17187	SOBRAL CAICARA	11/07/1964	Active	20	0	0	0	0.00%	22		9				M,VP,SC	0		
101014	SOBRAL PRINCESA DO NORTE	03/31/2008	Active	16	0	0	0	0.00%	16		20				S,T,M,VP,SC	0	90+ Days	
17186	SOBRAL RIBEIRO RAMOS	10/31/1954	Active	16	0	0	0	0.00%	16		44			R	P,S,M,VP	0	90+ Days	
17189	TAUA	12/26/1964	Active(1)	51	3	0	3	6.25%	50		0		2	N	T,SC	0	\$198.06	
105708	UNIVERSITARIO DO CARIRI	06/17/2009	Active	32	7	0	7	28.00%	14		0		2	N	S,VP,SC	0	90+ Days	
133582	Uruburetama Centenário CL José de Araújo	01/17/2018	Active	13	3	0	3	30.00%	13		7			N	M,SC	0	90+ Days	
17192	VARZEA ALEGRE	03/28/1965	Active	32	6	3	3	10.34%	31	4	0		2	R	M	0		

Clubs Cancelled Previous Fiscal Year – Clubs Cancelled within last 12 months may be reinstated

Club Number	Club Name	Charter Date	Current Status*	Cancellation Date
-------------	-----------	--------------	-----------------	-------------------



Club Health Assessment for District LA 4 through March 2025

			Status		Membership							Reports					Finance		LCIF	
Club Number	Club Name	Charter Date		Current Member Count	YTD Members Added	YTD Members Dropped	YTD Net Growth	YTD Net Growth%	Member Count 12 Months Ago	Avg. length of service for dropped members	Months Since Last MMR ***	Yrs. Since Last Officer Report	President Rotation	Vice President Reported ****	Months Since Last Activity Report ***	Account Balance	Donations for current Fiscal Year			
			Number of times on status quo within last two years	If below 15 members appears				If net loss is greater than 20% appears			If no report in 3 months appears in	When more than one year appears in	Number of repeat terms	Notes the officers that do not have an active	If no report at 12 months appears in red					
17150	BREJO SANTO	10/27/1963	Cancelled(8*)	06/29/2024																
17157	CRATO SIQUEIRA CAMPOS	06/15/1966	Cancelled(8*)	12/29/2023																
119620	Independencia	06/11/2013	Cancelled(8*)	12/29/2023																
134024	Senador Pompeu Centenário Águas do Patu	03/23/2018	Cancelled(8*)	06/29/2024																
Current Total Clubs Count	YTD New Clubs Count	YTD Cancelled Clubs Count	YTD Net Club Gain	Current Total Members Count	YTD Add	YTD Drop	YTD Net Growth	YTD Net Growth %	Member Count 12 Months Ago	Average Member Count Per Club	% of Clubs with less than 20 members	% No MMR in 3 Months	% No Officer Report in 12 Months	% of Clubs with balance 90+ days	Number of Clubs in Status Quo	% Status Quo Clubs in Financial Suspension	Number of Cancelled Clubs	Average Cancelled Club Age	Members Lost Due to Cancellation	% of Clubs Cancelled for Non-Financial Reasons
38	0	1	-1	886	75	107	-32	-3.49%	916	23	45%	55%	5%	50%	0	0%	1	196	18	-400%

* - P - Priority Club. Cancellation Reasons: 1-Objectives/conduct, 2-Non-active club, 5-Non-existing club, 6-Disbanding, 7-Merger, 8-Financial Suspension, 9-District/Multiple District Dues.

** - Abbreviation: P-President, S-Secretary, T-Treasurer, M-Member Chairperson, VP-First Vice President, MC-Communications Chairperson, SC-Service Chairperson

*** - Abbreviation: N/R - Never reported using the Lions Clubs website, N/A - Not applicable, No password registered for the Lions Clubs website.

**** - Abbreviation: N - New, IP - Immediate Past, R - Repeat.




Club Health Assessment for District LA 5 through March 2025

Club Number	Club Name	Charter Date	Status	Membership							Reports					Finance	LCIF
				Current Member Count	YTD Members Added	YTD Members Dropped	YTD Net Growth	YTD Net Growth%	Member Count 12 Months Ago	Avg. length of service for dropped members	Months Since Last MMR ***	Yrs. Since Last Officer Report	President Rotation	Vice President Reported ****	Months Since Last Activity Report ***	Account Balance	Donations for current Fiscal Year
			Number of times on status quo within last two years	If below 15 members appears				If net loss is greater than 20% appears			If no report in 3 months appears	When more than one year appears in	Number of repeat terms	Notes the officers that do not have an active	If no report at 12 months appears in red		
Clubs less than two years old																	
156106	Cerro Corá	09/26/2023	Active	27	7	12	-5	-15.63%	32	1	3			M,VP	0	90+ Days	
154053	Currais Novos Amigos Conectados Exc Award (06/30/2024)	04/04/2023	Active	43	5	3	2	4.88%	48	1	2			N	T	0	\$4.50
179201	Currais Novos Diabetes	10/21/2024	Active	17	21	4	17	100.00%	0	5	1			M,VP,SC	0		
157782	João Pessoa Hellen Keller	04/02/2024	Active	18	1	7	-6	-25.00%	0	6	2		2	R	M	4	\$4.50
154717	Parelhas Sorriso do Seridó Exc Award (06/30/2024)	06/21/2023	Active	31	9	7	2	6.90%	25	1	0			N		0	
Clubs more than two years old																	
17070	ACU	04/23/1966	Active	30	4	0	4	15.38%	26		7			N	M	6	\$1,021.08
30642	ARARIPINA	04/30/1975	Active(1)	23	0	2	-2	-8.00%	25	8	3				P,M,VP,SC	5	\$2,000.57
17075	ARCOVERDE	12/14/1965	Active(1)	20	6	7	-1	-4.76%	21	14	4			N	SC	4	
68888	CABROBO NOVO MILENIO	05/06/2003	Active	25	0	2	-2	-7.41%	27	2	0			N	M	1	
17084	CAICO Exc Award (06/30/2021, 06/30/2022, 06/30/2024)	02/24/1962	Active	88	8	9	-1	-1.12%	89	3	0			N	P,SC	0	\$3,104.98
17087	CAMPINA GRANDE	11/12/1955	Active	17	2	0	2	13.33%	15		7			N	SC	3	
17088	CAMPINA GRANDE PRATA Exc Award (06/30/2018)	06/01/1966	Active	20	2	3	-1	-4.76%	20	13	1				VP	3	\$1,103.59
38864	CATOLE DO ROCHA Exc Award (06/30/2023)	08/28/1980	Active	85	18	16	2	2.41%	84	14	2				VP,SC	1	\$18,945.34
117070	CURRAIS NOVOS SCHEELITA Exc Award (06/30/2021, 06/30/2022, 06/30/2024)	06/06/2012	Active	67	6	24	-18	-21.18%	79	4	3			N	M	0	\$3,048.81
59409	GOIANINHA	04/24/1997	Active(1)	13	0	4	-4	-23.53%	22	7	3			N	SC	18	90+ Days
17101	JOAO PESSOA Exc Award (06/30/2022)	11/25/1954	Active	35	8	3	5	16.67%	30	3	0			N		1	\$1,063.07
120407	João Pessoa Cidade das Acácias	09/24/2013	Active	15	1	0	1	7.14%	14		4			IP	M,SC	0	90+ Days



Club Health Assessment for District LA 5 through March 2025

			Status	Membership							Reports					Finance	LCIF
Club Number	Club Name	Charter Date		Current Member Count	YTD Members Added	YTD Members Dropped	YTD Net Growth	YTD Net Growth%	Member Count 12 Months Ago	Avg. length of service for dropped members	Months Since Last MMR ***	Yrs. Since Last Officer Report	President Rotation	Vice President Reported ****	Months Since Last Activity Report ***	Account Balance	Donations for current Fiscal Year
			Number of times on status quo within last two years	If below 15 members appears					If net loss is greater than 20% appears			If no report in 3 months appears in	When more than one year appears in	Number of repeat terms	Notes the officers that do not have an active	If no report at 12 months appears in red	
41988	JOAO PESSOA NORTE	11/22/1982	Active	8	0	0	0	0.00%	8		20	1	None		P,S,T,M,VP SC	4	
17102	JOAO PESSOA TAMBAU	12/12/1968	Active	36	3	4	-1	-2.70%	37	6	1			N		1	\$268.24
Exc Award (06/30/2018)																	
54695	JOAO PESSOA VERDES MARES	06/30/1993	Active	18	3	5	-2	-10.00%	22	2	0		2	N	SC	0	\$16.59
64324	JOAO PESSOA-TERCEIRO MILENIO	05/21/2001	Active(1)	6	0	0	0	0.00%	6		15	1	None		P,S,T,M,VP SC	20	90+ Days
151862	Lagoa Nova Rainha da Serra	07/21/2022	Active	38	6	8	-2	-5.00%	40	1	0		2		M,VP,SC	4	\$9.62
Exc Award (06/30/2023)																	
55809	MACAIBA AUTA DE SOUZA	06/10/1994	Active	20	0	1	-1	-4.76%	19	0	0				P,T,M,VP,SC	8	\$2,175.35
17104	MACAU	02/05/1956	Active	164	5	4	1	0.61%	158	9	1			N	M,SC	0	\$77.89
Exc Award (06/30/2023)																	
17109	MOSSORO	01/13/1957	Active(1)	30	0	0	0	0.00%	30		4		2	N	T,M,SC	5	90+ Days
17110	MOSSORO ABOLICAO	03/31/1967	Active	74	8	4	4	5.71%	67	5	0			N	VP,SC	0	\$25.00
Exc Award (06/30/2023, 06/30/2024)																	
17115	NATAL	12/06/1954	Active	37	0	2	-2	-5.13%	37	8	8			N	SC	7	\$19.53
Exc Award (06/30/2024)																	
143477	Natal Futuras Gerações	11/03/2020	Active(2)	10	0	0	0	0.00%	10		10		2	R		2	
Exc Award (06/30/2022)																	
39054	NATAL LAGOA NOVA	11/11/1980	Active	39	2	0	2	5.41%	37		4			N		0	\$1,132.63
Exc Award (06/30/2024)																	
17111	NATAL LESTE	01/27/1962	Active	13	0	2	-2	-13.33%	15	30	6		9		VP,SC	0	90+ Days
17112	NATAL NORTE	04/22/1966	Active(1)	15	0	9	-9	-37.50%	24	2	8		2		S,T,M,VP,SC	7	
46043	NATAL PONTA NEGRA	04/24/1986	Active	19	0	0	0	0.00%	21		9		2	R	VP,SC	0	\$11.44
54495	NATAL POTENGI	05/21/1993	Active	29	0	2	-2	-6.45%	30	30	6		3	R	T	0	\$1,050.16
17113	NATAL REIS MAGOS	01/24/1967	Active	56	13	5	8	16.67%	46	9	0		2	N	P,T,M,SC	0	\$4,022.91
Exc Award (06/30/2023, 06/30/2024)																	
44984	NATAL SUL	05/13/1985	Active	28	0	0	0	0.00%	28		10			R	M,SC	1	\$12.52
Exc Award (06/30/2023)																	



Club Health Assessment for District LA 5 through March 2025

			Status	Membership							Reports					Finance	LCIF		
Club Number	Club Name	Charter Date		Current Member Count	YTD Members Added	YTD Members Dropped	YTD Net Growth	YTD Net Growth%	Member Count 12 Months Ago	Avg. length of service for dropped members	Months Since Last MMR ***	Yrs. Since Last Officer Report	President Rotation	Vice President Reported ****	Months Since Last Activity Report ***	Account Balance	Donations for current Fiscal Year		
			Number of times on status quo within last two years	If below 15 members appears				If net loss is greater than 20% appears			If no report in 3 months appears in	When more than one year appears in	Number of repeat terms	Notes the officers that do not have an active	If no report at 12 months appears in red				
17114	NOVA CRUZ	03/18/1970	Active	46	0	3	-3	-6.12%	50	18	3		3	N	M,SC	15	90+ Days	\$6.13	
137966	Ouricuri Marinho Mendes	04/23/2019	Cancelled(6*)	0	0	21	-21	-100.00%	33	5	3		None	P,S,T,M,VP SC SC	5				
99709	OURICURI SERTAO	06/22/2007	Active(2)	12	0	0	0	0.00%	12		2			R	SC	4			
111429	PARNAMIRIM TRAMPOLIM DA VITÓRIA	06/20/2011	Active	12	0	6	-6	-33.33%	18	1	6				T,M,VP,SC	2			
17121	PESQUEIRA	01/12/1968	Active(1)	24	0	1	-1	-4.00%	25	9	3		9	N	VP	9			
37347	PETROLANDIA	06/25/1979	Active(1)	48	0	2	-2	-4.00%	50	24	2			R	M	0			\$1,023.30
Exc Award (06/30/2022, 06/30/2023, 06/30/2024)																			
17122	PETROLINA	06/29/1973	Active	67	6	4	2	3.08%	67	5	1			R		1			\$2,023.04
Exc Award (06/30/2023)																			
56628	PETROLINA-CENTENARIO	03/09/1995	Active(1)	12	0	2	-2	-14.29%	14	9	0				M,VP,SC	3			\$2,008.52
17136	SALGUEIRO	02/08/1972	Active	19	0	3	-3	-13.64%	22	3	7			N		4			
40884	SANTA RITA	02/16/1982	Active	6	0	0	0	0.00%	6		13		5		VP,SC	0			
51787	SAO BENTO	06/14/1991	Active	54	1	8	-7	-11.48%	61	9	1			N	M,SC	10	\$2,129.44		
59625	SAO JOSE DE MIPIBU	05/29/1997	Active	16	0	0	0	0.00%	16		9		5	R	M,SC	0			
127291	Tacaratu	05/05/2016	Active	23	0	0	0	0.00%	23		10				S,T,M,VP	8			
47302	TRINDADE	05/12/1987	Active(2)	14	18	21	-3	-17.65%	17	20	0		2		M,VP,SC	11	90+ Days		

Clubs Cancelled Previous Fiscal Year – Clubs Cancelled within last 12 months may be reinstated

Club Number	Club Name			Charter Date			Current Status*		Cancellation Date											
59719	SAO GONCALO DO AMARANTE			06/24/1997			Cancelled(8*)		07/29/2023											
Current Total Clubs Count	YTD New Clubs Count	YTD Cancelled Clubs Count	YTD Net Club Gain	Current Total Members Count	YTD Add	YTD Drop	YTD Net Growth	YTD Net Growth %	Member Count 12 Months Ago	Average Member Count Per Club	% of Clubs with less than 20 members	% No MMR in 3 Months	% No Officer Report in 12 Months	% of Clubs with balance 90+ days	Number of Clubs in Status Quo	% Status Quo Clubs in Financial Suspension	Number of Cancelled Clubs	Average Cancelled Club Age	Members Lost Due to Cancellation	% of Clubs Cancelled for Non-Financial Reasons
48	1	1	0	1,567	163	220	-57	-3.51%	1,606	33	40%	54%	4%	17%	0	0%	1	32	21	0%




Club Health Assessment for District LA 5 through March 2025

			Status	Membership							Reports					Finance	LCIF
Club Number	Club Name	Charter Date		Current Member Count	YTD Members Added	YTD Members Dropped	YTD Net Growth	YTD Net Growth%	Member Count 12 Months Ago	Avg. length of service for dropped members	Months Since Last MMR ***	Yrs. Since Last Officer Report	President Rotation	Vice President Reported ****	Months Since Last Activity Report ***	Account Balance	Donations for current Fiscal Year
			Number of times on status quo within last two years	If below 15 members appears				If net loss is greater than 20% appears			If no report in 3 months appears in	When more than one year appears in	Number of repeat terms	Notes the officers that do not have an active	If no report at 12 months appears in red		

* - P - Priority Club. Cancellation Reasons: 1-Objectives/conduct, 2-Non-active club, 5-Non-existing club, 6-Disbanding, 7-Merger, 8-Financial Suspension, 9-District/Multiple District Dues.
** - Abbreviation: P-President, S-Secretary, T-Treasurer, M-Member Chairperson, VP-First Vice President, MC-Communications Chairperson, SC-Service Chairperson
*** - Abbreviation: N/R - Never reported using the Lions Clubs website, N/A - Not applicable, No password registered for the Lions Clubs website.
**** - Abbreviation: N - New, IP - Immediate Past, R - Repeat.



Club Health Assessment for District LA 6 through March 2025

			Status	Membership							Reports					Finance	LCIF	
Club Number	Club Name	Charter Date		Current Member Count	YTD Members Added	YTD Members Dropped	YTD Net Growth	YTD Net Growth%	Member Count 12 Months Ago	Avg. length of service for dropped members	Months Since Last MMR ***	Yrs. Since Last Officer Report	President Rotation	Vice President Reported ****	Months Since Last Activity Report ***	Account Balance	Donations for current Fiscal Year	
			Number of times on status quo within last two years	If below 15 members appears					If net loss is greater than 20% appears			If no report in 3 months appears in	When more than one year appears in	Number of repeat terms	Notes the officers that do not have an active	If no report at 12 months appears in red		
Clubs less than two years old																		
154637	Cametá	06/16/2023	Active(1)	23	0	0	0	0.00%	21		9			N	S,T,M,VP,SC	20	90+ Days	
179807	Itapeturu Mirim	12/16/2024	Active	24	24	0	24	100.00%	0		3				M,VP,SC	4	90+ Days	
154736	Mazagão São Tiago	06/20/2023	Cancelled(8*)	0	0	21	-21	-100.00%	21	2	3	1	None		P,S,T,M,VP SC	18	90+ Days	
154816	Pedro II	06/21/2023	Active(3)	25	0	0	0	0.00%	25		1			IP	M,SC	1	90+ Days	
172597	Santana	06/25/2024	Active	20	1	2	-1	-4.76%	0	1	2		2		M,VP,SC	3	90+ Days	
Clubs more than two years old																		
16403	ABAETETUBA	06/29/1966	Active(1)	71	0	7	-7	-8.97%	78	8	3			N		0	90+ Days	\$40.00
Exc Award (06/30/2023, 06/30/2024)																		
33038	ALTAMIRA	11/30/1976	Active	12	0	0	0	0.00%	12		13	1	None		P,S,T,M,VP SC	1		
16405	BELEM	07/26/1956	Active	15	5	7	-2	-11.76%	12	7	0		3	R	M	0		
16406	BELEM BATISTA CAMPOS	12/08/1972	Active	20	5	4	1	5.26%	19	2	0				M,VP,SC	1		\$150.00
Exc Award (06/30/2021, 06/30/2022, 06/30/2023)																		
16409	BELEM MARCO	06/12/1969	Active	16	1	1	0	0.00%	16	0	2			N	T	0		\$255.00
Exc Award (06/30/2018)																		
30951	BELEM NAZARETH	06/20/1975	Active	24	1	5	-4	-14.29%	26	7	0			N	SC	0		\$374.86
Exc Award (06/30/2024)																		
16410	BELEM REPUBLICA	10/30/1962	Active	20	1	3	-2	-9.09%	22	7	0		2	R	M,SC	0		
38311	BENEVIDES	04/17/1980	Active	47	5	3	2	4.44%	45	5	1		2	N		0		
151562	Benevides Murinim Centenario	06/30/2022	Active(4)	9	2	8	-6	-40.00%	15	2	3		2		M,VP,SC	3	90+ Days	
16412	BRAGANCA	03/09/1969	Active	38	0	11	-11	-22.45%	50	4	0			N	M,SC	0	90+ Days	\$30.00
16415	CAMPO MAIOR	11/19/1960	Active	64	11	2	9	16.36%	55	4	0			N		0		
Exc Award (06/30/2023)																		
129591	CANAÃ DOS CARAJÁS CENTENÁRIO	04/04/2017	Active	12	0	0	0	0.00%	12		18	1	None		P,S,T,M,VP SC	1		
38635	CAPITAO POÇO	06/19/1980	Active(2)	10	0	0	0	0.00%	10		21		None		P,S,T,M,VP SC	1	90+ Days	
31069	CASTANHAL	07/21/1975	Active	25	0	0	0	0.00%	26		7			N		0		\$30.00



Club Health Assessment for District LA 6 through March 2025

			Status	Membership							Reports					Finance	LCIF			
Club Number	Club Name	Charter Date		Current Member Count	YTD Members Added	YTD Members Dropped	YTD Net Growth	YTD Net Growth%	Member Count 12 Months Ago	Avg. length of service for dropped members	Months Since Last MMR ***	Yrs. Since Last Officer Report	President Rotation	Vice President Reported ****	Months Since Last Activity Report ***	Account Balance	Donations for current Fiscal Year			
			Number of times on status quo within last two years	If below 15 members appears					If net loss is greater than 20% appears						If no report in 3 months appears in	When more than one year appears in	Number of repeat terms	Notes the officers that do not have appears in an active red		
Exc Award (06/30/2023)																				
46045	CASTANHAL CRISTO REDENTOR	04/14/1986	Active	24	0	0	0	0.00%	24		12		2	R	T,M,SC	0				
Exc Award (06/30/2023)																				
49690	DOM ELISEU	06/30/1989	Active(1)	16	0	0	0	0.00%	17		10			N	P,T,M,VP,SC	1				
16417	FLORIANO	08/20/1960	Active	13	1	4	-3	-18.75%	16	17	5				VP	1				
151549	Gigantes da Amazonia	06/30/2022	Active(3)	4	3	2	1	33.33%	3	2	5			N	M,SC	4		\$80.00		
16420	ICOARACI	12/20/1964	Active	16	2	1	1	6.67%	15	1	2				VP,SC	1	90+ Days	\$50.00		
119004	ITAITUBA MORAES ALMEIDA	03/21/2013	Active	28	1	0	1	3.70%	24		3			N	SC	0		\$19.18		
Exc Award (06/30/2022, 06/30/2023)																				
62175	ITUPIRANGA	06/24/1999	Active(1)	15	4	0	4	36.36%	12		0			N		1				
99171	JACUNDA CENTRO	04/25/2007	Active	8	0	0	0	0.00%	8		8	1	None		P,S,T,M,VP SC	18				
16423	MACAPA	09/16/1961	Active	20	0	1	-1	-4.76%	21	2	3			N	P,M,SC	0		\$200.36		
118928	MACAPA JESUS DE NAZARE	03/12/2013	Active(3)	15	0	6	-6	-28.57%	21	6	0			N	M,SC	0	90+ Days			
128074	Macapa Maria do Ceu	06/23/2016	Active(1)	17	0	6	-6	-26.09%	23	6	3		2		T,VP	2	90+ Days	\$287.75		
Exc Award (06/30/2024)																				
38637	MACAPA PERIMETRAL	06/16/1980	Active	24	0	0	0	0.00%	24		7		3	R	SC	0				
Exc Award (06/30/2020, 06/30/2023)																				
39627	MARABA	03/30/1981	Active	27	4	5	-1	-3.57%	28	19	0			N	P,SC	0				
Exc Award (06/30/2023)																				
54696	MARABA ITACAIUNAS	06/28/1993	Active	12	0	0	0	0.00%	15		3			N	T,VP,SC	0				
39704	MOJU	04/13/1981	Active	10	1	3	-2	-16.67%	13	11	3			N	M	0				
64219	NOVO PROGRESSO	04/19/2001	Active	38	0	2	-2	-5.00%	36	4	0			N		1				
Exc Award (06/30/2020)																				
144668	Oiapoque Fronteira	01/05/2021	Active(2)	27	0	0	0	0.00%	27		18	1	None		P,S,T,M,VP SC	19	90+ Days			
38639	PARAGOMINAS	06/27/1980	Active	39	5	1	4	11.43%	37	14	3			N	SC	0	90+ Days			
16429	PARNAIBA	11/23/1957	Active(1)	38	0	10	-10	-20.83%	48	3	1			N	M	0				
16431	PICOS	06/20/1959	Active(1)	22	26	48	-22	-50.00%	37	9	2		5	R	T,M,VP	1				



Club Health Assessment for District LA 6 through March 2025

			Status	Membership							Reports					Finance		LCIF
Club Number	Club Name	Charter Date		Current Member Count	YTD Members Added	YTD Members Dropped	YTD Net Growth	YTD Net Growth%	Member Count 12 Months Ago	Avg. length of service for dropped members	Months Since Last MMR ***	Yrs. Since Last Officer Report	President Rotation	Vice President Reported ****	Months Since Last Activity Report ***	Account Balance	Donations for current Fiscal Year	
			Number of times on status quo within last two years	If below 15 members appears				If net loss is greater than 20% appears			If no report in 3 months appears in	When more than one year appears in	Number of repeat terms	Notes the officers that do not have an active	If no report at 12 months appears in red			
Exc Award (06/30/2023)																		
119739	Rondon do Para Renascer	06/20/2013	Active(1)	14	0	0	0	0.00%	14		5		10	R	M,VP,SC	17	90+ Days	
37062	SANTA INES	05/08/1979	Active	31	1	15	-14	-31.11%	45	7	1				M,VP,SC	5	90+ Days \$990.00	
118737	SANTA LUZIA	02/07/2013	Active(1)	28	2	0	2	7.69%	26		4			N		1	90+ Days	
Exc Award (06/30/2022)																		
16444	SAO LUIS GONÇALVES DIAS	10/24/1963	Active	31	0	2	-2	-6.06%	33	3	0			N	T	0	\$20.00	
34532	SAO LUIS SAO FRANCISCO	10/20/1977	Active	13	0	0	0	0.00%	13		0			IP		0		
52094	TAILANDIA	10/17/1991	Active(1)	28	1	1	0	0.00%	28	2	3			N	M	0		
16447	TERESINA	05/25/1956	Active	55	8	4	4	7.84%	51	23	2		2	N		0		
Exc Award (06/30/2023)																		
37352	TERESINA AFONSO MAFRENSE	06/25/1979	Active	37	4	9	-5	-11.90%	42	4	0			N	M,SC	2	90+ Days	
38168	TERESINA CIDADE VERDE	03/31/1980	Active	25	0	0	0	0.00%	26		9		2	N	VP,SC	12		
56435	TERESINA FREI SERAFIM	01/17/1995	Active	37	0	3	-3	-7.50%	37	4	3			N	VP	0	\$20.00	
Exc Award (06/30/2018, 06/30/2022, 06/30/20)																		
138476	Teresina Heróis do Jenipapo	06/07/2019	Active	11	1	3	-2	-15.38%	12	3	0			N		0		
Exc Award (06/30/2023)																		
36328	TERESINA OITO DE OUTUBRO	12/08/1978	Active	14	0	1	-1	-6.67%	15	31	5		3	R	SC	3		
16448	TIMON	06/03/1967	Active(1)	24	0	0	0	0.00%	24		20				S,T,M,VP,SC	1	90+ Days	
53080	TUCURUI	05/13/1992	Active(1)	25	0	0	0	0.00%	25		15		2	R	VP,SC	1	90+ Days \$50.00	
150513	Tutoia	04/13/2022	Active	23	4	10	-6	-20.69%	29	2	2		2		M,VP,SC	4	90+ Days \$50.00	

Clubs Cancelled Previous Fiscal Year – Clubs Cancelled within last 12 months may be reinstated

Club Number	Club Name	Charter Date	Current Status*	Cancellation Date
137588	Pinheiro	03/14/2019	Cancelled(8*)	12/29/2023



Club Health Assessment for District LA 6 through March 2025

Club NumberClub NameCharter Date			Status		Membership								Reports				Finance		LCIF	
					Current Member Count	YTD Members Added	YTD Members Dropped	YTD Net Growth	YTD Net Growth%	Member Count 12 Months Ago	Avg. length of service for dropped members	Months Since Last MMR ***	Yrs. Since Last Officer Report	President Rotation	Vice President Reported ****	Months Since Last Activity Report ***	Account Balance	Donations for current Fiscal Year		
			Number of times on status quo within last two years	If below 15 members appears				If net loss is greater than 20% appears			If no report in 3 months appears in	When more than one year appears in	Number of repeat terms	Notes the officers that do not have an active	If no report at 12 months appears in red					
Current Total Clubs Count	YTD New Clubs Count	YTD Cancelled Clubs Count	YTD Net Club Gain	Current Total Members Count	YTD Add	YTD Drop	YTD Net Growth	YTD Net Growth %	Member Count 12 Months Ago	Average Member Count Per Club	% of Clubs with less than 20 members	% No MMR in 3 Months	% No Officer Report in 12 Months	% of Clubs with balance 90+ days	Number of Clubs in Status Quo	% Status Quo Clubs in Financial Suspension	Number of Cancelled Clubs	Average Cancelled Club Age	Members Lost Due to Cancellation	% of Clubs Cancelled for Non-Financial Reasons
53	1	1	0	1,284	124	211	-87	-6.35%	1,334	24	38%	55%	8%	38%	0	0%	1	6	21	-100%

* - P - Priority Club. Cancellation Reasons: 1-Objectives/conduct, 2-Non-active club, 5-Non-existing club, 6-Disbanding, 7-Merger, 8-Financial Suspension, 9-District/Multiple District Dues.

** - Abbreviation: P-President, S-Secretary, T-Treasurer, M-Member Chairperson, VP-First Vice President, MC-Communications Chairperson, SC-Service Chairperson

*** - Abbreviation: N/R - Never reported using the Lions Clubs website, N/A - Not applicable, No password registered for the Lions Clubs website.

**** - Abbreviation: N - New, IP - Immediate Past, R - Repeat.



Club Health Assessment for District LB 1 through March 2025

Club Number	Club Name	Charter Date	Status	Membership							Reports					Finance	LCIF
				Current Member Count	YTD Members Added	YTD Members Dropped	YTD Net Growth	YTD Net Growth%	Member Count 12 Months Ago	Avg. length of service for members	Months Since Last MMR ***	Yrs. Since Last Officer Report	President Rotation	Vice President Reported ****	Months Since Last Activity Report ***	Account Balance	Donations for current Fiscal Year
			Number of times on status quo within last two years	If below 15 members appears				If net loss is greater than 20% appears			If no report in 3 months appears	When more than one year appears in	Number of repeat terms	Notes the officers that do not have an active	If no report at 12 months appears in red		
Clubs less than two years old																	
154402	Campo Grande Ipe Amarelo	05/17/2023	Active(1)	30	2	4	-2	-6.25%	30	4	1		3	R M	3	90+ Days	\$1,000.78
156025	Navirai Centro	09/18/2023	Active(2)	47	46	45	1	2.17%	46	8	0			M,VP,SC	0		
Clubs more than two years old																	
119889	Amambai Crepusculo	06/28/2013	Active	24	2	5	-3	-11.11%	28	3	3			N M	0		
	Exc Award (06/30/2017)																
142700	Anastacio	08/19/2020	Active	38	0	9	-9	-19.15%	46	4	3			N	1	90+ Days	
	Exc Award (06/30/2022, 06/30/2024)																
16969	AQUIDAUANA	11/10/1955	Active	34	0	0	0	0.00%	32		6		2	N	0		
	Exc Award (06/30/2016, 06/30/2017, 06/30/20)																
16970	ASSIS	10/10/1957	Active(1)	11	3	1	2	22.22%	9	0	0		9	N T,VP,SC	0		
59645	ASSIS LEAO DO VALE	06/17/1997	Active	21	1	0	1	5.00%	20		2		3	N SC	0		
	Exc Award (06/30/2022, 06/30/2024)																
16972	BATAGUASSU	04/30/1968	Active	32	0	1	-1	-3.03%	33	1	2		2	N M,SC	0		
	Exc Award (06/30/2020)																
16979	CAMPO GRANDE	11/29/1954	Active(1)	18	0	10	-10	-35.71%	23	3	2			M,VP,SC	2	90+ Days	\$1,001.59
	Exc Award (06/30/2018, 06/30/2019)																
143982	Campo Grande Centenario	12/15/2020	Active	14	0	0	0	0.00%	16		3		6	N M,SC	0	90+ Days	
63587	CAMPO GRANDE CIDADE MORENA	09/25/2000	Active	17	0	2	-2	-10.53%	19	1	3			R	0		\$2,113.16
	Exc Award (06/30/2017, 06/30/2018, 06/30/20)																
16975	CAMPO GRANDE NORTE	04/26/1968	Active	19	2	1	1	5.56%	19	0	3			N P,M	1		\$1,051.59
	Exc Award (06/30/2020, 06/30/2021)																
153864	Campo Grande Pantanal Sul	03/23/2023	Active(2)	3	3	8	-5	-62.50%	8	4	3		3	R S,M,VP,SC	1	90+ Days	
16976	CAMPO GRANDE SUL	04/26/1968	Active	26	0	3	-3	-10.34%	29	12	3			N S	9		
	Exc Award (06/30/2016, 06/30/2018, 06/30/20)																
52191	CANDIDO MOTA	11/26/1991	Active	33	3	3	0	0.00%	33	5	0			R P,T	0		
	Exc Award (06/30/2016, 06/30/2017, 06/30/20)																
16978	CERQUEIRA CESAR	03/12/1965	Active	37	0	0	0	0.00%	37		11		2	R M,SC	0		




Club Health Assessment for District LB 1 through March 2025

			Status	Membership							Reports					Finance	LCIF
Club Number	Club Name	Charter Date		Current Member Count	YTD Members Added	YTD Members Dropped	YTD Net Growth	YTD Net Growth%	Member Count 12 Months Ago	Avg. length of service for dropped members	Months Since Last MMR ***	Yrs. Since Last Officer Report	President Rotation	Vice President Reported ****	Months Since Last Activity Report ***	Account Balance	Donations for current Fiscal Year
			Number of times on status quo within last two years	If below 15 members appears				If net loss is greater than 20% appears			If no report in 3 months appears in	When more than one year appears in	Number of repeat terms	Notes the officers that do not have an active	If no report at 12 months appears in red		
Exc Award (06/30/2016, 06/30/2017, 06/30/2020)																	
16982	CHAVANTES	06/11/1967	Active	15	0	0	0	0.00%	15		11		2	M,VP,SC	0		
Exc Award (06/30/2016)																	
36221	CORONEL SAPUCAIA BI NACIONAL	11/16/1978	Active(1)	28	0	0	0	0.00%	28		9		N	P,M,VP,SC	0	90+ Days	
Exc Award (06/30/2016, 06/30/2017)																	
16980	CORUMBA	01/07/1956	Active	69	3	2	1	1.47%	67	0	4		N	T	0		\$2,091.52
Exc Award (06/30/2017, 06/30/2020)																	
68933	CORUMBA ALVORADA	06/10/2003	Active	22	0	2	-2	-8.33%	25	5	4			VP	0		
Exc Award (06/30/2016, 06/30/2017, 06/30/2020)																	
57255	CORUMBA PANTANAL	07/28/1995	Active	17	0	0	0	0.00%	18		9		N	P,SC	0	90+ Days	
Exc Award (06/30/2017, 06/30/2021)																	
34457	DEODAPOLIS	09/07/1977	Active(2)	7	0	0	0	0.00%	7		11		4	S,M,VP,SC	0		
Exc Award (06/30/2016)																	
16984	DOURADOS	10/25/1956	Active	21	0	2	-2	-8.70%	24	24	3			M,VP,SC	0		
Exc Award (06/30/2016, 06/30/2018, 06/30/2020)																	
98043	ESTANCIA TURISTICA DE PRES EPITACIO	11/20/2006	Active	33	4	0	4	13.79%	26		4		N		0		\$1,048.80
Exc Award (06/30/2016, 06/30/2017, 06/30/2020)																	
65514	GLORIA DE DOURADOS	06/14/2002	Active	23	2	0	2	9.52%	21		2		2	T,M,VP,SC	0		
Exc Award (06/30/2018, 06/30/2020)																	
149533	Guia Lopes da Laguna	02/15/2022	Active(2)	1	0	0	0	0.00%	5		9			S,T,M,VP,SC	2		
16989	IPAUSSU	10/17/1961	Active(1)	25	9	7	2	8.70%	30	13	0			M,VP,SC	0	90+ Days	
Exc Award (06/30/2016, 06/30/2018)																	
151226	Itaquiraí	06/10/2022	Active	27	0	6	-6	-18.18%	35	2	1			M,VP,SC	0		
16990	JARDIM	12/27/1967	Active	5	0	0	0	0.00%	5		3		4	T,M,VP,SC	0		
Exc Award (06/30/2017)																	
41674	LADARIO	06/27/1982	Active	26	0	2	-2	-7.14%	28	1	3		N	M	0	90+ Days	\$1,000.03
Exc Award (06/30/2016, 06/30/2017, 06/30/2020)																	
66306	MIRANDA	06/21/2002	Active	4	0	4	-4	-50.00%	8	16	3		7	S,T,M,VP,SC	0		
Exc Award (06/30/2020)																	



Club Health Assessment for District LB 1 through March 2025

			Status	Membership							Reports					Finance	LCIF
Club Number	Club Name	Charter Date		Current Member Count	YTD Members Added	YTD Members Dropped	YTD Net Growth	YTD Net Growth%	Member Count 12 Months Ago	Avg. length of service for dropped members	Months Since Last MMR ***	Yrs. Since Last Officer Report	President Rotation	Vice President Reported ****	Months Since Last Activity Report ***	Account Balance	Donations for current Fiscal Year
			Number of times on status quo within last two years	If below 15 members appears				If net loss is greater than 20% appears			If no report in 3 months appears in	When more than one year appears in	Number of repeat terms	Notes the officers that do not have an active	If no report at 12 months appears in red		
34652	MUNDO NOVO	11/08/1977	Active	28	0	1	-1	-3.45%	29	8	1			VP	0		\$1,001.14
	Exc Award (06/30/2017, 06/30/2019, 06/30/20																
16995	NOVA ANDRADINA	05/28/1966	Active	20	0	3	-3	-13.04%	25	2	3			IP M	0		
	Exc Award (06/30/2016, 06/30/2017, 06/30/20																
53078	OURINHOS	05/13/1992	Active	29	7	5	2	7.41%	31	8	0			N	0		\$1,150.58
	Exc Award (06/30/2020, 06/30/2021, 06/30/20																
16998	PARAGUACU PAULISTA	10/10/1959	Active	30	0	5	-5	-14.29%	32	1	0			R	0		
	Exc Award (06/30/2016, 06/30/2017, 06/30/20																
17000	PONTA PORA	04/15/1961	Active	18	0	0	0	0.00%	14		7			N VP,SC	0		\$1,001.14
	Exc Award (06/30/2016, 06/30/2017)																
17002	PRESIDENTE PRUDENTE	06/14/1958	Active	23	1	3	-2	-8.00%	25	6	4			N T	0		\$1,002.24
	Exc Award (06/30/2018, 06/30/2023, 06/30/20																
128000	Presidente Prudente Centenario	06/17/2016	Active	10	0	0	0	0.00%	10		11		2	VP	0		
17003	PRESIDENTE PRUDENTE CINQUENTENARIO	11/27/1967	Active	21	1	5	-4	-16.00%	26	4	0		2	N	0		
	Exc Award (06/30/2016, 06/30/2020, 06/30/20																
53148	PRESIDENTE VENCESLAU VISAO	05/21/1992	Active	39	2	3	-1	-2.50%	38	29	0			N	0		
	Exc Award (06/30/2016, 06/30/2021)																
17004	PRESIDENTE WENCESLAU	06/23/1962	Active	25	0	1	-1	-3.85%	27	61	6			N P,M,VP,SC	0		
57500	PRIMAVERA ROSANA	11/07/1995	Active	12	0	0	0	0.00%	14		6			N	0	90+ Days	
	Exc Award (06/30/2017, 06/30/2019, 06/30/20																
17005	RANCHARIA	06/13/1959	Active	23	2	0	2	9.52%	21		0		2	VP,SC	0		
	Exc Award (06/30/2016, 06/30/2017, 06/30/20																
36981	REGENTE FEIJO	04/20/1979	Active	13	0	2	-2	-13.33%	15	2	3		2	R P,M	0		
	Exc Award (06/30/2016, 06/30/2017, 06/30/20																
46041	RIO BRILHANTE	04/03/1986	Active	10	0	0	0	0.00%	10		11		3	R T,M	1		\$14.97
40240	RIO VERDE DE MATO GROSSO	07/01/1981	Active(1)	3	2	0	2	200.00%	1		8			M,VP,SC	1	90+ Days	
36814	SAO GABRIEL D'OESTE	03/30/1979	Active(2)	34	0	0	0	0.00%	34		9			R P,T,VP	1		\$1,001.06



Club Health Assessment for District LB 1 through March 2025

			Status	Membership						Reports					Finance	LCIF	
Club Number	Club Name	Charter Date		Current Member Count	YTD Members Added	YTD Members Dropped	YTD Net Growth	YTD Net Growth%	Member Count 12 Months Ago	Avg. length of service for dropped members	Months Since Last MMR ***	Yrs. Since Last Officer Report	President Rotation	Vice President Reported ****	Months Since Last Activity Report ***	Account Balance	Donations for current Fiscal Year
			Number of times on status quo within last two years	If below 15 members appears			If net loss is greater than 20% appears				If no report in 3 months appears in	When more than one year appears in	Number of repeat terms	Notes the officers that do not have an active	If no report at 12 months appears in red		
Exc Award (06/30/2017)																	
37124	SIDROLANDIA	05/21/1979	Active(1)	21	0	0	0	0.00%	21		11			N T,M	0	90+ Days	
Exc Award (06/30/2016, 06/30/2018)																	
42797	TEODORO SAMPAIO	06/14/1983	Active	24	2	0	2	9.09%	19		4			N	0		
Exc Award (06/30/2021, 06/30/2022)																	

Clubs Cancelled Previous Fiscal Year – Clubs Cancelled within last 12 months may be reinstated

Club Number	Club Name	Charter Date	Current Status*	Cancellation Date
37471	AGUAS DE SANTA BARBARA	08/27/1979	Cancelled(8*)	02/29/2024
119323	NAVIRAI	05/08/2013	Cancelled(6*)	12/29/2023

Current Total Clubs Count	YTD New Clubs Count	YTD Cancelled Clubs Count	YTD Net Club Gain	Current Total Members Count	YTD Add	YTD Drop	YTD Net Growth	YTD Net Growth %	Member Count 12 Months Ago	Average Member Count Per Club	% of Clubs with less than 20 members	% No MMR in 3 Months	% No Officer Report in 12 Months	% of Clubs with balance 90+ days	Number of Clubs in Status Quo	% Status Quo Clubs in Financial Suspension	Number of Cancelled Clubs	Average Cancelled Club Age	Members Lost Due to Cancellation	% of Clubs Cancelled for Non-Financial Reasons
49	0	0	0	1,110	97	145	-48	-4.15%	1,162	23	37%	67%	0%	24%	0	0%	0	0	0	0%

* - P - Priority Club. Cancellation Reasons: 1-Objectives/conduct, 2-Non-active club, 5-Non-existing club, 6-Disbanding, 7-Merger, 8-Financial Suspension, 9-District/Multiple District Dues.

** - Abbreviation: P-President, S-Secretary, T-Treasurer, M-Member Chairperson, VP-First Vice President, MC-Communications Chairperson, SC-Service Chairperson

*** - Abbreviation: N/R - Never reported using the Lions Clubs website, N/A - Not applicable, No password registered for the Lions Clubs website.

**** - Abbreviation: N - New, IP - Immediate Past, R - Repeat.




Club Health Assessment for District LB 2 through March 2025

			Status	Membership							Reports					Finance		LCIF
Club Number	Club Name	Charter Date		Current Member Count	YTD Members Added	YTD Members Dropped	YTD Net Growth	YTD Net Growth%	Member Count 12 Months Ago	Avg. length of service for dropped members	Months Since Last MMR ***	Yrs. Since Last Officer Report	President Rotation	Vice President Reported ****	Months Since Last Activity Report ***	Account Balance	Donations for current Fiscal Year	
			Number of times on status quo within last two years	If below 15 members appears				If net loss is greater than 20% appears			If no report in 3 months appears in	When more than one year appears in	Number of repeat terms	Notes the officers that do not have an active	If no report at 12 months appears in red			
Clubs less than two years old																		
154967	Acreúna Flor de Ypê	07/31/2023	Active	21	0	0	0	0.00%	21		5			IP	M,SC	N/R	90+ Days	
172423	Goiânia Flamboyant	07/16/2024	Active	14	26	12	14	100.00%	0	1	0			N	P,S,T,M,VP	5	90+ Days	
178950	Sao Miguel do Araguaia Flor de Pequi	11/06/2024	Active	26	26	0	26	100.00%	0		4				M,VP,SC	N/R	90+ Days	
Clubs more than two years old																		
17012	ANAPOLIS CENTRO	03/10/1957	Active(1)	17	0	6	-6	-26.09%	34	14	0			N	SC	3		
Exc Award (06/30/2022)																		
46642	APARECIDA DE GOIANIA	11/07/1986	Active	20	0	0	0	0.00%	21		10		2		M,VP,SC	0		
47615	ARAGUAINA TOCANTINS	06/27/1987	Active(3)	16	1	5	-4	-20.00%	20	19	1			R		3	\$1,001.06	
Exc Award (06/30/2022)																		
31627	CATALAO	01/26/1976	Active	45	1	7	-6	-11.76%	53	14	1			N	M,SC	2	90+ Days	
Exc Award (06/30/2017, 06/30/2019, 06/30/2022)																	\$4,000.48	
17026	CERES	11/01/1967	Active	27	0	7	-7	-20.59%	34	7	0			N	T,M	13	90+ Days	
Exc Award (06/30/2017)																		
56557	FORMOSA DA IMPERATRIZ	02/20/1995	Active	15	0	0	0	0.00%	15		1		6	R	S,M	24+		
17038	GOIANESIA	01/27/1965	Active	60	0	2	-2	-3.23%	62	1	1		2	R		12		
Exc Award (06/30/2018)																		
125995	Goiânia Bandeirantes Benincá	10/16/2015	Active	16	1	1	0	0.00%	17	9	3			N		4	90+ Days	
Exc Award (06/30/2017, 06/30/2019, 06/30/2022)																	\$299.97	
51664	GOIANIA BRANCA FAJARDO	05/23/1991	Active	21	0	1	-1	-4.55%	21	3	1		4	N		0	\$1,001.06	
Exc Award (06/30/2021)																		
151360	Goiânia Flor De Ipê	06/17/2022	Active(1)	13	4	3	1	8.33%	11	2	1			R	M	0	\$1,040.78	
53792	GOIANIA MARISTA	11/05/1992	Active	37	1	2	-1	-2.63%	39	6	4			N		0	90+ Days	
Exc Award (06/30/2016, 06/30/2017, 06/30/2022)																	\$87.81	
29532	GOIANIA NORTE	06/28/1974	Active	20	4	0	4	25.00%	16		0			N	M,SC	0		
55843	GOIANIA PARANAIBA	06/21/1994	Active	12	0	0	0	0.00%	12		15	1	None		P,S,T,M,VP SC	15	90+ Days	
Exc Award (06/30/2017)																		



Club Health Assessment for District LB 2 through March 2025

			Status	Membership							Reports					Finance		LCIF
Club Number	Club Name	Charter Date		Current Member Count	YTD Members Added	YTD Members Dropped	YTD Net Growth	YTD Net Growth%	Member Count 12 Months Ago	Avg. length of service for members	Months Since Last MMR ***	Yrs. Since Last Officer Report	President Rotation	Vice President Reported ****	Months Since Last Activity Report ***	Account Balance	Donations for current Fiscal Year	
			Number of times on status quo within last two years	If below 15 members appears				If net loss is greater than 20% appears			If no report in 3 months appears in	When more than one year appears in	Number of repeat terms	Notes the officers that do not have an active	If no report at 12 months appears in red			
56353	GOIANIA SERRA DOURADA	12/28/1994	Active	28	5	7	-2	-6.67%	34	6	2		2	VP	0	90+ Days		
	Exc Award (06/30/2016, 06/30/2018, 06/30/2020)																	
17036	GOIANIA SUL	01/30/1965	Active	29	2	7	-5	-14.71%	39	16	0			VP	5		\$1,910.71	
	Exc Award (06/30/2017, 06/30/2019)																	
64811	GOIANIA-BURITIS	11/29/2001	Active	10	0	0	0	0.00%	11		5			R SC	0		\$1,001.37	
	Exc Award (06/30/2021)																	
49640	GOIANIRA	06/23/1989	Active	25	1	0	1	4.17%	25		4			N	0		\$1,039.40	
	Exc Award (06/30/2020)																	
135341	Goiatuba Centenario	06/25/2018	Active	26	0	0	0	0.00%	28		9			P,T,VP,SC	15		\$9.92	
122609	Ipameri	06/24/2014	Active(1)	5	0	0	0	0.00%	5		4		6	N M,VP,SC	24+	90+ Days		
122463	Itapuranga "Wagner Camargo"	06/17/2014	Active	27	2	3	-1	-3.57%	23	7	1			N	3			
	Exc Award (06/30/2021)																	
17047	JARAGUA	05/13/1969	Active	30	1	1	0	0.00%	31	3	4			N	6			
	Exc Award (06/30/2023)																	
17046	JATAI	03/23/1968	Active	27	3	5	-2	-6.90%	28	3	0			N M,SC	4			
51995	MINEIROS	09/06/1991	Active	69	2	11	-9	-11.54%	75	10	2			N SC	1	90+ Days	\$100.00	
	Exc Award (06/30/2018, 06/30/2022)																	
148484	Novo Planalto	09/28/2021	Active(3)	14	0	0	0	0.00%	28		11		None	P,S,T,M,VP SC	N/A	90+ Days		
110925	OUVIDOR	05/13/2011	Active	22	0	2	-2	-8.33%	25	7	1		3	S,M,VP,SC	0			
54284	PALMAS	03/29/1993	Active(2)	24	0	0	0	0.00%	20		9			M,VP,SC	5	90+ Days	\$1,099.88	
	Exc Award (06/30/2023)																	
67441	PALMAS ADAO CORDEIRO MACHADO	03/18/2003	Active	14	0	0	0	0.00%	14		5			N	5	90+ Days		
	Exc Award (06/30/2022)																	
148388	Palmas Jalapao	09/22/2021	Active(1)	6	0	0	0	0.00%	6		14		None	P,S,T,M,VP SC	24+	90+ Days		
136655	Pedro Afonso Encontro das Aguas	11/28/2018	Active	27	1	4	-3	-10.00%	31	3	1			N	0			
	Exc Award (06/30/2022, 06/30/2023)																	
17055	PIRES DO RIO	10/13/1967	Active	52	0	2	-2	-3.70%	62	2	3			N M	2		\$3,901.69	



Club Health Assessment for District LB 2 through March 2025

			Status	Membership							Reports					Finance		LCIF
Club Number	Club Name	Charter Date		Current Member Count	YTD Members Added	YTD Members Dropped	YTD Net Growth	YTD Net Growth%	Member Count 12 Months Ago	Avg. length of service for dropped members	Months Since Last MMR ***	Yrs. Since Last Officer Report	President Rotation	Vice President Reported ****	Months Since Last Activity Report ***	Account Balance	Donations for current Fiscal Year	
			Number of times on status quo within last two years	If below 15 members appears				If net loss is greater than 20% appears			If no report in 3 months appears in	When more than one year appears in	Number of repeat terms	Notes the officers that do not have an active	If no report at 12 months appears in red			
34196	PORANGATU	06/26/1977	Active	63	0	10	-10	-13.70%	76	8	2			N	S,M,VP	3	\$1,010.17	
	Exc Award (06/30/2022, 06/30/2023)																	
147600	Porangatu Lagoa Grande	07/22/2021	Active(1)	33	2	0	2	6.45%	43		2			N		6		
	Exc Award (06/30/2022)																	
17056	QUIRINOPOLIS	10/19/1968	Active	40	0	3	-3	-6.98%	34	9	4			N	SC	6		
35193	RIALMA	03/20/1978	Active	19	0	0	0	0.00%	21		10			N	S,M,VP	24+	90+ Days	
30925	RIO VERDE SUDOESTE	06/13/1975	Active(1)	25	0	0	0	0.00%	25		10			N	SC	6		
	Exc Award (06/30/2023)																	
17058	RUBIATABA	03/01/1970	Active	33	0	0	0	0.00%	33		0			N	T,M	14		
17064	URUACU	11/22/1968	Active(1)	53	0	11	-11	-17.19%	60	3	0			N	T,M	11		
51665	URUANA	05/23/1991	Active	12	0	0	0	0.00%	12		31		2	N	T	24+	90+ Days	
82288	VALPARAISO DE GOIAS CENTRO	05/05/2004	Active(2)	12	1	14	-13	-52.00%	18	4	0		2		S,T,M,VP,SC	15		

Clubs Cancelled Previous Fiscal Year – Clubs Cancelled within last 12 months may be reinstated

Club Number	Club Name	Charter Date	Current Status*	Cancellation Date
42799	CRIXAS JOAO XAVIER	06/10/1983	Cancelled(6*)	07/29/2023
17037	GOIANIA TOCANTINS	01/10/1969	Cancelled(8*)	12/29/2023
150316	Portelandia Corrego Da Porteira	04/11/2022	Cancelled(8*)	09/29/2023
154734	Posse Flor do Cerrado-	06/22/2023	Cancelled(8*)	01/29/2024
138669	Santa Isabel	06/28/2019	Cancelled(8*)	06/29/2024

Current Total Clubs Count	YTD New Clubs Count	YTD Cancelled Clubs Count	YTD Net Club Gain	Current Total Members Count	YTD Add	YTD Drop	YTD Net Growth	YTD Net Growth %	Member Count 12 Months Ago	Average Member Count Per Club	% of Clubs with less than 20 members	% No MMR in 3 Months	% No Officer Report in 12 Months	% of Clubs with balance 90+ days	Number of Clubs in Status Quo	% Status Quo Clubs in Financial Suspension	Number of Cancelled Clubs	Average Cancelled Club Age	Members Lost Due to Cancellation	% of Clubs Cancelled for Non-Financial Reasons
42	2	0	2	1,105	84	126	-42	-3.66%	1,183	26	36%	48%	2%	40%	0	0%	0	0	0	0%



Club Health Assessment for District LB 2 through March 2025

			Status	Membership							Reports					Finance	LCIF
Club Number	Club Name	Charter Date		Current Member Count	YTD Members Added	YTD Members Dropped	YTD Net Growth	YTD Net Growth%	Member Count 12 Months Ago	Avg. length of service for dropped members	Months Since Last MMR ***	Yrs. Since Last Officer Report	President Rotation	Vice President Reported ****	Months Since Last Activity Report ***	Account Balance	Donations for current Fiscal Year
			Number of times on status quo within last two years	If below 15 members appears				If net loss is greater than 20% appears			If no report in 3 months appears in	When more than one year appears in	Number of repeat terms	Notes the officers that do not have an active	If no report at 12 months appears in red		

* - P - Priority Club. Cancellation Reasons: 1-Objectives/conduct, 2-Non-active club, 5-Non-existing club, 6-Disbanding, 7-Merger, 8-Financial Suspension, 9-District/Multiple District Dues.
** - Abbreviation: P-President, S-Secretary, T-Treasurer, M-Member Chairperson, VP-First Vice President, MC-Communications Chairperson, SC-Service Chairperson
*** - Abbreviation: N/R - Never reported using the Lions Clubs website, N/A - Not applicable, No password registered for the Lions Clubs website.
**** - Abbreviation: N - New, IP - Immediate Past, R - Repeat.



Club Health Assessment for District LB 3 through March 2025

			Status	Membership							Reports					Finance	LCIF
Club Number	Club Name	Charter Date		Current Member Count	YTD Members Added	YTD Members Dropped	YTD Net Growth	YTD Net Growth%	Member Count 12 Months Ago	Avg. length of service for dropped members	Months Since Last MMR ***	Yrs. Since Last Officer Report	President Rotation	Vice President Reported ****	Months Since Last Activity Report ***	Account Balance	Donations for current Fiscal Year
			Number of times on status quo within last two years	If below 15 members appears					If net loss is greater than 20% appears		If no report in 3 months appears in	When more than one year appears in	Number of repeat terms	Notes the officers that do not have an active	If no report at 12 months appears in red		
Clubs more than two years old																	
17011	ABAETE	06/13/1970	Active	44	1	1	0	0.00%	41	3	1			N	0		
Exc Award (06/30/2021, 06/30/2024)																	
133340	Abaetê Luciano Alves de Sousa	01/23/2018	Active(1)	27	0	0	0	0.00%	27		14	1	None	P,S,T,M,VP SC	15		
58452	AP DE MINAS ANGELO GUIDI NETO	06/25/1996	Active(4)	14	0	0	0	0.00%	14		16	1	None	P,S,T,M,VP SC	24+	90+ Days	
17014	ARAGUARI DR ADALCINDO DE AMORIM	05/14/1960	Active(2)	8	0	0	0	0.00%	8		9		3	N	P,M	24+	
17015	ARAXA-JOSE PORFIRIO DE OLIVEIR	11/25/1961	Active(2)	28	9	2	7	33.33%	21	9	1			N	M	17	90+ Days
34283	BRASILIA BURITI	06/29/1977	Active	23	1	3	-2	-8.00%	29	11	2				M,VP	8	
Exc Award (06/30/2018, 06/30/2019, 06/30/2020)																	
119366	BRASILIA CAUB-I RIACHO FUNDO II DF	05/14/2013	Active	14	2	3	-1	-6.67%	15	18	1				M,VP,SC	6	90+ Days
123588	Brasilia JK	11/10/2014	Active	13	1	0	1	8.33%	12		8		2	R		8	
40136	BRASILIA METROPOLITANO	06/26/1981	Active	21	1	2	-1	-4.55%	22	27	1		2	R		15	\$200.00
Exc Award (06/30/2017, 06/30/2020)																	
88670	BRASILIA SARAH KUBITSCHKE	06/27/2005	Active	11	0	0	0	0.00%	11		17	1	None	P,S,T,M,VP SC	9		
Exc Award (06/30/2018)																	
17020	BRASILIA TAGUATINGA	12/06/1964	Active	44	5	0	5	12.82%	36		0			N	VP,SC	0	
Exc Award (06/30/2020)																	
17024	CAMPINA VERDE	05/01/1961	Active	10	0	0	0	0.00%	10		33	2	None	P,S,T,M,VP SC	24+		
17025	CAPINOPOLIS	12/02/1965	Active	19	3	3	0	0.00%	18	1	3			N	SC	0	
17022	CARMO DO PAR-MAURICIO RIOS	04/25/1973	Active(1)	36	6	1	5	16.13%	31	0	3			N		0	
Exc Award (06/30/2018, 06/30/2019)																	
39626	CEILANDIA	03/25/1981	Active	14	3	6	-3	-17.65%	17	3	0		5	N	M,VP,SC	16	90+ Days
63351	CONCEICAO DAS ALAGOAS 2000	06/27/2000	Active(1)	18	0	2	-2	-10.00%	20	2	5			R	S,M,VP,SC	17	
40137	COROMANDEL	06/15/1981	Active	49	3	0	3	6.52%	45		4			N	T,SC	1	
Exc Award (06/30/2018)																	



Club Health Assessment for District LB 3 through March 2025

			Status	Membership							Reports					Finance		LCIF
Club Number	Club Name	Charter Date		Current Member Count	YTD Members Added	YTD Members Dropped	YTD Net Growth	YTD Net Growth%	Member Count 12 Months Ago	Avg. length of service for dropped members	Months Since Last MMR ***	Yrs. Since Last Officer Report	President Rotation	Vice President Reported ****	Months Since Last Activity Report ***	Account Balance	Donations for current Fiscal Year	
			Number of times on status quo within last two years	If below 15 members appears				If net loss is greater than 20% appears			If no report in 3 months appears in	When more than one year appears in	Number of repeat terms	Notes the officers that do not have an active	If no report at 12 months appears in red			
17028	DORES DO INDAIA	06/13/1970	Cancelled(8*)	0	0	13	-13	-100.00%	13	18	16	1	None	P,S,T,M,VP SC	24+	90+ Days		
17030	FRUTAL	05/15/1966	Active	6	0	1	-1	-14.29%	7	45	0			S,M,VP	24+			
63288	FRUTAL LUIZ ALBERTO DO CARMO Exc Award (06/30/2018)	06/08/2000	Active	24	0	0	0	0.00%	24		2		R		24+			
17031	GAMA Exc Award (06/30/2018)	06/13/1973	Active	28	1	0	1	3.70%	27		6			T,M,VP,SC	1			
54914	GAMA SUL-OESTE	10/04/1993	Active(1)	9	1	0	1	12.50%	7		5		N	SC	5	90+ Days		
40138	GUARA GOV ALMIR Exc Award (06/30/2021)	06/26/1981	Active	16	0	0	0	0.00%	18		9		2	R	T,SC	12		
41348	IBIA	05/25/1982	Active	15	0	0	0	0.00%	15		13		R	M,SC	13	90+ Days		
17045	ITUIUTABA Exc Award (06/30/2018)	12/11/1960	Active	14	0	4	-4	-22.22%	21	23	3		3	R	M,SC	4	90+ Days	
37165	ITUIUTABA 21 DE ABRIL	05/30/1979	Active	25	1	3	-2	-7.41%	29	5	3		N	S,SC	8			
40772	ITUIUTABA CONEGO ANGELO Exc Award (06/30/2018, 06/30/2022)	01/20/1982	Active	21	0	3	-3	-12.50%	23	5	2		N	M	0			
64518	ITURAMA Exc Award (06/30/2019)	06/29/2001	Active	36	1	3	-2	-5.26%	36	2	4		N	M,SC	1	90+ Days	\$132.46	
44037	JOAO PINHEIRO Exc Award (06/30/2018)	06/11/1984	Active	53	0	0	0	0.00%	48		7		N	P,T,M,SC	5			
32531	LAGOA DA PRATA	06/29/1976	Active	13	0	0	0	0.00%	13		9		IP	P,T,M,VP,SC	24+			
29128	LUZ	04/22/1974	Active	8	0	0	0	0.00%	8		15	1	None	P,S,T,M,VP SC	24+			
17048	MONTE CARMELO Exc Award (06/30/2020)	08/12/1961	Active(1)	27	6	2	4	17.39%	25	3	2			M,VP,SC	9			
17053	PATOS DE MINAS	02/03/1968	Active(1)	52	1	15	-14	-21.21%	58	6	1		2	N	VP,SC	15	90+ Days	
31034	PATOS DE MINAS GIOVANINI	06/30/1975	Active	60	0	0	0	0.00%	61		2		N		1		\$1,001.52	
65161	PATOS DE MINAS-DOMINGOS MATTOS	03/25/2002	Active	34	0	0	0	0.00%	31		6		N	VP	17	90+ Days		
32493	PATROCINIO	06/28/1976	Active	11	0	3	-3	-21.43%	14	9	2		3	R	M,VP	13		



Club Health Assessment for District LB 3 through March 2025

			Status	Membership							Reports					Finance		LCIF
Club Number	Club Name	Charter Date		Current Member Count	YTD Members Added	YTD Members Dropped	YTD Net Growth	YTD Net Growth%	Member Count 12 Months Ago	Avg. length of service for dropped members	Months Since Last MMR ***	Yrs. Since Last Officer Report	President Rotation	Vice President Reported ****	Months Since Last Activity Report ***	Account Balance	Donations for current Fiscal Year	
			Number of times on status quo within last two years	If below 15 members appears					If net loss is greater than 20% appears			If no report in 3 months appears in	When more than one year appears in	Number of repeat terms	Notes the officers that do not have an active	If no report at 12 months appears in red		
57223	PATROCINIO LILIA BRANDAO	07/03/1995	Active	36	3	2	1	2.86%	34	4	2			N	10			
Exc Award (06/30/2020)																		
61292	PERDIZES	11/30/1998	Active	25	0	3	-3	-10.71%	27	3	1			N	0			
17062	SANTA VITORIA	04/16/1966	Active	13	0	4	-4	-23.53%	17	21	1		IP	SC	14			
Exc Award (06/30/2018)																		
17018	SOBRADINHO	11/01/1966	Active	16	4	3	1	6.67%	15	7	6			N	VP,SC	0		
56991	TAGUATINGA HELEN KELLER	05/31/1995	Active	12	1	2	-1	-7.69%	13	22	1			R	0			
Exc Award (06/30/2019, 06/30/2023)																		
33855	TAGUATINGA INDEPENDENCIA	05/19/1977	Active	23	2	2	0	0.00%	24	15	4		2	N	15			
42186	TAGUATINGA LIBERDADE	01/25/1983	Active(2)	7	1	4	-3	-30.00%	9	18	5			N	SC	10	90+ Days	
17066	TUPACIGUARA ENODES DE OLIVEIRA	03/26/1960	Active	58	0	3	-3	-4.92%	46	5	2				M,VP,SC	3	90+ Days	
Exc Award (06/30/2024)																		
17068	UBERABA	07/06/1959	Active	26	4	5	-1	-3.70%	23	11	0			N	0			
Exc Award (06/30/2020, 06/30/2024)																		
17069	UBERABA 70	06/01/1970	Active	24	0	5	-5	-17.24%	30	22	3			IP	M	0		
108748	UBERABA NAIR DA SILVA OLIVEIRA	06/23/2010	Active	57	1	4	-3	-5.00%	51	3	0		2	N	0		\$1,016.17	
Exc Award (06/30/2018, 06/30/2021)																		
106607	UBERABA SANTOS DUMONT	09/25/2009	Active	22	3	2	1	4.76%	21	9	2		2	R	M,SC	11		
Exc Award (06/30/2016, 06/30/2018)																		
41912	UBERABA SETE COLINAS	10/25/1982	Active	42	0	2	-2	-4.55%	33	5	2		2		VP,SC	8		
Exc Award (06/30/2023)																		
17067	UBERLANDIA	06/06/1959	Active	9	0	0	0	0.00%	9		57	2	None		P,S,T,M,VP SC	24+		
142208	Uberlândia 1 de Maio	07/21/2020	Active	15	0	0	0	0.00%	17		9		2	N	VP,SC	12	\$40.00	
46307	UBERLANDIA 21 DE ABRIL	06/10/1986	Active	29	6	3	3	11.54%	26	14	3			N	T,M,VP	5		
102993	UBERLANDIA ADOLFO ALVES DA SILVA	06/30/2008	Active	21	4	0	4	23.53%	17		5			N		3		
30367	UBERLANDIA CRUZEIRO DO SUL	03/06/1975	Active	26	0	1	-1	-3.70%	26	43	2			N		2	\$1,438.98	



Club Health Assessment for District LB 3 through March 2025

Club Number	Club Name	Charter Date	Status	Membership							Reports					Finance	LCIF
				Current Member Count	YTD Members Added	YTD Members Dropped	YTD Net Growth	YTD Net Growth%	Member Count 12 Months Ago	Avg. length of service for dropped members	Months Since Last MMR ***	Yrs. Since Last Officer Report	President Rotation	Vice President Reported ****	Months Since Last Activity Report ***	Account Balance	Donations for current Fiscal Year
			Number of times on status quo within last two years	If below 15 members appears				If net loss is greater than 20% appears			If no report in 3 months appears in	When more than one year appears in	Number of repeat terms	Notes the officers that do not have an active	If no report at 12 months appears in red		
35369	UNAI Exc Award (06/30/2018)	04/14/1978	Active(1)	66	0	6	-6	-8.33%	71	11	0		N	T,VP,SC	10		

Clubs Cancelled Previous Fiscal Year – Clubs Cancelled within last 12 months may be reinstated

Club Number				Club Name		Charter Date		Current Status*		Cancellation Date												
17021				BRASILIA TRES PODERES		06/20/1964		Cancelled(6*)		09/29/2023												
Current Total Clubs Count		YTD New Clubs Count	YTD Cancelled Clubs Count	YTD Net Club Gain	Current Total Members Count		YTD Add	YTD Drop	YTD Net Growth	YTD Net Growth %	Member Count 12 Months Ago	Average Member Count Per Club	% of Clubs with less than 20 members	% No MMR in 3 Months	% No Officer Report in 12 Months	% of Clubs with balance 90+ days	Number of Clubs in Status Quo	% Status Quo Clubs in Financial Suspension	Number of Cancelled Clubs	Average Cancelled Club Age	Members Lost Due to Cancellation	% of Clubs Cancelled for Non-Financial Reasons
54		0	1	-1	1,372		75	121	-46	-3.24%	1,364	25	43%	54%	11%	22%	0	0%	1	114	13	0%

* - P - Priority Club. Cancellation Reasons: 1-Objectives/conduct, 2-Non-active club, 5-Non-existing club, 6-Disbanding, 7-Merger, 8-Financial Suspension, 9-District/Multiple District Dues.

** - Abbreviation: P-President, S-Secretary, T-Treasurer, M-Member Chairperson, VP-First Vice President, MC-Communications Chairperson, SC-Service Chairperson

*** - Abbreviation: N/R - Never reported using the Lions Clubs website, N/A - Not applicable, No password registered for the Lions Clubs website.

**** - Abbreviation: N - New, IP - Immediate Past, R - Repeat.



Club Health Assessment for District LB 4 through March 2025

			Status	Membership							Reports					Finance	LCIF	
Club Number	Club Name	Charter Date		Current Member Count	YTD Members Added	YTD Members Dropped	YTD Net Growth	YTD Net Growth%	Member Count 12 Months Ago	Avg. length of service for dropped members	Months Since Last MMR ***	Yrs. Since Last Officer Report	President Rotation	Vice President Reported ****	Months Since Last Activity Report ***	Account Balance	Donations for current Fiscal Year	
			Number of times on status quo within last two years	If below 15 members appears				If net loss is greater than 20% appears			If no report in 3 months appears in	When more than one year appears in	Number of repeat terms		Notes the officers that do not have an active	If no report at 12 months appears in red		
Clubs less than two years old																		
156781	Confresa	12/07/2023	Active(1)	20	0	0	0	0.00%	20		9				M,VP,SC	N/R	90+ Days	
154330	Nova Olimpia Visao	05/22/2023	Cancelled(8*)	0	0	23	-23	-100.00%	23	2	0	1	None		P,S,T,M,VP SC	N/A	90+ Days	
154257	Porto dos Gaúchos Vale do Arinos	04/27/2023	Active	12	0	0	0	0.00%	22		9			N	SC	7	90+ Days	
172100	Querencia	06/12/2024	Active	23	0	0	0	0.00%	0		1		2	R		1		
156690	Tabaporã Cidade Bonita	12/14/2023	Active(1)	15	9	4	5	50.00%	20	1	3			N	T,M,SC	1	90+ Days	
Clubs more than two years old																		
59749	AGUA BOA	06/25/1997	Active	8	0	10	-10	-55.56%	20	3	2				T,M,VP,SC	3	90+ Days	\$1,000.07
45126	ALTA FLORESTA	06/28/1985	Active	27	0	0	0	0.00%	21		7		2		S,T,M,VP,SC	7		
Exc Award (06/30/2019, 06/30/2020)																		
50802	APIACAS	06/29/1990	Active	8	4	2	2	33.33%	7	5	0			N		15		
17366	CACERES	06/19/1965	Active	19	1	0	1	5.56%	18		1		6		VP	12		
82765	CACERES PORTAL DO PANTANAL	06/30/2004	Active	22	2	3	-1	-4.35%	21	14	0			N		0		
Exc Award (06/30/2021, 06/30/2023)																		
58382	CAMPO NOVO DO PARECIS	06/03/1996	Active	67	0	0	0	0.00%	69		1			N	VP	3		
Exc Award (06/30/2020, 06/30/2022, 06/30/20)																		
128049	Campo Verde Centenario	06/23/2016	Active(1)	14	0	0	0	0.00%	14		11		3	N	VP	3		\$1,001.60
54582	CANARANA	06/11/1993	Active	40	0	5	-5	-11.11%	45	7	2		2	R		1		\$1,001.60
Exc Award (06/30/2020, 06/30/2024)																		
43365	CHAPADA DOS GUIMARAES	01/11/1984	Active	39	2	6	-4	-9.30%	44	3	1		3	R		7	90+ Days	
Exc Award (06/30/2021)																		
62133	CLAUDIA	06/21/1999	Active	27	2	1	1	3.85%	26	0	4			R		4		\$1,000.11
Exc Award (06/30/2018, 06/30/2019, 06/30/20)																		
48776	COLIDER	06/28/1988	Active	51	0	3	-3	-5.56%	50	14	0				VP,SC	0	90+ Days	\$4,023.52
Exc Award (06/30/2018, 06/30/2022, 06/30/20)																		
51299	COMODORO	02/06/1991	Active(3)	13	0	0	0	0.00%	13		16	1	None		P,S,T,M,VP SC	24+		
153172	Cuiaba	12/14/2022	Active(1)	23	8	11	-3	-11.54%	35	1	0			N		0	90+ Days	\$1,000.07



Club Health Assessment for District LB 4 through March 2025

			Status	Membership							Reports					Finance		LCIF
Club Number	Club Name	Charter Date		Current Member Count	YTD Members Added	YTD Members Dropped	YTD Net Growth	YTD Net Growth%	Member Count 12 Months Ago	Avg. length of service for dropped members	Months Since Last MMR ***	Yrs. Since Last Officer Report	President Rotation	Vice President Reported ****	Months Since Last Activity Report ***	Account Balance	Donations for current Fiscal Year	
			Number of times on status quo within last two years	If below 15 members appears				If net loss is greater than 20% appears			If no report in 3 months appears in	When more than one year appears in	Number of repeat terms	Notes the officers that do not have an active	If no report at 12 months appears in red			
61870	CUIABA BOA ESPERANCA	05/03/1999	Active	40	2	2	0	0.00%	41	2	1			N	1		\$5,000.61	
	Exc Award (06/30/2017, 06/30/2018, 06/30/2020)																	
126477	Cuiaba Cidade Verde Centenario	01/27/2016	Active(2)	17	17	19	-2	-10.53%	19	6	5		2	R P	0	90+ Days		
61984	CUIABA CPA I MATO GROSSO	05/27/1999	Active(2)	28	15	24	-9	-24.32%	37	1	0		2	M,VP,SC	3	90+ Days		
135146	Cuiabá Helen Keller Centenario	06/14/2018	Active(1)	16	0	5	-5	-23.81%	21	7	0			VP,SC	0		\$1,000.07	
	Exc Award (06/30/2020)																	
45370	CUIABA LESTE	09/13/1985	Active	27	0	2	-2	-6.90%	29	26	1			N	0		\$2,000.16	
	Exc Award (06/30/2019)																	
17370	CUIABA NORTE	06/25/1969	Active	48	9	4	5	11.63%	43	6	1			N M	0		\$1,000.14	
	Exc Award (06/30/2018, 06/30/2019, 06/30/2020)																	
109451	CUIABÁ VISÃO SOLIDÁRIA	11/11/2010	Active(3)	13	2	1	1	8.33%	14	4	2			N SC	3		\$1,000.10	
33435	DOM AQUINO	03/08/1977	Active(1)	9	12	15	-3	-25.00%	12	13	0		2	R	19			
53006	GUARANTA DO NORTE	05/01/1992	Active	33	9	4	5	17.86%	28	3	2			N M,SC	2			
	Exc Award (06/30/2021, 06/30/2023)																	
146491	Ipiranga do Norte	06/09/2021	Active(2)	21	0	0	0	0.00%	26		9			N T	18			
125160	Jaciara Leao do Vale	06/29/2015	Active(1)	9	0	3	-3	-25.00%	8	1	2			N M,SC	3		\$1,000.09	
130919	Juara Centenario	05/12/2017	Active	21	7	11	-4	-16.00%	28	1	1			N	0		\$1,000.07	
	Exc Award (06/30/2018, 06/30/2019, 06/30/2020)																	
45785	JUINA	03/02/1986	Active(1)	22	2	0	2	10.00%	20		5			N M	3			
151069	Juscimeira	06/10/2022	Active(2)	10	10	19	-9	-47.37%	19	1	1		2	R M	3			
132808	Lucas do Rio Verde Centenario	10/10/2017	Active	24	0	0	0	0.00%	22		9			N SC	9			
150911	Marcelândia Fenix	05/20/2022	Active(1)	19	0	2	-2	-9.52%	26	1	1			N M	3			
51783	MATUPA	06/20/1991	Active	19	1	0	1	5.56%	18		1			N	4			
	Exc Award (06/30/2018, 06/30/2019)																	
44039	MIRASSOL D'OESTE	06/30/1984	Active(1)	17	0	0	0	0.00%	17		15		14	M,VP,SC	24+	90+ Days		
144027	Nortelandia	12/15/2020	Active(1)	4	0	4	-4	-50.00%	11	4	3			T,M,VP,SC	8			
	Exc Award (06/30/2021)																	



Club Health Assessment for District LB 4 through March 2025

Club Number	Club Name	Charter Date	Status	Membership							Reports					Finance	LCIF
				Current Member Count	YTD Members Added	YTD Members Dropped	YTD Net Growth	YTD Net Growth%	Member Count 12 Months Ago	Avg. length of service for dropped members	Months Since Last MMR ***	Yrs. Since Last Officer Report	President Rotation	Vice President Reported ****	Months Since Last Activity Report ***	Account Balance	Donations for current Fiscal Year
			Number of times on status quo within last two years	If below 15 members appears				If net loss is greater than 20% appears			If no report in 3 months appears in	When more than one year appears in	Number of repeat terms	Notes the officers that do not have an active	If no report at 12 months red		
58548	NOVA BANDEIRANTE	06/30/1996	Active(2)	7	0	2	-2	-22.22%	7	25	2		2	N	M,SC	0	
138202	Nova Canaã do Norte	05/24/2019	Active	15	2	1	1	7.14%	17	5	0			N		0	
119838	Nova Guarita	06/26/2013	Active(1)	27	0	5	-5	-15.63%	33	4	3				VP	3	
131359	Nova Lacerda Centenário - Vale do Galera Exc Award (06/30/2020)	06/19/2017	Active(3)	32	7	0	7	28.00%	26		7			N		0	90+ Days
125797	Nova Monte Verde Centenario	09/30/2015	Active	28	0	0	0	0.00%	30		8			N		5	
153838	Nova Mutum Semeadores	03/31/2023	Active	35	8	0	8	29.63%	25		4			N		3	
56974	NOVA XAVANTINA Exc Award (06/30/2018, 06/30/2023, 06/30/20)	05/26/1995	Active	37	2	4	-2	-5.13%	42	6	1			N		1	\$2,071.18
45503	PEDRA PRETA Exc Award (06/30/2018)	11/20/1985	Active	20	2	1	1	5.26%	22	3	1			R		0	
51594	PEIXOTO DE AZEVEDO Exc Award (06/30/2018, 06/30/2021)	04/29/1991	Active(1)	15	0	4	-4	-21.05%	19	3	5			R		5	90+ Days
45504	PONTES E LACERDA Exc Award (06/30/2018, 06/30/2019, 06/30/20)	11/04/1985	Active	47	0	6	-6	-11.32%	55	8	5			N	SC	0	\$1,000.11
56947	PRIMAVERA DO LESTE Exc Award (06/30/2021)	05/19/1995	Active	13	2	2	0	0.00%	13	4	5				VP	5	\$1,000.07
38627	QUATRO MARCOS Exc Award (06/30/2019)	06/26/1980	Active	17	0	1	-1	-5.56%	18	2	5			R	M,SC	3	
17398	RONDONOPOLIS Exc Award (06/30/2018, 06/30/2019, 06/30/20)	06/29/1973	Active	26	0	2	-2	-7.14%	28	3	3			N		0	\$4,102.00
60619	RONDONOPOLIS-SAO JOSE OPERARIO Exc Award (06/30/2021, 06/30/2023)	04/09/1998	Active	23	2	14	-12	-34.29%	35	3	1		None	N	P	4	
150713	Santiago do Norte - Mato Grosso	05/05/2022	Active(1)	25	5	2	3	13.64%	20	1	4			N		18	90+ Days
63495	SAPEZAL Exc Award (06/30/2017, 06/30/2018, 06/30/20)	08/02/2000	Active	43	6	8	-2	-4.44%	45	3	1			N		0	\$2,000.17
48104	SINOP	02/04/1988	Active	45	7	19	-12	-21.05%	51	4	0			N		0	\$2,001.69



Club Health Assessment for District LB 4 through March 2025

					Membership										Reports				Finance		LCIF																																																																																																																																																																																																																																																																																																																																																																																																																																																																																																																																																																																																																																										
Club Number	Club Name	Charter Date																																																																																																																																																																																																																																																																																																																																																																																																																																																																																																																																																																																																																																																													

* - P - Priority Club. Cancellation Reasons: 1-Objectives/conduct, 2-Non-active club, 5-Non-existing club, 6-Disbanding, 7-Merger, 8-Financial Suspension, 9-District/Multiple District Dues.

** - Abbreviation: P-President, S-Secretary, T-Treasurer, M-Member Chairperson, VP-First Vice President, MC-Communications Chairperson, SC-Service Chairperson

*** - Abbreviation: N/R - Never reported using the Lions Clubs website, N/A - Not applicable, No password registered for the Lions Clubs website.

**** - Abbreviation: N - New, IP - Immediate Past, R - Repeat.



Club Health Assessment for DISTRICT LC 1 through March 2025

			Status	Membership							Reports					Finance	LCIF	
Club Number	Club Name	Charter Date		Current Member Count	YTD Members Added	YTD Members Dropped	YTD Net Growth	YTD Net Growth%	Member Count 12 Months Ago	Avg. length of service for dropped members	Months Since Last MMR ***	Yrs. Since Last Officer Report	President Rotation	Vice President Reported ****	Months Since Last Activity Report ***	Account Balance	Donations for current Fiscal Year	
			Number of times on status quo within last two years	If below 15 members appears					If net loss is greater than 20% appears			If no report in 3 months appears in	When more than one year appears in	Number of repeat terms	Notes the officers that do not have an active	If no report at 12 months appears in red		
Clubs less than two years old																		
171570	Rio de Janeiro Colorindo a Vida	06/10/2024	Active	12	0	14	-14	-53.85%	0	1	2				M,VP,SC	N/R	90+ Days	
156159	Rio de Janeiro Embaixadores de Alegria	10/05/2023	Active	21	0	0	0	0.00%	21		17		2	R	M,SC	N/R		
Clubs more than two years old																		
16508	DUQUE DE CAXIAS Exc Award (06/30/2018, 06/30/2023)	09/30/1966	Active	14	0	0	0	0.00%	14		9		3	R	SC	0	90+ Days	
130749	Duque de Caxias Ama Xerém - Centenario	04/28/2017	Active	23	0	0	0	0.00%	25		9		2	R		7		
16528	PETROPOLIS CENTRO Exc Award (06/30/2017, 06/30/2021)	08/25/1953	Active	18	0	0	0	0.00%	18		12		2	N		1		
45121	PETROPOLIS ITAIPAVA	06/20/1985	Active	8	0	0	0	0.00%	9		9			IP	18			
49685	PETROPOLIS QUITANDINHA Exc Award (06/30/2022)	06/20/1989	Active	18	7	1	6	50.00%	13	26	4		2	N		2		
43023	PIRAI	09/22/1983	Active	34	0	2	-2	-5.56%	36	9	4			N		11		
16529	RESENDE	03/05/1961	Active	28	0	0	0	0.00%	28		15			N		5		
16542	RIO DE JANEIRO Exc Award (06/30/2021)	04/16/1952	Active	18	3	3	0	0.00%	18	2	3		9	N	M,VP	7		
16533	RIO DE JANEIRO BANGU	10/15/1969	Active	18	5	4	1	5.88%	15	12	0			N	M	0		
16537	RIO DE JANEIRO BONSUCESSO Exc Award (06/30/2017)	03/10/1965	Cancelled(6*)	0	0	2	-2	-100.00%	13	30	7		None		P,S,T,M,VP SC	20		
49000	RIO DE JANEIRO CACHAMBI	11/02/1988	Active	23	3	4	-1	-4.17%	20	5	2			N		20		
16561	RIO DE JANEIRO CAMPO GRANDE	05/08/1964	Active	17	0	0	0	0.00%	16		8		4	N	P,T,VP	16		
62514	RIO DE JANEIRO CARIOCA Exc Award (06/30/2017)	11/03/1999	Active	26	1	0	1	4.00%	25		2			R		1		
150569	Rio de Janeiro Cibernético Acessibilidade e Inclusão	05/16/2022	Active(1)	19	0	3	-3	-13.64%	22	2	0		2		M,VP,SC	N/R	90+ Days	
127537	Rio de Janeiro Cibernético Motivação CL Eloy Silva	05/13/2016	Active(1)	1	0	5	-5	-83.33%	6	9	7		None		P,S,T,M,VP SC	N/R		



Club Health Assessment for DISTRICT LC 1 through March 2025

			Status	Membership							Reports					Finance	LCIF
Club Number	Club Name	Charter Date		Current Member Count	YTD Members Added	YTD Members Dropped	YTD Net Growth	YTD Net Growth%	Member Count 12 Months Ago	Avg. length of service members	Months Since Last MMR ***	Yrs. Since Last Officer Report	President Rotation	Vice President Reported ****	Months Since Last Activity Report ***	Account Balance	Donations for current Fiscal Year
			Number of times on status quo within last two years	If below 15 members appears				If net loss is greater than 20% appears			If no report in 3 months appears in	When more than one year appears in	Number of repeat terms	Notes the officers that do not have an active	If no report at 12 months appears in red		
55918	RIO DE JANEIRO CIDADE MARAVILHOSA Exc Award (06/30/2018)	06/24/1994	Active(1)	37	13	1	12	48.00%	46	29	0			T,M,VP,SC	1	90+ Days	
16544	RIO DE JANEIRO COPACABANA	06/19/1958	Active	16	0	0	0	0.00%	17		11			M,VP,SC	20		
16563	RIO DE JANEIRO ENGENHO VELHO	03/21/1966	Active	4	0	0	0	0.00%	5		9		3	R	0		
16556	RIO DE JANEIRO FLAMENGO	05/28/1965	Active	26	2	9	-7	-21.21%	31	15	1			N	VP,SC	0	
145085	Rio de Janeiro Golfe Olímpico Exc Award (06/30/2023, 06/30/2024)	03/11/2021	Cancelled(6*)	0	2	53	-51	-100.00%	49	5	0		None	P,S,T,M,VP SC	7		
16555	RIO DE JANEIRO GRAJAU	09/21/1964	Active(1)	9	0	0	0	0.00%	9		16	1	None	P,S,T,M,VP SC	24+	90+ Days	
60073	RIO DE JANEIRO GUARATIBA Exc Award (06/30/2018)	11/04/1997	Active	11	0	0	0	0.00%	11		12	1	None	P,S,T,M,VP SC	8		
16557	RIO DE JANEIRO ILHA DO GOVERNADOR Exc Award (06/30/2017)	06/28/1965	Active	14	0	0	0	0.00%	14		8		2	R	3		
16558	RIO DE JANEIRO JACAREPAGUA Exc Award (06/30/2017)	06/08/1965	Active	13	0	2	-2	-13.33%	14	19	2			R	M	6	
152789	Rio de Janeiro Jovens Líderes	11/04/2022	Active	10	1	7	-6	-37.50%	19	3	4			N	4		
16545	RIO DE JANEIRO LEME Exc Award (06/30/2019)	10/21/1958	Active	18	0	3	-3	-14.29%	21	4	2			N	6		
16531	RIO DE JANEIRO LINS DE VASCONCELOS	12/01/1966	Active	19	0	1	-1	-5.00%	21	23	3		2	R	T,M,SC	7	
57640	RIO DE JANEIRO MARACANA	12/18/1995	Active	9	0	0	0	0.00%	12		9	1	None	P,S,T,M,VP SC	24		
59170	RIO DE JANEIRO PRINCESA DO LEME Exc Award (06/30/2016, 06/30/2017, 06/30/20)	02/26/1997	Active	24	2	1	1	4.35%	23	16	0			N	0		
48020	RIO DE JANEIRO REC DOS BANDEIR Exc Award (06/30/2017, 06/30/2018)	01/06/1988	Active	39	2	5	-3	-7.14%	46	17	2			N	M,SC	6	
16562	RIO DE JANEIRO RIO COMPRIDO	06/30/1965	Active	7	0	0	0	0.00%	7		14	1	None	P,S,T,M,VP SC	24+	90+ Days	



Club Health Assessment for DISTRICT LC 1 through March 2025

			Status	Membership							Reports					Finance		LCIF
Club Number	Club Name	Charter Date		Current Member Count	YTD Members Added	YTD Members Dropped	YTD Net Growth	YTD Net Growth%	Member Count 12 Months Ago	Avg. length of service for dropped members	Months Since Last MMR ***	Yrs. Since Last Officer Report	President Rotation	Vice President Reported ****	Months Since Last Activity Report ***	Account Balance	Donations for current Fiscal Year	
			Number of times on status quo within last two years	If below 15 members appears				If net loss is greater than 20% appears			If no report in 3 months appears in	When more than one year appears in	Number of repeat terms	Notes the officers that do not have an active	If no report at 12 months appears in red			
48609	RIO DE JANEIRO ROCHA MIRANDA	05/20/1988	Active	9	0	0	0	0.00%	14		8			N	SC	4		
16552	RIO DE JANEIRO SAO CRISTOVAO	04/25/1963	Active(2)	2	0	0	0	0.00%	2		15	1	None		P,S,T,M,VP SC	24+		
64490	RIO DE JANEIRO SERNAMBETIBA Exc Award (06/30/2107)	06/25/2001	Active	19	4	0	4	26.67%	15		2		4	N		0		
38160	RIO DE JANEIRO TAQUARA	03/14/1980	Active	27	4	3	1	3.85%	25	8	1			N		3		
16546	RIO DE JANEIRO URCA	08/24/1959	Active	4	0	1	-1	-20.00%	6	34	1		4		VP	24+		
37824	RIO DE JANEIRO VILA VALQUEIRE	12/10/1979	Active	8	0	0	0	0.00%	8		15		None		P,S,T,M,VP SC	24+		
134308	Rio de Janeiro Vozes da Pólio	04/18/2018	Active	16	0	1	-1	-5.88%	18	3	3			R	M	24+		
77309	RIO DE JANEIRO-LAGOA RODRIGO DE FREITAS	06/30/2003	Active	16	0	1	-1	-5.88%	18	8	2		2	N	M	7		
64903	RIO DE JANEIRO-REALENGO	01/02/2002	Active(3)	3	3	3	0	0.00%	4	15	2		3		S,M,VP,SC	24+		
33338	SAO JOAO DE MERITI Exc Award (06/30/2017, 06/30/2018)	02/03/1977	Active	14	1	0	1	7.69%	13		3		6	R		7		
16568	TERESOPOLIS	06/27/1955	Active(2)	5	0	7	-7	-58.33%	12	29	3		3		M,VP,SC	24+	90+ Days	
48610	VOLTA REDONDA CIDADE DO ACO Exc Award (06/30/2024)	05/24/1988	Active	14	0	0	0	0.00%	14		10				S,T,M,VP,SC	10		

Clubs Cancelled Previous Fiscal Year – Clubs Cancelled within last 12 months may be reinstated

Club Number	Club Name	Charter Date	Current Status*	Cancellation Date
16525	PARACAMBI	05/08/1969	Cancelled(8*)	12/16/2023
136833	Rio de Janeiro Coração do Brasil	11/27/2018	Cancelled(8*)	12/29/2023
102646	RIO DE JANEIRO CRISTO REDENTOR	01/14/2009	Cancelled(8*)	12/29/2023
16575	VOLTA REDONDA	10/10/1959	Cancelled(6*)	10/29/2023



Club Health Assessment for DISTRICT LC 1 through March 2025

Club Number			Club Name			Charter Date			Status					Membership					Reports					Finance		LCIF
									Current Member Count	YTD Members Added	YTD Members Dropped	YTD Net Growth	YTD Net Growth%	Member Count 12 Months Ago	Avg. length of service for dropped members	Months Since Last MMR ***	Yrs. Since Last Officer Report	President Rotation	Vice President Reported ****	Months Since Last Activity Report ***	Account Balance	Donations for current Fiscal Year				
									Number of times on status quo within last two years	If below 15 members appears			If net loss is greater than 20% appears			If no report in 3 months appears in			When more than one year appears in	Number of repeat terms	Notes the officers that do not have an active			If no report at 12 months appears in red		
Current Total Clubs Count	YTD New Clubs Count	YTD Cancelled Clubs Count	YTD Net Club Gain	Current Total Members Count	YTD Add	YTD Drop	YTD Net Growth	YTD Net Growth %	Member Count 12 Months Ago	Average Member Count Per Club	% of Clubs with less than 20 members	% No MMR in 3 Months	% No Officer Report in 12 Months	% of Clubs with balance 90+ days	Number of Clubs in Status Quo	% Status Quo Clubs in Financial Suspension	Number of Cancelled Clubs	Average Cancelled Club Age	Members Lost Due to Cancellation	% of Clubs Cancelled for Non-Financial Reasons						
43	0	2	-2	691	53	136	-83	-10.72%	793	16	74%	63%	12%	16%	0	0%	2	101	55	-50%						

* - P - Priority Club. Cancellation Reasons: 1-Objectives/conduct, 2-Non-active club, 5-Non-existing club, 6-Disbanding, 7-Merger, 8-Financial Suspension, 9-District/Multiple District Dues.

** - Abbreviation: P-President, S-Secretary, T-Treasurer, M-Member Chairperson, VP-First Vice President, MC-Communications Chairperson, SC-Service Chairperson

*** - Abbreviation: N/R - Never reported using the Lions Clubs website, N/A - Not applicable, No password registered for the Lions Clubs website.

**** - Abbreviation: N - New, IP - Immediate Past, R - Repeat.



Club Health Assessment for District LC 2 through March 2025

			Status	Membership						Reports					Finance		LCIF	
Club Number	Club Name	Charter Date		Current Member Count	YTD Members Added	YTD Members Dropped	YTD Net Growth	YTD Net Growth%	Member Count 12 Months Ago	Avg. length of service for dropped members	Months Since Last MMR ***	Yrs. Since Last Officer Report	President Rotation	Vice President Reported ****	Months Since Last Activity Report ***	Account Balance	Donations for current Fiscal Year	
			Number of times on status quo within last two years	If below 15 members appears				If net loss is greater than 20% appears			If no report in 3 months appears in	When more than one year appears in	Number of repeat terms		Notes the officers that do not have an active	If no report at 12 months appears in red		
Clubs less than two years old																		
181588	Salto Monte Serrat	03/31/2025	Newly Chartered	21	21	0	21	100.00%	0		0				VP,SC	N/R		
179336	São Paulo Diabetes	10/30/2024	Active	24	24	0	24	100.00%	0		5			N	M,SC	N/R	90+ Days	
Clubs more than two years old																		
38617	BOITUVA	06/03/1980	Active	28	4	3	1	3.70%	23	4	0				VP	1		\$570.17
Exc Award (06/30/2023, 06/30/2024)																		
16577	CAPIVARI	11/14/1962	Active	25	3	1	2	8.70%	23	27	1			N		0		\$20.03
Exc Award (06/30/2023)																		
16578	CERQUILHO	09/04/1966	Active	41	5	0	5	13.89%	36		0		None	R	P	0		\$20.03
Exc Award (06/30/2020)																		
34019	COTIA	06/07/1977	Active	9	0	0	0	0.00%	9		11		2	R		6	90+ Days	\$70.03
16580	INDAIATUBA	08/26/1959	Active	26	5	7	-2	-7.14%	30	14	0			N		0		\$830.14
Exc Award (06/30/2023, 06/30/2024)																		
16582	ITAPETININGA	06/05/1956	Active	17	1	1	0	0.00%	17	22	2		4	R		4		\$70.00
Exc Award (06/30/2023)																		
128093	Itapevi Centro	06/24/2016	Active	37	0	4	-4	-9.76%	36	4	4		2	N		5	90+ Days	\$140.03
Exc Award (06/30/2020, 06/30/2022, 06/30/2023)																		
16583	ITATIBA	10/11/1971	Active	20	4	0	4	25.00%	16		0			IP	P	0		\$529.59
Exc Award (06/30/2023)																		
16584	ITU	10/23/1960	Active	17	5	6	-1	-5.56%	18	16	0			N	T,SC	0		\$100.06
Exc Award (06/30/2020, 06/30/2022, 06/30/2023)																		
34020	JUNDIAI SUL	06/07/1977	Active	5	0	0	0	0.00%	5		15	1	None		P,S,T,M,VP SC	15	90+ Days	
35189	MAIRINQUE	03/20/1978	Active(1)	5	0	0	0	0.00%	5		22	1	None		P,S,T,M,VP SC	N/R	90+ Days	\$20.03
16586	OSASCO	06/08/1963	Active	15	0	0	0	0.00%	15		11		7	R		1		\$70.03
16589	REGISTRO	06/07/1964	Active	24	0	0	0	0.00%	23		3			R		0		\$40.00
129593	São Paulo - Nações De Cultura De Paz	01/03/2017	Active(2)	4	0	0	0	0.00%	4		11		9	R		6	90+ Days	\$20.03
16598	SAO PAULO ACLIMACAO	11/29/1956	Cancelled(6*)	0	0	0	0	0.00%	14		8	1	None		P,S,T,M,VP SC	24+		



Club Health Assessment for District LC 2 through March 2025

			Status	Membership							Reports					Finance	LCIF
Club Number	Club Name	Charter Date		Current Member Count	YTD Members Added	YTD Members Dropped	YTD Net Growth	YTD Net Growth%	Member Count 12 Months Ago	Avg. length of service for dropped members	Months Since Last MMR ***	Yrs. Since Last Officer Report	President Rotation	Vice President Reported ****	Months Since Last Activity Report ***	Account Balance	Donations for current Fiscal Year
			Number of times on status quo within last two years	If below 15 members appears				If net loss is greater than 20% appears			If no report in 3 months appears in	When more than one year appears in	Number of repeat terms	Notes the officers that do not have an active	If no report at 12 months appears in red		
37430	SAO PAULO ALTO DOS PINHEIROS	07/09/1979	Active	4	0	0	0	0.00%	4		9		7	R M	17	90+ Days	\$20.03
138670	São Paulo Anhembi Transformação	06/19/2019	Active	12	0	0	0	0.00%	12		17			N VP,SC	0		\$90.04
16605	SAO PAULO BANDEIRANTES L C	12/20/1955	Active(1)	3	0	0	0	0.00%	3		25	1	None	P,S,T,M,VP SC	N/R	90+ Days	
37238	SAO PAULO BARRA FUNDA	06/12/1979	Active	12	0	0	0	0.00%	12		11			N T,VP	0		\$90.85
16595	SAO PAULO BELEM	09/25/1959	Active	16	3	2	1	6.67%	15	2	5			R M	0		\$20.03
Exc Award (06/30/2020, 06/30/2023)																	
36384	SAO PAULO CAMPOS ELISEOS	12/18/1978	Active	14	0	0	0	0.00%	14		0			R	0		\$60.89
Exc Award (06/30/2022, 06/30/2023)																	
16627	SAO PAULO CASA VERDE	06/03/1968	Active	26	0	4	-4	-13.33%	30	33	1		2	R	5	90+ Days	\$40.00
Exc Award (06/30/2023)																	
16597	SAO PAULO CENTRO	07/23/1952	Active	33	3	4	-1	-2.94%	38	8	4			IP T	0	90+ Days	\$20.00
Exc Award (06/30/2023)																	
29125	SÃO PAULO CONTINENTAL	04/04/1974	Active	25	1	3	-2	-7.41%	27	3	0		2	R	0		\$40.03
Exc Award (06/30/2016, 06/30/2018, 06/30/2020)																	
144347	São Paulo Elos	12/22/2020	Active	27	11	6	5	22.73%	22	3	0			N	0		\$196.13
Exc Award (06/30/2021, 06/30/2022, 06/30/2023)																	
16594	SAO PAULO IMIRIM	04/15/1971	Active	12	2	0	2	20.00%	10		0		2	N	0	90+ Days	\$140.00
Exc Award (06/30/2016, 06/30/2018, 06/30/2020)																	
53252	SAO PAULO INDEPENDENCIA	06/01/1992	Active	7	0	0	0	0.00%	7		6		3	N P,VP	2		\$20.13
16599	SAO PAULO IPIRANGA	05/05/1955	Active	14	0	3	-3	-17.65%	17	10	4		3	R SC	4		\$40.13
16629	SAO PAULO MONCOES	05/20/1971	Active	18	1	8	-7	-28.00%	27	21	0		2	N	0		\$580.18
Exc Award (06/30/2024)																	
16602	SAO PAULO MOOCA	02/15/1955	Active	2	0	0	0	0.00%	2		33		11	IP	N/R		
16611	SAO PAULO PACAEMBU	03/28/1961	Active	28	1	2	-1	-3.45%	29	8	1		2	R	0		\$118.70
Exc Award (06/30/2021, 06/30/2022, 06/30/2023)																	
16612	SAO PAULO PARY	04/12/1961	Active	14	0	2	-2	-12.50%	16	22	2		2	R SC	24+		\$40.00



Club Health Assessment for District LC 2 through March 2025

			Status	Membership							Reports					Finance		LCIF
Club Number	Club Name	Charter Date		Current Member Count	YTD Members Added	YTD Members Dropped	YTD Net Growth	YTD Net Growth%	Member Count 12 Months Ago	Avg. length of service for dropped members	Months Since Last MMR ***	Yrs. Since Last Officer Report	President Rotation	Vice President Reported ****	Months Since Last Activity Report ***	Account Balance	Donations for current Fiscal Year	
			Number of times on status quo within last two years	If below 15 members appears				If net loss is greater than 20% appears			If no report in 3 months appears in	When more than one year appears in	Number of repeat terms	Notes the officers that do not have an active	If no report at 12 months appears in red			
16603	SAO PAULO PENHA	04/26/1956	Active	17	0	0	0	0.00%	17		9		2	N	6	90+ Days	\$20.03	
36980	SAO PAULO POMPEIA	04/20/1979	Active	27	5	0	5	22.73%	21		0		2	R	0		\$1,063.49	
Exc Award (06/30/2016, 06/30/2020, 06/30/2022)																		
16606	SAO PAULO SANTANA	01/22/1958	Active	6	0	0	0	0.00%	6		21		3	R	24+		\$20.00	
Exc Award (06/30/2018, 06/30/2020)														S				
16624	SAO PAULO SAO MIGUEL PAULISTA	04/08/1965	Active	25	1	0	1	4.17%	22		4			N	0		\$300.03	
Exc Award (06/30/2019, 06/30/2023, 06/30/2024)																		
16613	SÃO PAULO SAÚDE	02/10/1962	Active	20	0	1	-1	-4.76%	19	17	1			IP	2		\$394.54	
Exc Award (06/30/2020, 06/30/2024)																		
135131	São Paulo Sororidade Social	06/15/2018	Active	26	4	11	-7	-21.21%	36	4	0			N	0		\$2,106.70	
Exc Award (06/30/2021, 06/30/2022)																		
16608	SAO PAULO SUMARE	09/16/1958	Active	22	1	0	1	4.76%	21		7			IP	1		\$160.13	
Exc Award (06/30/2016, 06/30/2023, 06/30/2024)																		
125064	Sao Paulo Tatuape	06/05/2015	Active	5	0	2	-2	-28.57%	6	3	1		3	N	0		\$70.03	
16620	SAO PAULO TUCURUVI	02/01/1967	Active	21	4	0	4	23.53%	17		3		5	R	0	90+ Days	\$107.42	
Exc Award (06/30/2018)																		
31565	SAO PAULO VILA FORMOSA	01/20/1976	Active	33	3	1	2	6.45%	32	1	5		2	N	0		\$116.46	
Exc Award (06/30/2023)																		
38064	SAO PAULO VILA MATILDE	02/11/1980	Active	23	0	0	0	0.00%	20		9		5	N	0		\$20.03	
Exc Award (06/30/2024)																		
16614	SAO ROQUE	06/20/1959	Active	10	0	0	0	0.00%	10		5		2	R	0		\$250.49	
Exc Award (06/30/2023)																		
16607	SOROCABA	04/09/1954	Active	4	0	0	0	0.00%	4		17		2		M,VP,SC	0	90+ Days	\$70.00
134767	Sorocaba Fenix	05/22/2018	Active(3)	6	5	5	0	0.00%	6	0	0		2	N	T,M,SC	0		\$20.00
35191	SOROCABA LESTE	03/28/1978	Active(1)	14	7	2	5	55.56%	12	2	5			R	S,T	8		\$20.00
16632	SOROCABA NORTE	11/05/1971	Active	11	0	0	0	0.00%	11		33	1	None		P,S,T,M,VP SC	24+	90+ Days	
34021	SOROCABA SUL	06/08/1977	Active	16	1	1	0	0.00%	16	12	6			R	P	3		\$1,047.66
16634	TATUI	09/02/1955	Active	111	11	8	3	2.78%	107	8	0				M,VP	0		\$2,074.10



Club Health Assessment for District LC 2 through March 2025

			Status	Membership							Reports				Finance	LCIF	
Club Number	Club Name	Charter Date		Current Member Count	YTD Members Added	YTD Members Dropped	YTD Net Growth	YTD Net Growth%	Member Count 12 Months Ago	Avg. length of service for dropped members	Months Since Last MMR ***	Yrs. Since Last Officer Report	President Rotation	Vice President Reported ****	Months Since Last Activity Report ***	Account Balance	Donations for current Fiscal Year
			Number of times on status quo within last two years	If below 15 members appears				If net loss is greater than 20% appears			If no report in 3 months appears in	When more than one year appears in	Number of repeat terms	Notes the officers that do not have an active	If no report at 12 months appears in red		
Exc Award (06/30/2016, 06/30/2020, 06/30/2023)																	
16636	VALINHOS	12/07/1955	Active	21	6	0	6	40.00%	15		0		2	N	0		\$641.89
Exc Award (06/30/2016, 06/30/2023, 06/30/2023)																	
16637	VINHEDO	05/15/1958	Active	58	11	26	-15	-20.55%	71	3	0			N	0		\$20.03
Exc Award (06/30/2016, 06/30/2017, 06/30/2023)																	
16638	VOTORANTIM	10/04/1967	Active	24	3	7	-4	-14.29%	26	12	0		2	R	0		\$70.00
Exc Award (06/30/2023)																	

Clubs Cancelled Previous Fiscal Year – Clubs Cancelled within last 12 months may be reinstated

Club Number	Club Name	Charter Date	Current Status*	Cancellation Date
61564	JUNDIAI NORTE	03/08/1999	Cancelled(8*)	11/29/2023

Current Total Clubs Count	YTD New Clubs Count	YTD Cancelled Clubs Count	YTD Net Club Gain	Current Total Members Count	YTD YTD Add Drop	YTD YTD Drop	YTD Net Growth	YTD Net Growth %	Member Count 12 Months Ago	Average Member Count Per Club	% of Clubs with less than 20 members	% No MMR in 3 Months	% No Officer Report in 12 Months	% of Clubs with balance 90+ days	Number of Clubs in Status Quo	% Status Quo Clubs in Financial Suspension	Number of Cancelled Clubs	Average Cancelled Club Age	Members Lost Due to Cancellation	% of Clubs Cancelled for Non-Financial Reasons
54	2	1	1	1,085	156	120	36	3.43%	1,054	20	52%	54%	7%	28%	0	0%	1	92	0	0%

* - P - Priority Club. Cancellation Reasons: 1-Objectives/conduct, 2-Non-active club, 5-Non-existing club, 6-Disbanding, 7-Merger, 8-Financial Suspension, 9-District/Multiple District Dues.

** - Abbreviation: P-President, S-Secretary, T-Treasurer, M-Member Chairperson, VP-First Vice President, MC-Communications Chairperson, SC-Service Chairperson

*** - Abbreviation: N/R - Never reported using the Lions Clubs website, N/A - Not applicable, No password registered for the Lions Clubs website.

**** - Abbreviation: N - New, IP - Immediate Past, R - Repeat.



Club Health Assessment for District LC 3 through March 2025

			Status	Membership							Reports					Finance		LCIF
Club Number	Club Name	Charter Date		Current Member Count	YTD Members Added	YTD Members Dropped	YTD Net Growth	YTD Net Growth%	Member Count 12 Months Ago	Avg. length of service for dropped members	Months Since Last MMR ***	Yrs. Since Last Officer Report	President Rotation	Vice President Reported ****	Months Since Last Activity Report ***	Account Balance	Donations for current Fiscal Year	
			Number of times on status quo within last two years	If below 15 members appears				If net loss is greater than 20% appears			If no report in 3 months appears in	When more than one year appears in	Number of repeat terms	Notes the officers that do not have an active	If no report at 12 months appears in red			
Clubs less than two years old																		
156856	Águas de São Pedro	12/18/2023	Active	20	2	8	-6	-23.08%	21	1	0		2	T,VP	3		\$26.09	
172142	Botelhos	06/10/2024	Active	12	0	9	-9	-42.86%	0	1	2		2	VP,SC	6	90+ Days		
171331	Cosmopolis Cidade Universo	05/06/2024	Active(1)	20	0	0	0	0.00%	0		7		2	R	6			
154906	Pardinho	06/21/2023	Active(1)	8	0	0	0	0.00%	16		9			N M	1			
154358	Sumaré Fênix	05/11/2023	Active	21	2	1	1	5.00%	21	2	2		3	N SC	3			
Clubs more than two years old																		
16639	AGUAI	08/06/1966	Active(1)	20	4	4	0	0.00%	20	5	0			N VP,SC	0			
16642	AMERICANA	04/12/1955	Active	41	4	3	1	2.50%	40	36	1		2	R VP,SC	8	90+ Days		
16643	AMERICANA NORTE	05/23/1969	Active	32	2	2	0	0.00%	32	4	0			N SC	0			
	Exc Award (06/30/2024)																	
30923	AMERICO BRASILIENSE	06/13/1975	Active	14	1	1	0	0.00%	14	30	2		2	R T,M	2			
	Exc Award (06/30/2018)																	
16644	AMPARO	01/12/1965	Active	22	5	7	-2	-8.33%	23	5	0			R	0		\$845.12	
	Exc Award (06/30/2020, 06/30/2024)																	
16648	ARARAQUARA	08/23/1958	Active	8	0	0	0	0.00%	8		9		2	N M,SC	1			
16646	ARARAQUARA FONTE LUMI	03/22/1969	Active	30	0	4	-4	-11.76%	4	13	1			N SC	1			
16647	ARARAQUARA SANTA CRUZ	10/24/1967	Cancelled(7*)	0	0	0	0	0.00%	29		8		2	N M,SC	10	90+ Days		
16649	ARARAS	09/29/1956	Active	22	3	3	0	0.00%	24	49	0			N SC	0		\$336.76	
16651	BARIRI	03/09/1964	Active(3)	10	0	0	0	0.00%	14		9			R SC	3	90+ Days		
33701	BARRA BONITA	04/06/1977	Active	16	2	4	-2	-11.11%	15	4	0			N M,SC	2			
	Exc Award (06/30/2024)																	
16974	BOTUCATU	09/21/1957	Active	18	1	4	-3	-14.29%	21	8	0			N	6			
	Exc Award (06/30/2022, 06/30/2024)																	
58532	BOTUCATU LEAO DA SERRA	06/30/1996	Active	8	0	0	0	0.00%	8		10			IP M	0	90+ Days	\$1,000.00	
	Exc Award (06/30/2023)																	
32529	CAMPINAS CARLOS GOMES	06/29/1976	Active	22	0	2	-2	-8.33%	27	34	0			N SC	0		\$293.32	



Club Health Assessment for District LC 3 through March 2025

			Status	Membership							Reports					Finance		LCIF
Club Number	Club Name	Charter Date		Current Member Count	YTD Members Added	YTD Members Dropped	YTD Net Growth	YTD Net Growth%	Member Count 12 Months Ago	Avg. length of service for dropped members	Months Since Last MMR ***	Yrs. Since Last Officer Report	President Rotation	Vice President Reported ****	Months Since Last Activity Report ***	Account Balance	Donations for current Fiscal Year	
			Number of times on status quo within last two years	If below 15 members appears					If net loss is greater than 20% appears			If no report in 3 months appears in	When more than one year appears in	Number of repeat terms	Notes the officers that do not have an active	If no report at 12 months appears in red		
Exc Award (06/30/2021)																		
119787	Campinas Cibernético "Guilherme de Almeida"	06/27/2013	Active(1)	7	0	0	0	0.00%	7		16		2	R	24			
Exc Award (06/30/2018)																		
40016	CAMPINAS METROPOLE	06/03/1981	Active	9	0	0	0	0.00%	9		8		2	R	VP 1			
16656	CAMPINAS OESTE	06/29/1973	Active	17	0	1	-1	-5.56%	18	10	2		4	R	M 0			
16662	CONCHAL	03/23/1969	Active(3)	8	8	13	-5	-38.46%	13	25	1		7	R	T 24+			
16981	CONCHAS	09/06/1967	Active	41	14	1	13	46.43%	23	0	0		2	N	0			
Exc Award (06/30/2017, 06/30/2018, 06/30/20)																		
130742	Cordeiropolis Comendador Jamil Abrahao Saad	04/21/2017	Active	38	14	1	13	52.00%	27	6	4			N	0			
33339	IBITINGA CENTENARIO	02/07/1977	Active	45	4	4	0	0.00%	44	3	3			N	0			
Exc Award (06/30/2020, 06/30/2024)																		
16665	ITAPIRA	06/08/1955	Active	34	2	9	-7	-17.07%	41	14	0			N	S 3		\$1,001.06	
Exc Award (06/30/2020, 06/30/2022)																		
30726	ITAPOLIS	05/13/1975	Active	38	0	0	0	0.00%	38		8			N	M 4			
Exc Award (06/30/2022)																		
110330	ITATINGA	02/21/2011	Active	11	0	2	-2	-15.38%	13	6	0		2	R	SC 3	90+ Days		
150000	Jahu - Comandante João Ribeiro de Barros	02/23/2022	Active	14	0	6	-6	-30.00%	16	3	5			N	SC 0			
16991	LARANJAL PAULISTA	05/26/1970	Active	18	0	0	0	0.00%	18		1			N	M 3			
142959	Leme Cooperação	09/22/2020	Active	16	0	0	0	0.00%	16		9			N	4			
16671	LIMEIRA	07/23/1955	Active	25	1	3	-2	-7.41%	25	22	8			N	4			
16672	LIMEIRA NORTE	08/17/1968	Active	36	0	0	0	0.00%	36		7			N	0		\$180.00	
Exc Award (06/30/2023)																		
131345	Mineiros do Tiete	06/23/2017	Active	29	2	3	-1	-3.33%	20	4	3			IP	SC 0			
16673	MOCOCA	09/20/1964	Active	18	0	1	-1	-5.26%	22	2	3			N	M,VP 4			
16674	MOGI GUACU	05/04/1968	Active(2)	5	0	1	-1	-16.67%	7	46	3		2	R	S,M 4	90+ Days		
16676	MONTE MOR	05/21/1970	Active	49	0	2	-2	-3.92%	52	6	2			R	0			
Exc Award (06/30/2024)																		



Club Health Assessment for District LC 3 through March 2025

			Status	Membership							Reports					Finance		LCIF
Club Number	Club Name	Charter Date		Current Member Count	YTD Members Added	YTD Members Dropped	YTD Net Growth	YTD Net Growth%	Member Count 12 Months Ago	Avg. length of service for dropped members	Months Since Last MMR ***	Yrs. Since Last Officer Report	President Rotation	Vice President Reported ****	Months Since Last Activity Report ***	Account Balance	Donations for current Fiscal Year	
			Number of times on status quo within last two years	If below 15 members appears					If net loss is greater than 20% appears		If no report in 3 months appears in	When more than one year appears in	Number of repeat terms	Notes the officers that do not have an active	If no report at 12 months appears in red			
117932	MONTE MOR CIBERNETICO VANGUARDA	10/15/2012	Active	25	0	0	0	0.00%	26		9			N	SC	7	90+ Days	\$1,000.00
138302	Monte São	05/21/2019	Cancelled(8*)	0	0	5	-5	-100.00%	5	5	3		None	P,S,T,M,VP SC	12			
16677	NOVA ODESSA	01/08/1974	Active	26	2	0	2	8.33%	24		0		2	R		1		
	Exc Award (06/30/2024)																	
33180	PAULINIA	12/31/1976	Active	31	1	4	-3	-8.82%	32	1	0				VP,SC	0		\$290.84
	Exc Award (06/30/2020, 06/30/2021, 06/30/2022)																	
16680	PIRACICABA	03/26/1955	Active	17	0	0	0	0.00%	17		15		4	R	SC	4		
63339	PIRACICABA CAMPESTRE	06/22/2000	Active	9	2	3	-1	-10.00%	10	5	3		3	R		0		
124644	Piracicaba Cruzeiro do Sul	04/23/2015	Active	18	0	0	0	0.00%	18		12		5	R		4		
16681	PIRACICABA INDEPENDENCIA	06/20/1972	Active	61	12	3	9	17.31%	48	0	0			N	SC	0		
	Exc Award (06/30/2022, 06/30/2023, 06/30/2024)																	
16682	PIRACICABA LESTE	10/10/1968	Active	17	2	1	1	6.25%	17	11	0		2	R		3		
16683	PIRASSUNUNGA	04/03/1963	Active	64	8	4	4	6.67%	61	4	0			R	SC	0		
	Exc Award (06/30/2019, 06/30/2021, 06/30/2022)																	
16686	POCOS CALDAS ALUMINIO	10/14/1970	Active	30	4	0	4	15.38%	26		1			N		0		
	Exc Award (06/30/2021, 06/30/2022, 06/30/2023)																	
118655	POÇOS DE CALDAS DAS AGUAS THERMAIS	01/24/2013	Active	5	0	2	-2	-28.57%	7	12	3		6	N		0		
	Exc Award (06/30/2018)																	
28147	POCOS DE CALDAS URANIO	03/11/1974	Active	32	0	4	-4	-11.11%	36	12	0				VP	0		
16688	RIO CLARO	10/16/1955	Active	27	2	6	-4	-12.90%	31	9	1		2	N		1		
	Exc Award (06/30/2018, 06/30/2022, 06/30/2023)																	
140020	Rio Claro Escudo De Davi	10/16/2019	Cancelled(8*)	0	0	13	-13	-100.00%	13	4	3	1	None	P,S,T,M,VP SC	23	90+ Days		
16696	SANTA BARBARA DOESTE	05/13/1960	Active	16	4	1	3	23.08%	10	45	1			N	SC	0		
16690	SANTO ANTONIO DE POSSE	05/23/1969	Active	17	1	0	1	6.25%	16		0			N		0		
34959	SAO CARLOS CLIMA	01/24/1978	Active	9	0	0	0	0.00%	9		10		6	R	SC	0		
16691	SAO JOAO BOA VISTA NORTE	12/22/1969	Active	11	0	0	0	0.00%	11		14			N	SC	3		



Club Health Assessment for District LC 3 through March 2025

			Status	Membership							Reports					Finance	LCIF
Club Number	Club Name	Charter Date		Current Member Count	YTD Members Added	YTD Members Dropped	YTD Net Growth	YTD Net Growth%	Member Count 12 Months Ago	Avg. length of service for dropped members	Months Since Last MMR ***	Yrs. Since Last Officer Report	President Rotation	Vice President Reported ****	Months Since Last Activity Report ***	Account Balance	Donations for current Fiscal Year
			Number of times on status quo within last two years	If below 15 members appears				If net loss is greater than 20% appears			If no report in 3 months appears in	When more than one year appears in	Number of repeat terms	Notes the officers that do not have an active	If no report at 12 months appears in red		
16698	SAO JOAO DA BOA VISTA	07/30/1961	Active	17	1	1	0	0.00%	20	1	0		2	R SC	6		
	Exc Award (06/30/2018)																
17009	SAO MANUEL	03/13/1965	Active	41	1	4	-3	-6.82%	44	10	0			VP,SC	2		\$42.85
	Exc Award (06/30/2018, 06/30/2020, 06/30/2023)																
16700	SERRA NEGRA	03/17/1964	Active	13	4	0	4	44.44%	9		5			R M,SC	4		\$26.14
	Exc Award (06/30/2018, 06/30/2020)																
39171	SOCORRO	12/02/1980	Active	12	0	0	0	0.00%	12		7		3	R M,SC	5		
	Exc Award (06/30/2018, 06/30/2023, 06/30/2025)																
16660	SUMARE	08/27/1959	Active	62	1	9	-8	-11.43%	69	4	0			N	0		\$20.00
	Exc Award (06/30/2018, 06/30/2023, 06/30/2025)																

Clubs Cancelled Previous Fiscal Year – Clubs Cancelled within last 12 months may be reinstated

Club Number	Club Name	Charter Date	Current Status*	Cancellation Date
144142	Espirito Santo do Pinhal	12/29/2020	Cancelled(8*)	06/29/2024

Current Total Clubs Count	YTD New Clubs Count	YTD Cancelled Clubs Count	YTD Net Club Gain	Current Total Members Count	YTD Add	YTD Drop	YTD Net Growth	YTD Net Growth %	Member Count 12 Months Ago	Average Member Count Per Club	% of Clubs with less than 20 members	% No MMR in 3 Months	% No Officer Report in 12 Months	% of Clubs with balance 90+ days	Number of Clubs in Status Quo	% Status Quo Clubs in Financial Suspension	Number of Cancelled Clubs	Average Cancelled Club Age	Members Lost Due to Cancellation	% of Clubs Cancelled for Non-Financial Reasons
59	0	3	-3	1,362	116	159	-43	-3.06%	1,353	23	51%	44%	0%	10%	0	0%	3	24	18	0%

* - P - Priority Club. Cancellation Reasons: 1-Objectives/conduct, 2-Non-active club, 5-Non-existing club, 6-Disbanding, 7-Merger, 8-Financial Suspension, 9-District/Multiple District Dues.

** - Abbreviation: P-President, S-Secretary, T-Treasurer, M-Member Chairperson, VP-First Vice President, MC-Communications Chairperson, SC-Service Chairperson

*** - Abbreviation: N/R - Never reported using the Lions Clubs website, N/A - Not applicable, No password registered for the Lions Clubs website.

**** - Abbreviation: N - New, IP - Immediate Past, R - Repeat.



Club Health Assessment for District LC 4 through March 2025

			Status	Membership								Reports					Finance		LCIF
Club Number	Club Name	Charter Date		Current Member Count	YTD Members Added	YTD Members Dropped	YTD Net Growth	YTD Net Growth%	Member Count 12 Months Ago	Avg. length of service for dropped members	Months Since Last MMR ***	Yrs. Since Last Officer Report	President Rotation	Vice President Reported ****	Months Since Last Activity Report ***	Account Balance	Donations for current Fiscal Year		
			Number of times on status quo within last two years	If below 15 members appears				If net loss is greater than 20% appears			If no report in 3 months appears in	When more than one year appears in	Number of repeat terms	Notes the officers that do not have an active	If no report at 12 months appears in red				
Clubs less than two years old																			
179091	Caeté Emboabas	11/20/2024	Active	21	31	10	21	100.00%	0	1	0			T,M,VP,SC	N/R	90+ Days			
171817	PERDIGAO	06/05/2024	Active(1)	16	0	5	-5	-23.81%	0	1	0		2	N	S,M,VP,SC	N/A	90+ Days		
Clubs more than two years old																			
16921	BELO HORIZONTE CARMO SION	05/15/1970	Active	15	0	2	-2	-11.76%	17	8	7			N		1			
16920	BELO HORIZONTE CENTRO	12/28/1954	Active	16	0	2	-2	-11.11%	14	7	0		2	R	VP	24+			
29491	BELO HORIZONTE FLORESTA	06/18/1974	Active	24	2	6	-4	-14.29%	28	8	4		3	R		0			
16919	BELO HORIZONTE GUTIERREZ	09/21/1971	Active	13	1	2	-1	-7.14%	14	23	0		3	R	P	10			
16934	BELO HORIZONTE JARAGUA	06/14/1970	Active	28	7	7	0	0.00%	27	2	0			N	SC	0			
16923	BELO HORIZONTE LIBERDADE Exc Award (06/30/2023)	11/14/1965	Active	18	0	0	0	0.00%	19		5			N		8			
31751	BELO HORIZONTE MANGABEIRAS	02/24/1976	Active	19	0	6	-6	-24.00%	22	14	1		8		P,VP,SC	9	90+ Days		
16918	BELO HORIZONTE NOVA SUISSA Exc Award (06/30/2018)	04/25/1973	Active	23	4	2	2	9.52%	20	7	0			N	T	3			
52858	BELO HORIZONTE OURO Exc Award (06/30/2017)	04/01/1992	Active	25	1	1	0	0.00%	25	4	0			N	M	0			
16931	BELO HORIZONTE SANTA TEREZA Exc Award (06/30/2023)	05/28/1969	Active(1)	23	8	7	1	4.55%	24	50	0			N		0			
16930	BELO HORIZONTE SANTO ANTONIO	03/11/1969	Active	15	0	0	0	0.00%	17		3		2	N		24+			
29958	BELO HORIZONTE SERRA DO CURRAL	11/29/1974	Active	3	0	1	-1	-25.00%	4	24	1		None		P,T,M,VP,SC	14	90+ Days		
44368	BELO HORIZONTE SOLIDARIEDADE	11/01/1984	Active	26	0	2	-2	-7.14%	28	3	2		2	N	SC	0	\$1,000.00		
16932	BETIM	06/21/1967	Active	24	0	5	-5	-17.24%	29	10	0				VP,SC	3	\$3,002.82		
16935	BOM DESPACHO Exc Award (06/30/2020, 06/30/2023, 06/30/2024)	01/19/1969	Active	61	3	2	1	1.67%	57	4	0			N		0	\$1,394.05		



Club Health Assessment for District LC 4 through March 2025

			Status	Membership							Reports					Finance		LCIF
Club Number	Club Name	Charter Date		Current Member Count	YTD Members Added	YTD Members Dropped	YTD Net Growth	YTD Net Growth%	Member Count 12 Months Ago	Avg. length of service for dropped members	Months Since Last MMR ***	Yrs. Since Last Officer Report	President Rotation	Vice President Reported ****	Months Since Last Activity Report ***	Account Balance	Donations for current Fiscal Year	
			Number of times on status quo within last two years	If below 15 members appears				If net loss is greater than 20% appears			If no report in 3 months appears in	When more than one year appears in	Number of repeat terms	Notes the officers that do not have an active	If no report at 12 months appears in red			
50235	CACHOEIRA DO CAMPO	02/27/1990	Active	34	0	33	-33	-49.25%	34	1	1			N	15	90+ Days	\$200.14	
	Exc Award (06/30/2018, 06/30/2019, 06/30/2020)																	
16939	CONCEICAO DO MATO DENTRO	11/03/1968	Active(1)	16	0	0	0	0.00%	16		16		3	R	M,SC	24+	90+ Days	
16951	CONSELHEIRO LAFAIETE ALVORADA	04/15/1968	Active	30	0	0	0	0.00%	30		1			N	SC	24+	90+ Days	
16937	CORINTO	12/22/1968	Active	21	0	2	-2	-8.70%	23	18	1		5	R	T,M,SC	16		
	Exc Award (06/30/2022)																	
16942	CURVELO	10/29/1967	Active	41	1	0	1	2.50%	33		3			N		6		
	Exc Award (06/30/2016)																	
16943	DIAMANTINA	04/27/1969	Active	16	0	0	0	0.00%	16		12			R	SC	12		
148689	Divinópolis Bike	10/19/2021	Active	20	4	5	-1	-4.76%	22	2	3			N	M,SC	8		
16945	DIVINOPOLIS CANDIDES	10/19/1969	Active	36	6	5	1	2.86%	36	7	1			R		0		
	Exc Award (06/30/2018, 06/30/2022)																	
16944	DIVINOPOLIS PIONEIRO	05/25/1967	Active	18	1	6	-5	-21.74%	19	10	0			IP	S	12		
	Exc Award (06/30/2022)																	
29380	ESMERALDAS	05/23/1974	Active	29	2	0	2	7.41%	29		4		2	N		0		
16946	ITABIRITO	10/28/1968	Active	23	1	1	0	0.00%	23	1	3			N	VP	3		
	Exc Award (06/30/2022)																	
16949	JANAUBA	10/12/1968	Active	37	1	2	-1	-2.63%	31	12	0			N		11		
	Exc Award (06/30/2024)																	
16950	LAFAIETE CENTRO L C	10/20/1962	Active	43	3	2	1	2.38%	39	2	0			N		0	\$2,200.92	
	Exc Award (06/30/2022)																	
34853	LAGOA SANTA	12/22/1977	Active	72	0	2	-2	-2.70%	73	16	3			N		0	\$1,000.00	
40313	MARIANA O LEAO DAS MINAS	08/28/1981	Active	25	0	0	0	0.00%	26		6				T,M,VP,SC	0	\$400.28	
	Exc Award (06/30/2019)																	
34281	MONTES CLAROS SERTANEJO	06/29/1977	Active	19	0	2	-2	-9.52%	21	8	3			N	P	7		
16955	NOVA LIMA	03/18/1967	Active	63	1	5	-4	-5.97%	65	11	3			N	M,SC	0		



Club Health Assessment for District LC 4 through March 2025

			Membership								Reports						Finance		LCIF	
Club Number	Club Name	Charter Date		Current Member Count	YTD Members Added	YTD Members Dropped	YTD Net Growth	YTD Net Growth%	Member Count 12 Months Ago	Avg. length of service for dropped members	Months Since Last MMR ***	Yrs. Since Last Officer Report	President Rotation	Vice President Reported ****	Months Since Last Activity Report ***	Account Balance	Donations for current Fiscal Year			
			Number of times on status quo within last two years	If below 15 members appears						If net loss is greater than 20% appears	If no report in 3 months appears in	When more than one year appears in	Number of repeat terms	Notes the officers that do not have an active	If no report at 12 months appears in red					
116093	NOVA LIMA ALPHAVILLE LAGOA DOS INGLESES	02/21/2012	Active	23	9	0	9	64.29%	14		1		2	P,VP,SC	24+					
32093	NOVA SERRANA	04/20/1976	Active(1)	29	0	1	-1	-3.33%	30	6	0			VP	1					
Exc Award (06/30/2024)																				
16956	OURO PRETO	10/27/1968	Active(1)	17	0	0	0	0.00%	17		9			R	24+					
16959	PEDRO LEOPOLDO	02/12/1966	Active	32	5	7	-2	-5.88%	37	3	0			N	P,M,VP	0	\$2,360.76			
Exc Award (06/30/2017)																				
16961	PIRAPORA	10/04/1970	Active(2)	9	0	0	0	0.00%	9		14			N	P,M,VP,SC	12	90+ Days			
16962	POMPEU	12/15/1968	Active	16	0	0	0	0.00%	16		9		3	VP	17					
31460	SANTA LUZIA	12/09/1975	Active	20	0	3	-3	-13.04%	23	16	0			M,VP	19		\$1,005.12			
16965	SETE LAGOAS	10/24/1964	Active	12	0	3	-3	-20.00%	21	21	4			N	M	0				
39017	SETE LAGOAS ALVORADA	10/31/1980	Active	21	3	2	1	5.00%	20	2	5			M,VP,SC	0					
16966	SETE LAGOAS CENTENARIO	03/19/1967	Active	9	2	4	-2	-18.18%	12	14	0		2	R	23					
34190	TRES MARIAS	06/07/1977	Active	35	7	5	2	6.06%	33	11	0			N	S,VP,SC	0				
Exc Award (06/30/2021, 06/30/2024)																				
34189	VESPASIANO	06/26/1977	Active	32	1	9	-8	-20.00%	39	6	1		2	N	M	0	\$115.51			
Exc Award (06/30/2024)																				
Current Total Clubs Count	YTD New Clubs Count	YTD Cancelled Clubs Count	YTD Net Club Gain	Current Total Members Count	YTD Add	YTD Drop	YTD Net Growth	YTD Net Growth %	Member Count 12 Months Ago	Average Member Count Per Club	% of Clubs with less than 20 members	% No MMR in 3 Months	% No Officer Report in 12 Months	% of Clubs with balance 90+ days	Number of Clubs in Status Quo	% Status Quo Clubs in Financial Suspension	Number of Cancelled Clubs	Average Cancelled Club Age	Members Lost Due to Cancellation	% of Clubs Cancelled for Non-Financial Reasons
46	1	0	1	1,168	104	159	-55	-4.50%	1,152	25	37%	41%	0%	17%	0	0%	0	0	0	0%

* - P - Priority Club. Cancellation Reasons: 1-Objectives/conduct, 2-Non-active club, 5-Non-existing club, 6-Disbanding, 7-Merger, 8-Financial Suspension, 9-District/Multiple District Dues.

** - Abbreviation: P-President, S-Secretary, T-Treasurer, M-Member Chairperson, VP-First Vice President, MC-Communications Chairperson, SC-Service Chairperson

*** - Abbreviation: N/R - Never reported using the Lions Clubs website, N/A - Not applicable, No password registered for the Lions Clubs website.

**** - Abbreviation: N - New, IP - Immediate Past, R - Repeat.



Club Health Assessment for District LC 5 through March 2025

			Status	Membership							Reports					Finance		LCIF
Club Number	Club Name	Charter Date		Current Member Count	YTD Members Added	YTD Members Dropped	YTD Net Growth	YTD Net Growth%	Member Count 12 Months Ago	Avg. length of service for dropped members	Months Since Last MMR ***	Yrs. Since Last Officer Report	President Rotation	Vice President Reported ****	Months Since Last Activity Report ***	Account Balance	Donations for current Fiscal Year	
			Number of times on status quo within last two years	If below 15 members appears	If net loss is greater than 20% appears					If no report in 3 months appears in		When more than one year appears in	Number of repeat terms	Notes the officers that do not have an active	If no report at 12 months appears in red			
Clubs less than two years old																		
157136	Guarulhos Metropolitano	01/12/2024	Active	36	7	1	6	20.00%	25	1	4			N	M,SC	0	\$105.00	
Exc Award (06/30/2024)																		
171806	Mongagua	06/07/2024	Active	19	0	1	-1	-5.00%	0	1	2		2		M,VP,SC	N/R	90+ Days	
179757	São José dos Campos Urbanova	12/13/2024	Active	20	23	3	20	100.00%	0	0	0		None		P,S,T,M,VP SC	0		
Clubs more than two years old																		
17195	ARUJA	05/04/1963	Active	35	9	0	9	34.62%	26		1			N		1		
Exc Award (06/30/2024)																		
17196	ATIBAIA	08/08/1959	Active	15	0	0	0	0.00%	15		1		3	N	M	0		
Exc Award (06/30/2019)																		
30958	BERTIOGA	06/24/1975	Active	49	11	10	1	2.08%	49	3	0			N	M	0	\$4,013.67	
Exc Award (06/30/2018, 06/30/2019, 06/30/2020)																		
130170	Braganca Paulista IP Bob Colew	03/01/2017	Active	3	0	0	0	0.00%	3		9		2	R		24+		
Exc Award (06/30/2019, 06/30/2021)																		
17198	CACAPAVA	05/22/1965	Active	14	0	1	-1	-6.67%	14	1	6		3	N	M,SC	0	\$1,944.76	
Exc Award (06/30/2019, 06/30/2021, 06/30/2020)																		
58781	CACHOEIRA PAULISTA	10/22/1996	Active	13	1	4	-3	-18.75%	17	12	0			R	M	0		
Exc Award (06/30/2018)																		
60731	CARAGUATATUBA	05/06/1998	Active	15	5	3	2	15.38%	17	4	1			N	SC	15	\$48.46	
119451	CARAGUATATUBA MAR	05/23/2013	Active	23	7	10	-3	-11.54%	26	4	1			R	SC	3		
Exc Award (06/30/2021)																		
17201	CRUZEIRO	12/13/1964	Active(1)	6	0	2	-2	-25.00%	8	2	2		4		M,VP,SC	24+		
17202	CUBATAO	06/12/1956	Active	11	0	0	0	0.00%	11		8		2	N	M,SC	24+		
17203	DIADEMA	02/21/1961	Active	26	0	0	0	0.00%	23		10		3		VP	1	\$1,000.00	
Exc Award (06/30/2021, 06/30/2024)																		
17204	GUARATINGUETA	05/01/1965	Active	15	0	0	0	0.00%	15		28				S,M,VP,SC	24+	90+ Days	
17207	GUARATINGUETA PEDREGU	05/28/1969	Active(2)	6	0	0	0	0.00%	6		16				M,VP,SC	24+		



Club Health Assessment for District LC 5 through March 2025

			Status	Membership							Reports					Finance	LCIF
Club Number	Club Name	Charter Date		Current Member Count	YTD Members Added	YTD Members Dropped	YTD Net Growth	YTD Net Growth%	Member Count 12 Months Ago	Avg. length of service for dropped members	Months Since Last MMR ***	Yrs. Since Last Officer Report	President Rotation	Vice President Reported ****	Months Since Last Activity Report ***	Account Balance	Donations for current Fiscal Year
			Number of times on status quo within last two years	If below 15 members appears				If net loss is greater than 20% appears			If no report in 3 months appears in	When more than one year appears in	Number of repeat terms	Notes the officers that do not have an active	If no report at 12 months red		
17206	GUARUJA SUL	06/13/1968	Active(1)	15	0	2	-2	-11.76%	17	8	3		3	R	T,M,VP	5	
17209	GUARULHOS	01/19/1961	Active	33	1	2	-1	-2.94%	33	21	1			N		1	\$2,000.14
	Exc Award (06/30/2018, 06/30/2021, 06/30/2022)																
60911	GUARULHOS AEROPORTO	06/25/1998	Active	15	1	2	-1	-6.25%	15	6	0				VP	0	\$1,000.46
	Exc Award (06/30/2018, 06/30/2021, 06/30/2022)																
138212	Guarulhos Maia	05/24/2019	Active	42	4	0	4	10.53%	38		0			N	M,SC	0	\$2,028.46
	Exc Award (06/30/2021, 06/30/2022, 06/30/2023)																
17210	GUARULHOS NORTE	06/13/1973	Active	24	0	3	-3	-11.11%	30	6	8			N	M,SC	4	\$100.00
	Exc Award (06/30/2019, 06/30/2021)																
38911	GUARULHOS SUL	09/03/1980	Active	38	21	3	18	90.00%	20	8	0			R		3	\$34.60
56878	ILHA BELA	04/28/1995	Active(1)	17	0	1	-1	-5.56%	18	30	0				T,M,VP,SC	24+	
17211	ITANHAEM	12/22/1963	Active	12	5	4	1	9.09%	11	9	0		2		M,VP,SC	24+	
17212	JACAREI	05/03/1957	Active	15	2	0	2	15.38%	13		5		2		M,VP,SC	22	
17213	LORENA	09/03/1965	Active	20	0	2	-2	-9.09%	22	12	2			R	VP	3	
	Exc Award (06/30/2018, 06/30/2019)																
17214	MAIRIPORA	05/31/1960	Active	16	0	1	-1	-5.88%	18	24	1		2		M,VP,SC	5	\$1,000.00
	Exc Award (06/30/2023)																
143820	Mairiporã Ilé Ifá	12/03/2020	Active(1)	1	0	0	0	0.00%	1		10	1	None		P,S,T,M,VP SC	15	
17216	MOGI DAS CRUZES	03/22/1962	Active	43	0	2	-2	-4.44%	42	15	3			N		0	\$1,914.21
	Exc Award (06/30/2019, 06/30/2023, 06/30/2024)																
125117	Mogi das Cruzes Bras Cubas	06/19/2015	Active	4	0	0	0	0.00%	11		9		3		M,VP,SC	0	
17217	MOGI DAS CRUZES ESTÂNCIA	05/23/1969	Active	11	0	1	-1	-8.33%	13	11	5			N		0	\$1,000.14
117852	MOGI DAS CRUZES ITAPETY	09/18/2012	Active	21	3	4	-1	-4.55%	25	2	1			R		1	
17222	POA	06/19/1960	Active	5	0	0	0	0.00%	5		11		3	R		15	
17223	PRAIA GRANDE	06/05/1967	Active	37	5	1	4	12.12%	32	12	0		3	R		18	
	Exc Award (06/30/2021)																
153569	Praia Grande IP Brian Sheehan	01/30/2023	Active	7	0	3	-3	-30.00%	10	2	3			N	T,M,SC	11	



Club Health Assessment for District LC 5 through March 2025

			Status	Membership						Reports					Finance		LCIF
Club Number	Club Name	Charter Date		Current Member Count	YTD Members Added	YTD Members Dropped	YTD Net Growth	YTD Net Growth%	Member Count 12 Months Ago	Avg. length of service for dropped members	Months Since Last MMR ***	Yrs. Since Last Officer Report	President Rotation	Vice President Reported ****	Months Since Last Activity Report ***	Account Balance	Donations for current Fiscal Year
			Number of times on status quo within last two years	If below 15 members appears				If net loss is greater than 20% appears			If no report in 3 months appears in	When more than one year appears in	Number of repeat terms	Notes the officers that do not have an active	If no report at 12 months red		
36815	PRAIA GRANDE OCIAN	03/26/1979	Active	7	0	0	0	0.00%	7		18		11	M,VP,SC	24+	90+ Days	
38625	SANTA ISABEL	06/19/1980	Active	23	0	0	0	0.00%	23		9		2	R P	0		\$1,074.03
17234	SANTO ANDRE CENTRO	09/26/1957	Active	14	2	2	0	0.00%	14	28	4			N	0		
	Exc Award (06/30/2019)																
17231	SANTO ANDRE JARDIM	03/15/1966	Active(1)	23	5	1	4	21.05%	11	0	4			N	3		\$999.89
32095	SANTOS	04/21/1976	Active	35	0	4	-4	-10.26%	41	8	0			R	2		\$3,001.58
130150	São Bento do Sapucaí	02/21/2017	Active	10	0	1	-1	-9.09%	10	0	2		2	R M,SC	2		
	Exc Award (06/30/2021, 06/30/2023)																
17225	SÃO BERNARDO DO CAMPO	05/16/1969	Active	14	0	0	0	0.00%	14		8		11	R	1		
	Exc Award (06/30/2021, 06/30/2023)																
17228	SAO BERNARDO DO CAMPO R RAMOS	08/24/1971	Active	7	0	0	0	0.00%	7		40		6	T,M,VP,SC	24+		
17235	SAO CAETANO DO SUL	06/27/1955	Active	38	5	1	4	11.76%	34	6	0			N	6	\$7,376.86	
	Exc Award (06/30/2019, 06/30/2024)																
32948	SAO CAETANO DO SUL FUNDACAO	11/11/1976	Active	9	0	1	-1	-10.00%	10	13	5		12	R T,M,SC	20		
108471	SÃO CAETANO DO SUL SANTA MARIA	05/27/2010	Active	27	0	1	-1	-3.57%	32	15	2		13	M,VP,SC	12		
17229	SAO CAETANO DO SUL STA PAULA	10/29/1968	Active(1)	16	0	0	0	0.00%	16		0		3	T,M,VP,SC	0		
17237	SAO JOSE DOS CAMPOS AUGUSTIN SOLIVA	11/04/1955	Active	71	8	2	6	9.23%	59	11	0			N	1	\$3,139.15	
	Exc Award (06/30/2024)																
29293	SAO JOSE DOS CAMPOS ESPLANADA	05/07/1974	Active	18	4	0	4	28.57%	12		1			N M,SC	0	\$2,001.28	
	Exc Award (06/30/2017, 06/30/2019, 06/30/20)																
66723	SAO JOSE DOS CAMPOS-SUL	10/14/2002	Active	22	5	0	5	29.41%	20		1			VP	12		
	Exc Award (06/30/2018, 06/30/2019, 06/30/20)																
48775	SAO SEBASTIAO	06/28/1988	Active(1)	12	0	0	0	0.00%	12		13		3	N	20		
17238	SAO VICENTE	01/22/1955	Active	35	5	9	-4	-10.26%	39	6	0			N SC	0	\$100.09	
	Exc Award (06/30/2021, 06/30/2023, 06/30/20)																



Club Health Assessment for District LC 5 through March 2025

			Status	Membership							Reports				Finance	LCIF	
Club Number	Club Name	Charter Date		Current Member Count	YTD Members Added	YTD Members Dropped	YTD Net Growth	YTD Net Growth%	Member Count 12 Months Ago	Avg. length of service for dropped members	Months Since Last MMR ***	Yrs. Since Last Officer Report	President Rotation	Vice President Reported ****	Months Since Last Activity Report ***	Account Balance	Donations for current Fiscal Year
			Number of times on status quo within last two years	If below 15 members appears				If net loss is greater than 20% appears			If no report in 3 months appears in	When more than one year appears in	Number of repeat terms	Notes the officers that do not have an active	If no report at 12 months appears in red		
17245	SUZANO	06/09/1967	Active	23	0	2	-2	-8.00%	23	4	4			M,VP	14		
	Exc Award (06/30/2017, 06/30/2019, 06/30/20																
17246	TAUBATE	08/26/1957	Active(1)	12	0	2	-2	-14.29%	12	6	4		N	S,M	24+	90+ Days	
	Exc Award (06/30/2017, 06/30/2018)																

Clubs Cancelled Previous Fiscal Year – Clubs Cancelled within last 12 months may be reinstated

Club Number	Club Name	Charter Date	Current Status*	Cancellation Date
17241	SANTOS OESTE	11/29/1968	Cancelled(7*)	07/29/2023
17233	SANTOS SUL	12/10/1960	Cancelled(7*)	07/29/2023
102029	UBATUBA	05/08/2008	Cancelled(8*)	12/29/2023

Current Total Clubs Count	YTD New Clubs Count	YTD Cancelled Clubs Count	YTD Net Club Gain	Current Total Members Count	YTD Add	YTD Drop	YTD Net Growth	YTD Net Growth %	Member Count 12 Months Ago	Average Member Count Per Club	% of Clubs with less than 20 members	% No MMR in 3 Months	% No Officer Report in 12 Months	% of Clubs with balance 90+ days	Number of Clubs in Status Quo	% Status Quo Clubs in Financial Suspension	Number of Cancelled Clubs	Average Cancelled Club Age	Members Lost Due to Cancellation	% of Clubs Cancelled for Non-Financial Reasons
54	1	0	1	1,098	139	92	47	4.47%	1,025	20	57%	48%	2%	7%	0	0%	0	0	0	0%

* - P - Priority Club. Cancellation Reasons: 1-Objectives/conduct, 2-Non-active club, 5-Non-existing club, 6-Disbanding, 7-Merger, 8-Financial Suspension, 9-District/Multiple District Dues.

** - Abbreviation: P-President, S-Secretary, T-Treasurer, M-Member Chairperson, VP-First Vice President, MC-Communications Chairperson, SC-Service Chairperson

*** - Abbreviation: N/R - Never reported using the Lions Clubs website, N/A - Not applicable, No password registered for the Lions Clubs website.

**** - Abbreviation: N - New, IP - Immediate Past, R - Repeat.



Club Health Assessment for District LC 6 through March 2025

			Status	Membership							Reports					Finance		LCIF
Club Number	Club Name	Charter Date		Current Member Count	YTD Members Added	YTD Members Dropped	YTD Net Growth	YTD Net Growth%	Member Count 12 Months Ago	Avg. length of service for dropped members	Months Since Last MMR ***	Yrs. Since Last Officer Report	President Rotation	Vice President Reported ****	Months Since Last Activity Report ***	Account Balance	Donations for current Fiscal Year	
			Number of times on status quo within last two years	If below 15 members appears				If net loss is greater than 20% appears			If no report in 3 months appears in	When more than one year appears in	Number of repeat terms	Notes the officers that do not have an active	If no report at 12 months appears in red			
Clubs more than two years old																		
17249	ALTINOPOLIS	05/01/1970	Active	13	0	0	0	0.00%	13		10			R	T,M,SC	0		
56945	AURIFLAMA	05/05/1995	Active	48	0	2	-2	-4.00%	44	11	0			N		0	\$140.00	
Exc Award (06/30/2017, 06/30/2018, 06/30/20)																		
17250	BARRETOS	10/08/1961	Active	12	0	2	-2	-14.29%	13	20	0			R	SC	0		
Exc Award (06/30/2016, 06/30/2018, 06/30/20)																		
17251	BATATAIS	09/18/1966	Active	28	7	17	-10	-26.32%	36	13	1			N	SC	0	\$20.00	
33340	BRODOWSKI	02/23/1977	Active	18	1	2	-1	-5.26%	18	8	2			N		0	\$20.00	
Exc Award (06/30/2021, 06/30/2024)																		
17255	CATANDUVA	02/25/1956	Active	26	0	1	-1	-3.70%	28	47	2				S,M,VP,SC	0	\$40.00	
Exc Award (06/30/2018, 06/30/2022)																		
17256	CRAVINHOS	03/31/1964	Active	27	4	0	4	17.39%	23		3			N		1	\$78.84	
Exc Award (06/30/2017, 06/30/2018, 06/30/20)																		
34102	DUMONT	06/17/1977	Active(1)	9	0	0	0	0.00%	9		21		3		T,M,VP,SC	0	90+ Days	
50801	FERNANDOPOLIS CIDADE PROGRESSO	06/29/1990	Active	31	0	0	0	0.00%	31		8			N	SC	0		
Exc Award (06/30/2018)																		
17259	FRANCA	09/20/1958	Active	24	0	1	-1	-4.00%	26	32	6			N		1	\$240.00	
Exc Award (06/30/2019, 06/30/2022)																		
45502	FRANCA CIDADE NOVA	11/12/1985	Active	10	1	0	1	11.11%	11		5		2	N	M,SC	0		
Exc Award (06/30/2018)																		
46643	FRANCA DO IMPERADOR	11/17/1986	Active	14	0	0	0	0.00%	14		7		3	R	M	4		
Exc Award (06/30/2017)																		
61363	FRANCA INOVACAO	12/21/1998	Active	10	1	1	0	0.00%	10	1	1		3	R	M,SC	0		
Exc Award (06/30/2018, 06/30/2024)																		
34101	FRANCA SOBRAL	06/17/1977	Active	40	9	3	6	17.65%	29	4	2		None	N	P,M,SC	6		
Exc Award (06/30/2017, 06/30/2022)																		
17261	GUAIRA	11/19/1973	Active	16	3	3	0	0.00%	15	2	0			R	P,M,VP	0	\$18.00	
Exc Award (06/30/2017)																		



Club Health Assessment for District LC 6 through March 2025

			Status	Membership							Reports					Finance		LCIF
Club Number	Club Name	Charter Date		Current Member Count	YTD Members Added	YTD Members Dropped	YTD Net Growth	YTD Net Growth%	Member Count 12 Months Ago	Avg. length of service for members	Months Since Last MMR ***	Yrs. Since Last Officer Report	President Rotation	Vice President Reported ****	Months Since Last Activity Report ***	Account Balance	Donations for current Fiscal Year	
			Number of times on status quo within last two years	If below 15 members appears					If net loss is greater than 20% appears			If no report in 3 months appears in	When more than one year appears in	Number of repeat terms	Notes the officers that do not have an active	If no report at 12 months appears in red		
104975	GUAIRA AGUAS CORRENTES Exc Award (06/30/2017)	03/17/2009	Active(1)	15	0	0	0	0.00%	15		12			R	M,VP,SC	0	90+ Days	
17262	GUARA Exc Award (06/30/2018)	01/25/1970	Active	15	0	2	-2	-11.76%	17	34	5			N	S,M,VP,SC	0		
17263	GUARIBA Exc Award (06/30/2018, 06/30/2022)	05/23/1965	Active	21	1	0	1	5.00%	20		2			R		0		\$20.00
17265	ICEM Exc Award (06/30/2017, 06/30/2018)	06/14/1969	Active	20	7	1	6	42.86%	15	0	2				T,M,VP,SC	6		
17266	IGARAPAVA Exc Award (06/30/2022)	12/04/1973	Active	5	0	0	0	0.00%	5		11		2		S,T,M,VP,SC	0	90+ Days	
43364	INDIAPORA Exc Award (06/30/2018, 06/30/2022)	01/03/1984	Active	12	0	1	-1	-7.69%	13	7	2			N	SC	4		
64754	IPUA	10/31/2001	Active(2)	5	0	0	0	0.00%	5		16		2		M,VP,SC	0		
17267	ITUVERAVA	04/22/1963	Active	32	0	3	-3	-8.57%	35	11	1			N	M	1		
17268	JABOTICABAL Exc Award (06/30/2018, 06/30/2023)	09/29/1962	Active	53	4	2	2	3.92%	51	16	0			N		1		\$3,043.41
17269	JALES Exc Award (06/30/2018, 06/30/2022, 06/30/20)	06/19/1969	Active	29	0	2	-2	-6.45%	23	1	2			N		0		\$60.00
17271	MATAO Exc Award (06/30/2017, 06/30/2018, 06/30/20)	01/14/1962	Active	51	0	0	0	0.00%	51		0			N		0		\$40.00
42081	MIGUELOPOLIS	12/09/1982	Active	23	0	6	-6	-20.69%	29	2	2			R	SC	0		
17272	MIRASSOL Exc Award (06/30/2017, 06/30/2022)	09/19/1956	Active	54	8	2	6	12.50%	49	33	1			N		0		\$440.00
17274	MONTE ALTO Exc Award (06/30/2018, 06/30/2022, 06/30/20)	04/20/1959	Active	18	2	2	0	0.00%	17	4	0		2	N		0		\$20.00
17273	MONTE AZUL PAULISTA	06/23/1964	Active	19	0	6	-6	-24.00%	27	11	0		2	N		4		
30727	NEVES PAULISTA Exc Award (06/30/2017, 06/30/2023)	05/13/1975	Active	17	0	3	-3	-15.00%	19	3	0			R		0		\$20.00



Club Health Assessment for District LC 6 through March 2025

			Status	Membership							Reports					Finance		LCIF
Club Number	Club Name	Charter Date		Current Member Count	YTD Members Added	YTD Members Dropped	YTD Net Growth	YTD Net Growth%	Member Count 12 Months Ago	Avg. length of service for dropped members	Months Since Last MMR ***	Yrs. Since Last Officer Report	President Rotation	Vice President Reported ****	Months Since Last Activity Report ***	Account Balance	Donations for current Fiscal Year	
			Number of times on status quo within last two years	If below 15 members appears				If net loss is greater than 20% appears			If no report in 3 months appears in	When more than one year appears in	Number of repeat terms	Notes the officers that do not have an active	If no report at 12 months appears in red			
35582	NHANDEARA	05/16/1978	Active	31	0	1	-1	-3.13%	31	1	3		2	R P,T,VP	0			
	Exc Award (06/30/2016, 06/30/2017, 06/30/2020)																	
140207	Nhandeara Alianca	11/22/2019	Active	22	0	0	0	0.00%	19		3			N	0			
	Exc Award (06/30/2022)																	
17276	NOVO HORIZONTE	04/17/1967	Active	15	0	0	0	0.00%	13		10		4	M,VP,SC	4		\$60.00	
	Exc Award (06/30/2018, 06/30/2022, 06/30/2020)																	
17277	OLIMPIA	05/28/1964	Active(1)	20	0	0	0	0.00%	20		21	1	None	P,S,T,M,VP SC	0		\$19.57	
17278	ORLANDIA	04/04/1970	Active	31	0	3	-3	-8.82%	29	1	1			N	0		\$1,180.00	
	Exc Award (06/30/2017, 06/30/2018, 06/30/2020)																	
75922	OUROESTE	06/30/2003	Active	32	0	0	0	0.00%	32		9			N	0		\$113.12	
	Exc Award (06/30/2018, 06/30/2022)																	
17279	PALMEIRA D'OESTE	03/17/1968	Active(1)	16	0	0	0	0.00%	16		12			N SC	8			
	Exc Award (06/30/2016, 06/30/2017, 06/30/2020)																	
17444	PASSOS	06/01/1969	Active	34	5	19	-14	-29.17%	47	5	0			N M,VP	0			
	Exc Award (06/30/2022)																	
51593	PEDREGULHO USINA DE ESTREITO	04/29/1991	Active	6	1	10	-9	-60.00%	8	2	3			P,S,T,M,VP SC	3			
119196	POLONI	04/16/2013	Active	15	0	0	0	0.00%	12		9		2	R S,T,SC	0			
	Exc Award (06/30/2017, 06/30/2018, 06/30/2020)																	
17283	POTIRENDABA	10/20/1961	Active	18	1	2	-1	-5.26%	16	7	0		3	R	0			
	Exc Award (06/30/2017, 06/30/2021, 06/30/2020)																	
17284	RIBEIRAO PRETO	03/09/1959	Active(1)	20	2	1	1	5.26%	19	24	1			N SC	0		\$39.87	
	Exc Award (06/30/2024)																	
17286	RIBEIRAO PRETO CAMPOS ELISEOS	05/13/1969	Active	15	1	2	-1	-6.25%	8	1	1			VP,SC	2		\$20.00	
	Exc Award (06/30/2017, 06/30/2022)																	
33222	RIBEIRAO PRETO JARDIM PAULISTA	01/06/1977	Active	7	0	1	-1	-12.50%	9	29	3		None	P,S,T,M,VP SC	7			
119758	Santa Fe do Sul Virtual	06/21/2013	Active	7	0	0	0	0.00%	7		9			N	8		\$40.00	
	Exc Award (06/30/2019, 06/30/2021, 06/30/2020)																	
17288	SAO JOAQUIM DA BARRA	08/24/1969	Active	37	1	0	1	2.78%	32		4			VP	8		\$26.64	



Club Health Assessment for District LC 6 through March 2025

			Status	Membership							Reports					Finance	LCIF
Club Number	Club Name	Charter Date		Current Member Count	YTD Members Added	YTD Members Dropped	YTD Net Growth	YTD Net Growth%	Member Count 12 Months Ago	Avg. length of service for dropped members	Months Since Last MMR ***	Yrs. Since Last Officer Report	President Rotation	Vice President Reported ****	Months Since Last Activity Report ***	Account Balance	Donations for current Fiscal Year
			Number of times on status quo within last two years	If below 15 members appears				If net loss is greater than 20% appears			If no report in 3 months appears in	When more than one year appears in	Number of repeat terms	Notes the officers that do not have an active	If no report at 12 months appears in red		
Exc Award (06/30/2018)														VP	0		\$20.00
17289	SAO JOSE DO RIO PRETO	09/07/1953	Active	15	1	4	-3	-16.67%	15	7	7						
Exc Award (06/30/2023, 06/30/2024)														P,S,T,M,VP SC	0	90+ Days	
17291	SAO JOSE DO RIO PRETO SUL	11/12/1968	Active	20	0	0	0	0.00%	19		8						
Exc Award (06/30/2018)														N	SC	4	
17452	SAO SEBASTIAO DO PARAISO	11/08/1969	Active	19	3	0	3	18.75%	18		6						
Exc Award (06/30/2018)														P,S,T,M,VP SC	0	90+ Days	
17290	SAO SIMAO	09/17/1970	Active	3	0	0	0	0.00%	3		21	1	None				
17292	SERTAOZINHO	02/14/1967	Active	27	0	1	-1	-3.57%	28	58	5			M,VP,SC	5		\$80.00
57040	SERTAOZINHO CENTENARIO	06/12/1995	Active(1)	17	0	0	0	0.00%	17		15	1	None	P,S,T,M,VP SC	0	90+ Days	
Exc Award (06/30/2017, 06/30/2018)																	
17295	TANABI	06/15/1964	Active	54	1	0	1	1.89%	44		8		4	N	M	5	\$40.00
Exc Award (06/30/2022, 06/30/2023, 06/30/2024)																	
17296	TAQUARITINGA	04/26/1965	Active	60	1	2	-1	-1.64%	58	11	0			R	P	1	\$60.00
Exc Award (06/30/2022, 06/30/2024)																	
17300	VOTUPORANGA	06/22/1965	Active	55	5	9	-4	-6.78%	49	2	0			N		1	\$70.00
Exc Award (06/30/2016, 06/30/2018, 06/30/2020)																	
115298	VOTUPORANGA ABILIO CALILLE	10/19/2011	Active	9	0	1	-1	-10.00%	10	13	2			VP,SC	5		
Exc Award (06/30/2022)																	
51836	VOTUPORANGA BRISAS SUAVES	06/27/1991	Active	9	0	1	-1	-10.00%	13	3	3		2	VP	0		
Exc Award (06/30/2018)																	
108624	VOTUPORANGA GRANDES LAGOS	06/17/2010	Active(1)	5	1	0	1	25.00%	5		3			IP	M,SC	8	90+ Days
Exc Award (06/30/2017, 06/30/2018)																	

Clubs Cancelled Previous Fiscal Year – Clubs Cancelled within last 12 months may be reinstated

Club Number	Club Name	Charter Date	Current Status*	Cancellation Date
36468	RIBEIRAO PRETO IPIRANGA	01/22/1979	Cancelled(6*)	07/29/2023



Club Health Assessment for District LC 6 through March 2025

					Status					Membership					Reports					Finance		LCIF
						Current Member Count	YTD Members Added	YTD Members Dropped	YTD Net Growth	YTD Net Growth%	Member Count 12 Months Ago	Avg. length of service for dropped members	Months Since Last MMR ***	Yrs. Since Last Officer Report	President Rotation	Vice President Reported ****	Months Since Last Activity Report ***	Account Balance	Donations for current Fiscal Year			
					Number of times on status quo within last two years		If below 15 members appears			If net loss is greater than 20% appears			If no report in 3 months appears in		When more than one year appears in	Number of repeat terms	Notes the officers that do not have an active		If no report at 12 months appears in red			
Current Total Clubs Count	YTD New Clubs Count	YTD Cancelled Clubs Count	YTD Net Club Gain	Current Total Members Count	YTD Add	YTD Drop	YTD Net Growth	YTD Net Growth %	Member Count 12 Months Ago	Average Member Count Per Club	% of Clubs with less than 20 members	% No MMR in 3 Months	% No Officer Report in 12 Months	% of Clubs with balance 90+ days	Number of Clubs in Status Quo	% Status Quo Clubs in Financial Suspension	Number of Cancelled Clubs	Average Cancelled Club Age	Members Lost Due to Cancellation	% of Clubs Cancelled for Non-Financial Reasons		
59	0	0	0	1,334	71	119	-48	-3.47%	1,308	23	53%	53%	5%	12%	0	0%	0	0	0	0%		

* - P - Priority Club. Cancellation Reasons: 1-Objectives/conduct, 2-Non-active club, 5-Non-existing club, 6-Disbanding, 7-Merger, 8-Financial Suspension, 9-District/Multiple District Dues.
** - Abbreviation: P-President, S-Secretary, T-Treasurer, M-Member Chairperson, VP-First Vice President, MC-Communications Chairperson, SC-Service Chairperson
*** - Abbreviation: N/R - Never reported using the Lions Clubs website, N/A - Not applicable, No password registered for the Lions Clubs website.
**** - Abbreviation: N - New, IP - Immediate Past, R - Repeat.




Club Health Assessment for District LC 8 through March 2025

			Status	Membership							Reports					Finance		LCIF
Club Number	Club Name	Charter Date		Current Member Count	YTD Members Added	YTD Members Dropped	YTD Net Growth	YTD Net Growth%	Member Count 12 Months Ago	Avg. length of service for dropped members	Months Since Last MMR ***	Yrs. Since Last Officer Report	President Rotation	Vice President Reported ****	Months Since Last Activity Report ***	Account Balance	Donations for current Fiscal Year	
			Number of times on status quo within last two years	If below 15 members appears					If net loss is greater than 20% appears		If no report in 3 months appears in	When more than one year appears in	Number of repeat terms	Notes the officers that do not have an active	If no report at 12 months appears in red			
Clubs less than two years old																		
171754	Adamantina Cidade Joia	06/17/2024	Active	24	6	7	-1	-4.00%	0	0	4		2	N	0	90+ Days		
176691	Alcinopolis	08/12/2024	Active(1)	22	22	0	22	100.00%	0		7			M,VP,SC	3	90+ Days		
180268	Bauru Causa Animal	01/09/2025	Newly Chartered	23	23	0	23	100.00%	0		2			N	0			
154658	Bauru Qualidade de Vida	06/20/2023	Active	13	2	5	-3	-18.75%	15	1	0		3	N	0			
179615	Ilha Solteira TEA	11/27/2024	Active	21	21	0	21	100.00%	0		4			M,VP,SC	N/R	90+ Days		
178708	Marilia Direitos Humanos, Diversidade e Inclusao.	09/27/2024	Active	20	24	4	20	100.00%	0	0	2			N	0	90+ Days		
179791	Paraíso das Águas	11/27/2024	Active	21	21	0	21	100.00%	0		0			N	S,M	0	90+ Days	
178016	Três Lagoas Autismo	09/16/2024	Active	27	27	0	27	100.00%	0		0			M,VP,SC	0	90+ Days		
Clubs more than two years old																		
17358	AGUDOS	03/19/1964	Active	22	0	0	0	0.00%	20		8			IP	0		\$100.00	
			Exc Award (06/30/2018, 06/30/2019, 06/30/20															
123484	Agudos Acucena da Serra	10/28/2014	Active(1)	30	17	9	8	36.36%	21	9	0			N	0		\$397.54	
			Exc Award (06/30/2016, 06/30/2017, 06/30/20															
57107	ANDRADINA SUL	06/22/1995	Active	25	0	0	0	0.00%	24		6			N	0		\$50.00	
			Exc Award (06/30/2017, 06/30/2023, 06/30/20															
17361	ARACATUBA	05/09/1959	Active	38	1	3	-2	-5.00%	34	3	0			N	0		\$200.00	
			Exc Award (06/30/2017, 06/30/2018, 06/30/20															
61364	BASTOS SOLIDARIEDADE	12/21/1998	Active	32	0	7	-7	-17.95%	35	11	4		2	N	S,T	0	\$250.00	
			Exc Award (06/30/2016, 06/30/2017, 06/30/20															
143281	BAURU AUTISMO	10/21/2020	Active	36	6	8	-2	-5.26%	32	2	3			N	0		\$250.00	
			Exc Award (06/30/2023)															
55808	BAURU BELA VISTA	06/08/1994	Active	59	4	11	-7	-10.61%	55	5	3			N	M	0	90+ Days	
			Exc Award (06/30/2016, 06/30/2017, 06/30/20															
17362	BAURU CENTRO	04/29/1956	Active(1)	22	1	15	-14	-38.89%	32	9	0			N	M,SC	0	90+ Days	
			Exc Award (06/30/2017, 06/30/2020, 06/30/20															
148519	Bauru Diabetes	11/19/2021	Active	18	2	5	-3	-14.29%	21	1	0			N	0	90+ Days		



Club Health Assessment for District LC 8 through March 2025

			Status	Membership						Reports					Finance		LCIF
Club Number	Club Name	Charter Date		Current Member Count	YTD Members Added	YTD Members Dropped	YTD Net Growth	YTD Net Growth%	Member Count 12 Months Ago	Avg. length of service for dropped members	Months Since Last MMR ***	Yrs. Since Last Officer Report	President Rotation	Vice President Reported ****	Months Since Last Activity Report ***	Account Balance	Donations for current Fiscal Year
			Number of times on status quo within last two years	If below 15 members appears					If net loss is greater than 20% appears		If no report in 3 months appears in	When more than one year appears in	Number of repeat terms	Notes the officers that do not have an active	If no report at 12 months appears in red		
Exc Award (06/30/2023)																	
51357	BAURU ESTORIL	02/25/1991	Active	29	2	0	2	7.41%	31		3		2	N	T,SC	0	\$50.00
Exc Award (06/30/2016, 06/30/2017, 06/30/2018)																	
60136	BAURU FALCAO	12/03/1997	Active(1)	13	0	0	0	0.00%	12		10				VP	0	90+ Days \$100.00
Exc Award (06/30/2016, 06/30/2017, 06/30/2018)																	
17364	BAURU NORTE	10/12/1966	Active	21	2	6	-4	-16.00%	22	2	0			N		2	
Exc Award (06/30/2016, 06/30/2017, 06/30/2018)																	
17363	BAURU SUL	04/16/1970	Active	34	2	2	0	0.00%	34	7	0			N		0	\$1,155.29
Exc Award (06/30/2016, 06/30/2017, 06/30/2018)																	
17365	BIRIGUI	09/14/1965	Active	11	1	0	1	10.00%	10		4		5	N	M,SC	1	90+ Days
Exc Award (06/30/2016, 06/30/2017)																	
135314	Cafelândia Renascer	06/21/2018	Active	29	0	2	-2	-6.45%	25	2	6			N	SC	0	\$50.00
Exc Award (06/30/2020)																	
53362	CASSILANDIA VALE DO APORE	06/18/1992	Active	26	1	2	-1	-3.70%	25	15	1			N		0	\$250.00
Exc Award (06/30/2018, 06/30/2019, 06/30/2020)																	
141877	Chapadao Do Sul	06/22/2020	Active	64	8	4	4	6.67%	51	1	1			N		0	\$1,277.55
Exc Award (06/30/2023, 06/30/2024)																	
17372	DRACENA	05/21/1961	Active	54	4	4	0	0.00%	48	8	4			N	M,VP	0	\$150.00
Exc Award (06/30/2017, 06/30/2018, 06/30/2019)																	
60137	DRACENA CINQUENTENARIO	12/08/1997	Active	51	10	7	3	6.25%	46	2	0			N		0	\$329.76
Exc Award (06/30/2016, 06/30/2017, 06/30/2018)																	
41028	DUARTINA	03/24/1982	Active(1)	0	0	13	-13	-100.00%	11	18	3		None		P,S,T,M,VP SC	4	
Exc Award (06/30/2018)																	
63863	FLORIDA PAULISTA AMIZADE	12/18/2000	Active	52	0	0	0	0.00%	50		10			N		0	\$50.00
Exc Award (06/30/2016, 06/30/2017, 06/30/2018)																	
17373	GARÇA	12/18/1960	Active	67	10	9	1	1.52%	62	7	1			N	M	0	\$490.00
Exc Award (06/30/2017, 06/30/2018, 06/30/2019)																	
61176	GUARACAI	10/08/1998	Active	14	0	0	0	0.00%	13		8			N	M	0	90+ Days
Exc Award (06/30/2016, 06/30/2017, 06/30/2018)																	



Club Health Assessment for District LC 8 through March 2025

			Status	Membership						Reports					Finance		LCIF
Club Number	Club Name	Charter Date		Current Member Count	YTD Members Added	YTD Members Dropped	YTD Net Growth	YTD Net Growth%	Member Count 12 Months Ago	Avg. length of service for dropped members	Months Since Last MMR ***	Yrs. Since Last Officer Report	President Rotation	Vice President Reported ****	Months Since Last Activity Report ***	Account Balance	Donations for current Fiscal Year
			Number of times on status quo within last two years	If below 15 members appears				If net loss is greater than 20% appears			If no report in 3 months appears in	When more than one year appears in	Number of repeat terms	Notes the officers that do not have an active	If no report at 12 months appears in red		
17374	GUARARAPES	03/08/1964	Active	25	0	0	0	0.00%	21		1			N	0		
	Exc Award (06/30/2017, 06/30/2018, 06/30/2020)																
17375	HERCULANDIA	09/19/1964	Active	27	8	2	6	28.57%	22	37	4			IP	SC	0	90+ Days
	Exc Award (06/30/2017, 06/30/2018, 06/30/2020)																
47558	IACRI	06/26/1987	Active	12	1	0	1	9.09%	8		5		2	N		0	90+ Days
	Exc Award (06/30/2017, 06/30/2018)																
17376	ILHA SOLTEIRA	05/23/1973	Active	41	3	5	-2	-4.65%	37	5	0			N		0	\$50.00
	Exc Award (06/30/2016, 06/30/2017, 06/30/2020)																
105148	IRAPURU CACULA	01/04/2009	Active	30	0	3	-3	-9.09%	32	3	3		2	R		0	
	Exc Award (06/30/2017, 06/30/2018, 06/30/2020)																
58303	JUNQUEIROPOLIS CIDADE VERDE	05/21/1996	Active	64	7	2	5	8.47%	58	13	1			N		0	\$310.00
	Exc Award (06/30/2016, 06/30/2017, 06/30/2020)																
17379	LENCOIS PAULISTA	06/29/1973	Active	46	2	1	1	2.22%	43	24	2			N		0	\$12.95
	Exc Award (06/30/2016, 06/30/2017, 06/30/2020)																
17380	LINS	05/10/1959	Active	14	3	0	3	27.27%	14		2			N	M,SC	0	
	Exc Award (06/30/2017, 06/30/2018)																
17382	LUCELIA	05/08/1965	Active	46	0	0	0	0.00%	41		1			N		1	
	Exc Award (06/30/2018, 06/30/2023, 06/30/2020)																
41513	MACATUBA	06/08/1982	Active	50	1	0	1	2.04%	45		6			R		0	
	Exc Award (06/30/2016, 06/30/2017, 06/30/2020)																
17383	MARILIA	06/15/1958	Active	11	2	2	0	0.00%	11	4	3		7	N	M,SC	0	90+ Days
	Exc Award (06/30/2018, 06/30/2020)																
64294	MARILIA - TERCEIRO MILENIO	05/14/2001	Active	28	7	7	0	0.00%	25	2	0			N		0	\$300.00
	Exc Award (06/30/2017, 06/30/2018, 06/30/2020)																
138689	Marilia Agroecológico	06/20/2019	Active	7	0	12	-12	-63.16%	21	6	0		4	N		0	90+ Days
	Exc Award (06/30/2020)																
100943	MARILIA AUGUSTIN SOLIVA	02/26/2008	Active	22	4	5	-1	-4.35%	21	1	1		4	R		0	\$50.00
	Exc Award (06/30/2016, 06/30/2017, 06/30/2020)																



Club Health Assessment for District LC 8 through March 2025

			Status	Membership							Reports					Finance		LCIF
Club Number	Club Name	Charter Date		Current Member Count	YTD Members Added	YTD Members Dropped	YTD Net Growth	YTD Net Growth%	Member Count 12 Months Ago	Avg. length of service for dropped members	Months Since Last MMR ***	Yrs. Since Last Officer Report	President Rotation	Vice President Reported ****	Months Since Last Activity Report ***	Account Balance	Donations for current Fiscal Year	
			Number of times on status quo within last two years	If below 15 members appears						If net loss is greater than 20% appears	If no report in 3 months appears in		When more than one year appears in	Number of repeat terms	Notes the officers that do not have an active	If no report at 12 months appears in red		
146807	Marília Literário Osório Alves de Castro Exc Award (06/30/2023)	06/21/2021	Active	5	0	2	-2	-28.57%	7	3	1		4	R	0	90+ Days		
117216	MARILIA NOVA GERACAO Exc Award (06/30/2017, 06/30/2018, 06/30/20	06/18/2012	Active	17	3	16	-13	-43.33%	34	4	0			N	0			
17384	MIRANDOPOLIS Exc Award (06/30/2017, 06/30/2018, 06/30/20	06/26/1964	Active	22	0	6	-6	-21.43%	32	3	0		3	N	T,M		0	
17385	MURUTINGA DO SUL Exc Award (06/30/2017, 06/30/2023)	06/26/1964	Active	7	0	1	-1	-12.50%	7	2	4		5	R	T,M,VP		0	
17386	OSVALDO CRUZ Exc Award (06/30/2016, 06/30/2018, 06/30/20	09/18/1964	Active	53	5	1	4	8.16%	48	2	0		2	N			0	\$150.00
108604	OURO VERDE CIDADE OURO Exc Award (06/30/2019, 06/30/2023, 06/30/20	06/16/2010	Active	27	1	3	-2	-6.90%	27	7	1			N	0			
75908	PACAEMBU PARAISO Exc Award (06/30/2016, 06/30/2017, 06/30/20	06/23/2003	Active	50	0	2	-2	-3.85%	51	9	1			N	0		\$50.00	
17389	PARANAIBA Exc Award (06/30/2017, 06/30/2018, 06/30/20	09/17/1961	Active	32	3	2	1	3.23%	30	2	1			N	0			
17390	PEDERNEIRAS Exc Award (06/30/2018, 06/30/2019, 06/30/20	09/13/1967	Active	49	2	4	-2	-3.92%	46	10	1			N	0			
17391	PENAPOLIS Exc Award (06/30/2016, 06/30/2017, 06/30/20	11/14/1965	Active	40	0	1	-1	-2.44%	37	15	0		2	N	M	0		
17393	PIRAJUI Exc Award (06/30/2016, 06/30/2017, 06/30/20	05/05/1970	Active	10	0	1	-1	-9.09%	14	16	3		2		M,VP,SC	0		
17402	TRES LAGOAS Exc Award (06/30/2017, 06/30/2018, 06/30/20	11/08/1955	Active	16	0	3	-3	-15.79%	19	1	2			N	M	0	\$50.00	
17400	TUPA Exc Award (06/30/2016, 06/30/2017, 06/30/20	06/02/1962	Active	82	12	6	6	7.89%	70	2	0			N	0		\$20.00	
49106	TUPA CURUMIM DE Exc Award (06/30/2017, 06/30/2018, 06/30/20	12/16/1988	Active	47	0	0	0	0.00%	48		9			R	0		\$231.40	
17401	TUPI PAULISTA	10/16/1960	Active	84	6	3	3	3.70%	81	41	3			N	0		\$1,170.47	



Club Health Assessment for District LC 8 through March 2025

			Status	Membership							Reports					Finance	LCIF
Club Number	Club Name	Charter Date		Current Member Count	YTD Members Added	YTD Members Dropped	YTD Net Growth	YTD Net Growth%	Member Count 12 Months Ago	Avg. length of service for dropped members	Months Since Last MMR ***	Yrs. Since Last Officer Report	President Rotation	Vice President Reported ****	Months Since Last Activity Report ***	Account Balance	Donations for current Fiscal Year
			Number of times on status quo within last two years	If below 15 members appears				If net loss is greater than 20% appears			If no report in 3 months appears in	When more than one year appears in	Number of repeat terms	Notes the officers that do not have an active	If no report at 12 months appears in red		
Exc Award (06/30/2016, 06/30/2017, 06/30/2020) 50285 VALPARAISO 03/16/1990			Active	57	7	2	5	9.62%	49	15	1			VP,SC	0	90+ Days	
Exc Award (06/30/2017, 06/30/2018, 06/30/2020) 17403 VERA CRUZ PAULISTA 10/25/1968			Active	18	2	1	1	5.88%	17	17	0		N		0		\$50.00
Exc Award (06/30/2017)																	

Clubs Cancelled Previous Fiscal Year – Clubs Cancelled within last 12 months may be reinstated

Club Number	Club Name	Charter Date	Current Status*	Cancellation Date
140353	Cassilândia Leões do Cerrado - Visão e Ação	12/02/2019	Cancelled(8*)	12/29/2023
50704	PROMISSAO	06/15/1990	Cancelled(8*)	09/29/2023

Current Total Clubs Count	YTD New Clubs Count	YTD Cancelled Clubs Count	YTD Net Club Gain	Current Total Members Count	YTD Add	YTD Drop	YTD Net Growth	YTD Net Growth %	Member Count 12 Months Ago	Average Member Count Per Club	% of Clubs with less than 20 members	% No MMR in 3 Months	% No Officer Report in 12 Months	% of Clubs with balance 90+ days	Number of Clubs in Status Quo	% Status Quo Clubs in Financial Suspension	Number of Cancelled Clubs	Average Cancelled Club Age	Members Lost Due to Cancellation	% of Clubs Cancelled for Non-Financial Reasons
62	6	0	6	1,957	296	216	80	4.26%	1,745	32	26%	40%	0%	29%	0	0%	0	0	0	0%

* - P - Priority Club. Cancellation Reasons: 1-Objectives/conduct, 2-Non-active club, 5-Non-existing club, 6-Disbanding, 7-Merger, 8-Financial Suspension, 9-District/Multiple District Dues.

** - Abbreviation: P-President, S-Secretary, T-Treasurer, M-Member Chairperson, VP-First Vice President, MC-Communications Chairperson, SC-Service Chairperson

*** - Abbreviation: N/R - Never reported using the Lions Clubs website, N/A - Not applicable, No password registered for the Lions Clubs website.

**** - Abbreviation: N - New, IP - Immediate Past, R - Repeat.



Club Health Assessment for District LC 11 through March 2025

			Status	Membership							Reports					Finance		LCIF
Club Number	Club Name	Charter Date		Current Member Count	YTD Members Added	YTD Members Dropped	YTD Net Growth	YTD Net Growth%	Member Count 12 Months Ago	Avg. length of service for dropped members	Months Since Last MMR ***	Yrs. Since Last Officer Report	President Rotation	Vice President Reported ****	Months Since Last Activity Report ***	Account Balance	Donations for current Fiscal Year	
			Number of times on status quo within last two years	If below 15 members appears					If net loss is greater than 20% appears			If no report in 3 months appears in	When more than one year appears in	Number of repeat terms	Notes the officers that do not have appears in an active	If no report at 12 months red		
Clubs less than two years old																		
179728	Campos-Guarus/RJ	11/22/2024	Active	22	23	1	22	100.00%	0	0	0			N	0	90+ Days		
Clubs more than two years old																		
36324	ARACRUZ	12/13/1978	Active	81	1	0	1	1.25%	79		7			N	VP	0	\$1,000.00	
Exc Award (06/30/2016, 06/30/2018, 06/30/2020)																		
16496	ARARUAMA	12/09/1966	Active	16	1	2	-1	-5.88%	17	32	3			R	M,SC	21	90+ Days \$1,000.00	
Exc Award (06/30/2021)																		
34847	BARRA DE SAO FRANCISCO	12/19/1977	Active(1)	13	1	6	-5	-27.78%	12	0	3		5		T,M,VP,SC	24	90+ Days	
47353	BOM JARDIM	05/22/1987	Active	10	0	2	-2	-16.67%	12	27	1		2	R	M,SC	24+		
Exc Award (06/30/2019)																		
16501	CABO FRIO	04/20/1967	Active	21	1	0	1	5.00%	20		4		2	R		3		
137351	Cachoeiro de Itapemirim Águas de Março	02/01/2019	Active	4	3	9	-6	-60.00%	9	6	1		2		M,VP,SC	12		
99767	CACHOEIRO DE ITAPEMIRIM R BRAGA	06/28/2007	Active	34	7	3	4	13.33%	31	2	0				T,VP,SC	0		
Exc Award (06/30/2023)																		
16502	CACHOEIRO ITAPEMIRIM	04/24/1965	Active	27	0	0	0	0.00%	30		7			N	VP	0		
Exc Award (06/30/2018)																		
36133	CACHOEIRO ITAPEMIRIM FRADE FRE	10/18/1978	Active	36	0	0	0	0.00%	34		9				P,T,M,VP,SC	24+	90+ Days	
Exc Award (06/30/2018)																		
16504	CAMPOS	08/06/1957	Active	21	5	5	0	0.00%	22	4	2				T,VP	11		
16503	CAMPOS PLANICIE	12/27/1971	Active	19	1	0	1	5.56%	18		0		2	N	M,SC	0	90+ Days	
Exc Award (06/30/2023)																		
40432	CAMPOS TAMANDARE	10/23/1981	Active	39	26	11	15	62.50%	24	3	0			N	M	5	90+ Days	
Exc Award (06/30/2021, 06/30/2023)																		
50925	CARDOSO MOREIRA	09/05/1990	Active	16	0	3	-3	-15.79%	18	15	3				T,M,VP,SC	3	90+ Days \$37.68	
36383	CASIMIRO DE ABREU	12/26/1978	Active	28	3	2	1	3.70%	27	17	1		2	R	T,M,SC	12	\$1,000.00	
Exc Award (06/30/2023)																		
16505	COLATINA CENTRO	06/26/1965	Active	67	7	1	6	9.84%	59	4	0			N	M	0	\$3,000.00	



Club Health Assessment for District LC 11 through March 2025

			Status	Membership							Reports					Finance		LCIF			
Club Number	Club Name	Charter Date		Current Member Count	YTD Members Added	YTD Members Dropped	YTD Net Growth	YTD Net Growth%	Member Count 12 Months Ago	Avg. length of service for dropped members	Months Since Last MMR ***	Yrs. Since Last Officer Report	President Rotation	Vice President Reported ****	Months Since Last Activity Report ***	Account Balance	Donations for current Fiscal Year				
			Number of times on status quo within last two years	If below 15 members appears					If net loss is greater than 20% appears						If no report in 3 months appears in	When more than one year appears in	Number of repeat terms	Notes the officers that do not have an active	If no report at 12 months appears in red		
Exc Award (06/30/2018, 06/30/2019, 06/30/2020)																					
107943	COLATINA RIO DOCE	03/29/2010	Active	29	1	0	1	3.57%	28		5			N	T	0	90+ Days				
105999	CORDEIRO	06/25/2009	Cancelled(6*)	0	0	1	-1	-100.00%	1	1	8	1	None		P,S,T,M,VP SC	24+					
16510	GUACUI	09/10/1966	Active	64	1	1	0	0.00%	60	7	7			N	M,SC	3	90+ Days				
Exc Award (06/30/2016, 06/30/2022, 06/30/2020)																					
16511	GUARAPARI	08/08/1964	Active	23	0	2	-2	-8.00%	27	9	3		2	N		0					
Exc Award (06/30/2017, 06/30/2021)																					
16512	ITAPERUNA	06/18/1960	Active	62	0	7	-7	-10.14%	68	2	1		2	N	M	0		\$1,020.10			
Exc Award (06/30/2020, 06/30/2023)																					
57915	Leste Fluminense Cibernético PDG Roberto Bussinger	02/27/1996	Cancelled(6*)	0	0	0	0	0.00%	4		10		None		P,S,T,M,VP SC	17					
Exc Award (06/30/2023)																					
16515	LINHARES	03/24/1965	Active	24	0	1	-1	-4.00%	20	0	5				T,M,VP,SC	6		\$1,000.01			
Exc Award (06/30/2023)																					
16516	MACAE	04/21/1961	Active	14	1	4	-3	-17.65%	18	15	0		2		S,M,VP,SC	11					
34186	MACAE IMBETIBA	06/17/1977	Active	20	0	0	0	0.00%	22		8		4	R	S,T,M	17					
58072	MANTENOPOLIS	04/02/1996	Active(3)	29	4	1	3	11.54%	24	3	0			N	M,SC	21	90+ Days				
32491	MIRACEMA	06/28/1976	Active(1)	16	1	6	-5	-23.81%	15	7	5			R		5	90+ Days				
16523	NITEROI FONSECA	08/30/1968	Active	16	0	3	-3	-15.79%	19	13	3		2	N		0		\$3,270.66			
Exc Award (06/30/2018, 06/30/2019, 06/30/2020)																					
16521	NOVA FRIBURGO	08/23/1956	Active	14	2	3	-1	-6.67%	17	10	4			N	M,SC	1					
47619	NOVA FRIBURGO CONS PAULINO	06/27/1987	Active	6	0	0	0	0.00%	7		9				S,T,M,VP,SC	17					
Exc Award (06/30/2023)																					
32417	NOVA VENECIA	06/16/1976	Active	55	10	3	7	14.58%	43	21	1			N	SC	0					
45507	PINHEIROS	11/12/1985	Active	54	9	5	4	8.00%	51	14	3		2	N		0		\$2,100.00			
Exc Award (06/30/2016, 06/30/2018, 06/30/2020)																					
31035	PORCIUNCULA	06/30/1975	Active	68	4	9	-5	-6.85%	72	6	6			N		0					
Exc Award (06/30/2019, 06/30/2022, 06/30/2020)																					



Club Health Assessment for District LC 11 through March 2025

			Status	Membership							Reports					Finance		LCIF	
Club Number	Club Name	Charter Date		Current Member Count	YTD Members Added	YTD Members Dropped	YTD Net Growth	YTD Net Growth%	Member Count 12 Months Ago	Avg. length of service for dropped members	Months Since Last MMR ***	Yrs. Since Last Officer Report	President Rotation	Vice President Reported ****	Months Since Last Activity Report ***	Account Balance	Donations for current Fiscal Year		
			Number of times on status quo within last two years	If below 15 members appears				If net loss is greater than 20% appears			If no report in 3 months appears in	When more than one year appears in	Number of repeat terms		Notes the officers that do not have an active	If no report at 12 months appears in red			
135007	Rio Bananal Centenário	05/31/2018	Active(2)	3	0	0	0	0.00%	3		32		2		T,M,VP,SC	24	90+ Days	\$20.00	
99493	RIO DAS OSTRAS COSTA AZUL	06/29/2007	Active(1)	4	3	1	2	100.00%	2	16	3				M,VP,SC	2	90+ Days		
34848	SANTA TERESA COLIBRI	12/15/1977	Active	35	9	7	2	6.06%	34	13	2		2	R	VP	1			
	Exc Award (06/30/2022, 06/30/2023)																		
30514	SANTO ANTONIO DE PADUA	04/08/1975	Active	10	0	1	-1	-9.09%	12	18	8			N	M,SC	12			
30728	SAO GABRIEL DA PALHA	05/13/1975	Active	48	6	8	-2	-4.00%	41	5	3			N	M,SC	0			
	Exc Award (06/30/2022, 06/30/2023)																		
127888	São Mateus Centro	06/14/2016	Active	25	1	4	-3	-10.71%	29	7	0		2		M,VP,SC	1			
	Exc Award (06/30/2018, 06/30/2023)																		
39170	SAO PEDRO DA ALDEIA	12/02/1980	Active	9	0	0	0	0.00%	9		10			R		12			
	Exc Award (06/30/2023)																		
32942	SAQUAREMA	11/11/1976	Active	18	0	2	-2	-10.00%	19	5	3		2	R	S,SC	4			
	Exc Award (06/30/2023)																		
34018	SERRA	06/07/1977	Active(2)	5	0	2	-2	-28.57%	7	35	1				M,VP,SC	16	90+ Days		
35367	VILA VELHA GLORIA	04/21/1978	Active	42	8	0	8	23.53%	30		2		2	R		0			
	Exc Award (06/30/2017, 06/30/2018, 06/30/20																		\$1,000.00


Clubs Cancelled Previous Fiscal Year – Clubs Cancelled within last 12 months may be reinstated

Club Number	Club Name	Charter Date	Current Status*	Cancellation Date
129839	Itaperuna Centenario	01/26/2017	Cancelled(6*)	06/29/2024

Current Total Clubs Count	YTD New Clubs Count	YTD Cancelled Clubs Count	YTD Net Club Gain	Current Total Members Count	YTD Add	YTD Drop	YTD Net Growth	YTD Net Growth %	Member Count 12 Months Ago	Average Member Count Per Club	% of Clubs with less than 20 members	% No MMR in 3 Months	% No Officer Report in 12 Months	% of Clubs with balance 90+ days	Number of Clubs in Status Quo	% Status Quo Clubs in Financial Suspension	Number of Cancelled Clubs	Average Cancelled Club Age	Members Lost Due to Cancellation	% of Clubs Cancelled for Non-Financial Reasons
41	1	2	-1	1,147	139	116	23	2.05%	1,094	28	41%	59%	0%	34%	0	0%	2	25	1	100%



Club Health Assessment for District LC 11 through March 2025

		Status	Membership							Reports					Finance	LCIF	
Club Number	Club Name	Charter Date		Current Member Count	YTD Members Added	YTD Members Dropped	YTD Net Growth	YTD Net Growth%	Member Count 12 Months Ago	Avg. length of service for dropped members	Months Since Last MMR ***	Yrs. Since Last Officer Report	President Rotation	Vice President Reported ****	Months Since Last Activity Report ***	Account Balance	Donations for current Fiscal Year
			Number of times on status quo within last two years	If below 15 members appears				If net loss is greater than 20% appears			If no report in 3 months appears in	When more than one year appears in	Number of repeat terms	Notes the officers that do not have an active	If no report at 12 months appears in red		



Club Health Assessment for District LC 12 through March 2025

			Status	Membership							Reports					Finance		LCIF
Club Number	Club Name	Charter Date		Current Member Count	YTD Members Added	YTD Members Dropped	YTD Net Growth	YTD Net Growth%	Member Count 12 Months Ago	Avg. length of service for dropped members	Months Since Last MMR ***	Yrs. Since Last Officer Report	President Rotation	Vice President Reported ****	Months Since Last Activity Report ***	Account Balance	Donations for current Fiscal Year	
			Number of times on status quo within last two years	If below 15 members appears					If net loss is greater than 20% appears			If no report in 3 months appears in	When more than one year appears in	Number of repeat terms	Notes the officers that do not have an active	If no report at 12 months appears in red		
Clubs less than two years old																		
156069	Itapecerica - Sementes do Amanhã	01/19/2024	Cancelled(8*)	0	0	8	-8	-100.00%	16	4	8		None	P,S,T,M,VP SC	9	90+ Days		
Clubs more than two years old																		
17309	ACESITA Exc Award (06/30/2018)	05/01/1963	Active	30	0	5	-5	-14.29%	34	23	4		2	R	0			
17301	AIMORES Exc Award (06/30/2017, 06/30/2019, 06/30/20)	09/05/1965	Active	43	0	0	0	0.00%	41		10			N T	0			
17302	ALEM PARAIBA Exc Award (06/30/2023)	09/25/1966	Active	30	7	3	4	15.38%	26	9	5			N	0			
37125	BAMBUI	05/21/1979	Active(1)	29	3	1	2	7.41%	26	11	3			N	0	90+ Days		
17409	BOA ESPERANCA	09/29/1968	Active	21	0	0	0	0.00%	19		10			N	0			
56143	BOM SUCESSO	10/11/1994	Active	6	0	1	-1	-14.29%	7	1	4		2	N M	4	90+ Days		
17421	CARANDAI	10/23/1966	Active	13	0	0	0	0.00%	13		5		2	N VP,SC	1	90+ Days		
17307	CARATINGA	09/03/1960	Active	35	3	5	-2	-5.41%	37	28	1			N	0			
30778	CARATINGA ITAUNA Exc Award (06/30/2018)	05/12/1975	Active	42	0	1	-1	-2.33%	44	7	0			N	0		\$1,000.00	
17306	CATAGUASES	08/07/1966	Active	29	2	1	1	3.57%	28	2	0			N	0			
17422	CAXAMBU	04/27/1968	Active	10	0	0	0	0.00%	10		6			N M,SC	7			
150407	Cláudio - CL Omar Camargo Bessa	04/20/2022	Active(2)	9	0	0	0	0.00%	10		10			N	1			
41030	CONSELHEIRO PENA	03/11/1982	Active	36	0	5	-5	-12.20%	41	6	3		3	N	3			
17310	CORONEL FABRICIANO	05/08/1966	Active	14	0	2	-2	-12.50%	16	11	1		3	R	1		\$16.62	
17312	ESPERA FELIZ	04/07/1968	Active	29	4	0	4	16.00%	26		7			N M,SC	4	90+ Days		
17427	FORMIGA	09/26/1965	Active(2)	4	0	0	0	0.00%	4		0		5	N T,M,SC	24+	90+ Days		
59573	GOV VALADARES FIGUEIRA D R DOC Exc Award (06/30/2022)	05/20/1997	Active	15	0	0	0	0.00%	15		4			N SC	1		\$3,036.51	



Club Health Assessment for District LC 12 through March 2025

			Status	Membership							Reports					Finance	LCIF
Club Number	Club Name	Charter Date		Current Member Count	YTD Members Added	YTD Members Dropped	YTD Net Growth	YTD Net Growth%	Member Count 12 Months Ago	Avg. length of service for dropped members	Months Since Last MMR ***	Yrs. Since Last Officer Report	President Rotation	Vice President Reported ****	Months Since Last Activity Report ***	Account Balance	Donations for current Fiscal Year
			Number of times on status quo within last two years	If below 15 members appears				If net loss is greater than 20% appears			If no report in 3 months appears in	When more than one year appears in	Number of repeat terms	Notes the officers that do not have an active	If no report at 12 months appears in red		
38643	GOVERNADOR VALADARES ILHA	06/29/1980	Active	16	0	0	0	0.00%	16		10			N VP	0	90+ Days	
17316	GUANHAES	06/15/1965	Active	10	0	0	0	0.00%	12		10			M,VP,SC	4		
34287	IPATINGA ARMANDO FAJARDO	06/29/1977	Active	29	6	0	6	26.09%	23		4		2 R	T,VP,SC	0	90+ Days	
58044	IPATINGA BRANCA FAJARDO	03/29/1996	Active	16	0	1	-1	-5.88%	17	29	2			N	0		
Exc Award (06/30/2018)																	
135103	Ipatinga Ita Drumond	06/13/2018	Active(2)	11	4	1	3	37.50%	8	4	3			IP M	1	90+ Days	
46425	IPATINGA LIBERDADE	06/27/1986	Active	9	0	0	0	0.00%	9		8		2 N		0		
Exc Award (06/30/2018)																	
17320	ITABIRA	06/22/1965	Active	18	3	4	-1	-5.26%	19	1	0		2 R	P,SC	0		
17431	ITAJUBA	04/21/1963	Active(1)	8	0	0	0	0.00%	6		9		2 N	P,T,M,VP,SC	5		
123631	Itapeccica Cidade das Rosas	12/10/2014	Active	14	0	3	-3	-17.65%	18	7	0			N M,SC	3		
17321	JOAO MONLEVADE	05/19/1962	Active	29	2	1	1	3.57%	28	1	3			N	0		
Exc Award (06/30/2016, 06/30/2018)																	
32949	JOAO MONLEVADE SOBRAL	11/04/1976	Active	27	1	3	-2	-6.90%	28	4	1		None R	P,M,SC	3		\$50.00
Exc Award (06/30/2020, 06/30/2022, 06/30/2024)																	
17323	JUIZ DE FORA CENTRO	04/10/1959	Active	14	3	3	0	0.00%	13	9	1			N SC	0		
Exc Award (06/30/2024)																	
107084	JUIZ DE FORA LIBERDADE E SERVICIO	01/22/2010	Cancelled(6*)	0	0	9	-9	-100.00%	8	6	5		None	P,S,T,M,VP SC	7		
17324	JUIZ DE FORA MANCHEST	12/02/1970	Active	25	0	1	-1	-3.85%	21	41	0			N	0		
Exc Award (06/30/2023)																	
49872	JUIZ DE FORA NOVO HORIZONTE	09/29/1989	Active	30	4	1	3	11.11%	20	8	1			N	0		
17325	JUIZ DE FORA REDENTOR	05/29/1962	Active	16	0	2	-2	-11.11%	19	10	2		2 R	SC	1	90+ Days	
Exc Award (06/30/2017, 06/30/2018)																	
17326	LEOPOLDINA	04/10/1960	Active	3	0	0	0	0.00%	6		9		5	M,VP,SC	5		
60075	MANHUACU FLOR DE MANACA	11/04/1997	Active	17	0	0	0	0.00%	18		9		2 N	T	0		\$724.16
29852	MANHUMIRIM	10/08/1974	Active	15	0	1	-1	-6.25%	19	5	3		2	VP,SC	8		



Club Health Assessment for District LC 12 through March 2025

			Status	Membership							Reports					Finance		LCIF
Club Number	Club Name	Charter Date		Current Member Count	YTD Members Added	YTD Members Dropped	YTD Net Growth	YTD Net Growth%	Member Count 12 Months Ago	Avg. length of service for dropped members	Months Since Last MMR ***	Yrs. Since Last Officer Report	President Rotation	Vice President Reported ****	Months Since Last Activity Report ***	Account Balance	Donations for current Fiscal Year	
			Number of times on status quo within last two years	If below 15 members appears				If net loss is greater than 20% appears			If no report in 3 months appears in	When more than one year appears in	Number of repeat terms	Notes the officers that do not have an active	If no report at 12 months red			
Exc Award (06/30/2023)																		
29495	MIRAI	06/20/1974	Active	21	0	1	-1	-4.55%	17	3	1			N	VP	0	\$20.00	
17331	MURIAE	07/19/1964	Active	22	1	0	1	4.76%	21		7		2	R	P,M	5		
17332	MURIAE BARRA	12/21/1968	Active	16	0	1	-1	-5.88%	17	28	7		3	R	M,SC	0		
102031	MURIAE HELEN KELLER	10/09/2008	Active	43	2	2	0	0.00%	43	3	3			N		0		
Exc Award (06/30/2022)																		
17334	NANUQUE	06/15/1969	Active	27	0	0	0	0.00%	27		10			N		8	\$999.40	
33037	NANUQUE SOBRAL	11/30/1976	Active	26	0	0	0	0.00%	26		7		2	R	VP	0	90+ Days	
Exc Award (06/30/2022)																		
17440	OLIVEIRA	05/22/1966	Active	5	0	0	0	0.00%	4		11		6		VP,SC	8		
17442	PARAISOPOLIS	12/02/1961	Active(1)	11	1	2	-1	-8.33%	13	6	3			N	M,VP	7		
Exc Award (06/30/2022, 06/30/2023)																		
17446	POUSO ALEGRE	06/11/1961	Active(1)	13	0	2	-2	-13.33%	15	4	1			R	VP	0	90+ Days	
146737	Recreio	06/16/2021	Active(2)	7	0	0	0	0.00%	7		9		2	N	M,SC	2		
143439	Reduto Cibernético Ecológico PDG Thibau	10/29/2020	Active	5	0	3	-3	-37.50%	9	4	2		None	N	P,M	2	90+ Days	
17341	RIO NOVO	03/17/1972	Active	11	0	0	0	0.00%	11		6			IP		3		
54815	RIO VERMELHO	08/06/1993	Cancelled(8*)	0	0	15	-15	-100.00%	15	3	6		None		P,S,T,M,VP SC	15	90+ Days	
133370	Santo Antônio do Monte Cibernético C Leo Erceu	12/27/2017	Cancelled(8*)	0	0	8	-8	-100.00%	8	4	8		None		P,S,T,M,VP SC	15	90+ Days	
17348	SANTOS DUMONT	08/06/1966	Active	29	0	0	0	0.00%	29		11			N		0	\$800.23	
Exc Award (06/30/2018, 06/30/2020, 06/30/2021)																		
17451	SAO JOAO DEL REI	09/27/1964	Active	24	3	7	-4	-14.29%	28	23	1		3		S,T,M,VP,SC	2		
17455	TRES PONTAS	11/26/1966	Active	11	0	0	0	0.00%	11		5		2		M,VP,SC	0		
Exc Award (06/30/2022)																		
17456	VARGINHA	02/03/1958	Active(1)	13	0	1	-1	-7.14%	14	9	6			N	SC	5	90+ Days	
47423	VARGINHA PRINCESA SUL	06/09/1987	Active	9	1	0	1	12.50%	8		6				M,VP,SC	5		
17354	VICOSA	10/29/1967	Active	20	2	2	0	0.00%	23	6	3		2	N	VP	0		



Club Health Assessment for District LC 12 through March 2025

			Status	Membership							Reports					Finance	LCIF	
Club Number	Club Name	Charter Date		Current Member Count	YTD Members Added	YTD Members Dropped	YTD Net Growth	YTD Net Growth%	Member Count 12 Months Ago	Avg. length of service for dropped members	Months Since Last MMR ***	Yrs. Since Last Officer Report	President Rotation	Vice President Reported ****	Months Since Last Activity Report ***	Account Balance	Donations for current Fiscal Year	
			Number of times on status quo within last two years	If below 15 members appears			If net loss is greater than 20% appears				If no report in 3 months appears in	When more than one year appears in	Number of repeat terms	Notes the officers that do not have an active	If no report at 12 months appears in red			
Exc Award (06/30/2020, 06/30/2022)																		

Clubs Cancelled Previous Fiscal Year – Clubs Cancelled within last 12 months may be reinstated

Club Number	Club Name	Charter Date	Current Status*	Cancellation Date
17328	MANTENA	08/27/1967	Cancelled(8*)	02/29/2024
52228	SAO PEDRO DOS FERROS	12/09/1991	Cancelled(8*)	04/29/2024

Current Total Clubs Count	YTD New Clubs Count	YTD Cancelled Clubs Count	YTD Net Club Gain	Current Total Members Count	YTD Add	YTD Drop	YTD Net Growth	YTD Net Growth %	Member Count 12 Months Ago	Average Member Count Per Club	% of Clubs with less than 20 members	% No MMR in 3 Months	% No Officer Report in 12 Months	% of Clubs with balance 90+ days	Number of Clubs in Status Quo	% Status Quo Clubs in Financial Suspension	Number of Cancelled Clubs	Average Cancelled Club Age	Members Lost Due to Cancellation	% of Clubs Cancelled for Non-Financial Reasons
53	0	4	-4	1,015	52	106	-54	-5.05%	1,067	19	57%	68%	0%	25%	0	0%	4	35	40	-25%

* - P - Priority Club. Cancellation Reasons: 1-Objectives/conduct, 2-Non-active club, 5-Non-existing club, 6-Disbanding, 7-Merger, 8-Financial Suspension, 9-District/Multiple District Dues.

** - Abbreviation: P-President, S-Secretary, T-Treasurer, M-Member Chairperson, VP-First Vice President, MC-Communications Chairperson, SC-Service Chairperson

*** - Abbreviation: N/R - Never reported using the Lions Clubs website, N/A - Not applicable, No password registered for the Lions Clubs website.

**** - Abbreviation: N - New, IP - Immediate Past, R - Repeat.



Club Health Assessment for District LD 1 through March 2025

			Status	Membership							Reports					Finance		LCIF
Club Number	Club Name	Charter Date		Current Member Count	YTD Members Added	YTD Members Dropped	YTD Net Growth	YTD Net Growth%	Member Count 12 Months Ago	Avg. length of service for dropped members	Months Since Last MMR ***	Yrs. Since Last Officer Report	President Rotation	Vice President Reported ****	Months Since Last Activity Report ***	Account Balance	Donations for current Fiscal Year	
			Number of times on status quo within last two years	If below 15 members appears					If net loss is greater than 20% appears			If no report in 3 months appears in	When more than one year appears in	Number of repeat terms	Notes the officers that do not have an active	If no report at 12 months appears in red		
Clubs less than two years old																		
171598	Francisco Beltrao Especial-Autista	06/06/2024	Active(1)	25	8	5	3	13.64%	0	0	3		3	VP	6	90+ Days		
154084	Matinhos	04/11/2023	Active(1)	14	0	13	-13	-48.15%	27	2	3			R	0	90+ Days		
Clubs more than two years old																		
16702	ASSIS CHATEAUBRIAND	04/12/1970	Active	59	3	0	3	5.36%	57		1			VP	0			
Exc Award (06/30/2017, 06/30/2020, 06/30/2022)																		
139773	Barracão Mulher	09/25/2019	Active	34	0	6	-6	-15.00%	41	1	0			N	T,M,SC	0	90+ Days	
Exc Award (06/30/2020, 06/30/2021, 06/30/2022)																		
127838	Capitao Leonidas Marques	06/09/2016	Active	27	0	0	0	0.00%	21		9			N	SC	5	90+ Days	
Exc Award (06/30/2023)																		
36326	CASCADEL	12/07/1978	Active	19	1	1	0	0.00%	18	5	5			P,VP	0		\$1,000.00	
Exc Award (06/30/2017, 06/30/2022)																		
115471	CASCADEL SERVIÇOS	11/01/2011	Active	24	7	0	7	41.18%	25		2			VP,SC	7		\$1,001.14	
Exc Award (06/30/2016, 06/30/2017, 06/30/2022)																		
16706	CASTRO	06/17/1956	Active	14	0	0	0	0.00%	14		9		2	M,VP,SC	1			
Exc Award (06/30/2023)																		
16707	CLEVELANDIA	06/15/1964	Active	34	7	3	4	13.33%	30	14	1			IP	0			
Exc Award (06/30/2020, 06/30/2021, 06/30/2022)																		
151479	Colombo	06/22/2022	Cancelled(8*)	0	0	22	-22	-100.00%	21	3	0		None	P,S,T,M,VP SC	24+	90+ Days		
43888	CORONEL VIVIDA	05/24/1984	Active	39	4	4	0	0.00%	39	5	2		2	N	SC	0		
Exc Award (06/30/2017, 06/30/2023)																		
145907	Coronel Vivida Primavera	04/20/2021	Active(1)	20	2	6	-4	-16.67%	15	1	3			S,M,VP,SC	16	90+ Days		
16712	CURITIBA BATEL	10/15/1959	Active	95	12	7	5	5.56%	88	3	0		2	N		1	\$2,591.32	
Exc Award (06/30/2017, 06/30/2021, 06/30/2022)																		
16708	CURITIBA BOM RETIRO	11/18/1969	Active	16	0	4	-4	-20.00%	20	14	3			S,T,M,VP,SC	11			
Exc Award (06/30/2021)																		
39966	CURITIBA C POLITECNICO	05/29/1981	Active	20	0	0	0	0.00%	20		4			R M	14	90+ Days		
Exc Award (06/30/2023)																		



Club Health Assessment for District LD 1 through March 2025

			Status	Membership							Reports					Finance		LCIF
Club Number	Club Name	Charter Date		Current Member Count	YTD Members Added	YTD Members Dropped	YTD Net Growth	YTD Net Growth%	Member Count 12 Months Ago	Avg. length of service for dropped members	Months Since Last MMR ***	Yrs. Since Last Officer Report	President Rotation	Vice President Reported ****	Months Since Last Activity Report ***	Account Balance	Donations for current Fiscal Year	
			Number of times on status quo within last two years	If below 15 members appears				If net loss is greater than 20% appears			If no report in 3 months appears in	When more than one year appears in	Number of repeat terms	Notes the officers that do not have an active	If no report at 12 months appears in red			
16710	CURITIBA CENTRO	04/23/1953	Active(1)	17	0	15	-15	-46.88%	21	4	3		6	M,VP,SC	9	90+ Days		
Exc Award (06/30/2016, 06/30/2017)																		
59643	CURITIBA JARDIM SOCIAL	06/12/1997	Active	28	0	5	-5	-15.15%	31	3	0			R SC	0		\$2,001.95	
Exc Award (06/30/2017, 06/30/2018, 06/30/2019)																		
16715	CURITIBA PORTAO	08/05/1966	Active(1)	18	3	1	2	12.50%	16	1	2			IP SC	1	90+ Days		
Exc Award (06/30/2018, 06/30/2021)																		
16716	DOIS VIZINHOS	06/01/1969	Active	70	8	0	8	12.90%	62		5			N P,T,VP	3		\$49.84	
Exc Award (06/30/2016, 06/30/2020, 06/30/2021)																		
66779	ENTRE RIOS DO OESTE	10/31/2002	Active	37	6	0	6	19.35%	31		2			N P	13			
Exc Award (06/30/2016, 06/30/2023)																		
16718	FOZ DO IGUACU CATARATAS	06/11/1956	Active	40	0	0	0	0.00%	40		7			N	6		\$3,036.54	
Exc Award (06/30/2017, 06/30/2019, 06/30/2020)																		
30364	FOZ DO IGUACU ITAIPU	03/14/1975	Active	25	0	2	-2	-7.41%	27	1	7		2	N T	6			
16719	FRANCISCO BELTRAO	09/15/1963	Active	17	1	17	-16	-48.48%	14	0	3		2	R	22	90+ Days		
127877	Guarapuava Lobo Guara	06/13/2016	Active	29	7	3	4	16.00%	26	2	0			N VP	11			
Exc Award (06/30/2022)																		
148601	Irati	10/29/2021	Active(1)	16	0	5	-5	-23.81%	19	1	0		2	N SC	8	90+ Days		
34765	LARANJEIRAS DO SUL	12/02/1977	Active	27	3	0	3	12.50%	32		4			N M,SC	10			
Exc Award (06/30/2016, 06/30/2017, 06/30/2019)																		
16723	MARECHAL CANDIDO RONDON	03/29/1964	Active	50	8	0	8	19.05%	43		1		2	N T	9			
Exc Award (06/30/2021, 06/30/2023)																		
139294	Marechal Cândido Rondon Aliança	07/18/2019	Active	39	3	2	1	2.63%	33	5	2			N	9	90+ Days		
Exc Award (06/30/2021, 06/30/2023)																		
31942	MATELANDIA	03/30/1976	Active	13	0	0	0	0.00%	13		5				VP,SC	24+		
16725	MEDIANEIRA	03/28/1970	Active	48	2	0	2	4.35%	45		0			N SC	6		\$520.21	
Exc Award (06/30/2016)																		
56877	MEDIANEIRA PARQUE IGUACU	04/28/1995	Active	44	6	4	2	4.76%	40	4	0			N	3		\$924.33	
Exc Award (06/30/2017, 06/30/2019)																		



Club Health Assessment for District LD 1 through March 2025

			Status	Membership							Reports					Finance	LCIF
Club Number	Club Name	Charter Date		Current Member Count	YTD Members Added	YTD Members Dropped	YTD Net Growth	YTD Net Growth%	Member Count 12 Months Ago	Avg. length of service for dropped members	Months Since Last MMR ***	Yrs. Since Last Officer Report	President Rotation	Vice President Reported ****	Months Since Last Activity Report ***	Account Balance	Donations for current Fiscal Year
			Number of times on status quo within last two years	If below 15 members appears				If net loss is greater than 20% appears			If no report in 3 months appears in	When more than one year appears in	Number of repeat terms	Notes the officers that do not have an active	If no report at 12 months appears in red		
39701	MISSAL	04/01/1981	Active	28	0	3	-3	-9.68%	30	5	0			VP	13	90+ Days	
	Exc Award (06/30/2022, 06/30/2023)																
16726	MONTE ALEGRE	09/11/1954	Active(1)	14	0	0	0	0.00%	19		8		3	R	M,SC	23	
	Exc Award (06/30/2018)																
42660	NOVA AURORA	05/31/1983	Active	37	0	7	-7	-15.91%	32	10	5			VP,SC	0		\$2,023.18
	Exc Award (06/30/2016, 06/30/2017, 06/30/2020)																
33220	PALMAS	01/24/1977	Cancelled(8*)	0	0	18	-18	-100.00%	18	11	3		None	P,S,T,M,VP SC	8	90+ Days	
16728	PALMEIRA	11/10/1962	Active	29	4	0	4	16.00%	28		3		2	VP,SC	9		
	Exc Award (06/30/2017)																
149567	Pato Branco	01/11/2022	Active	17	2	4	-2	-10.53%	19	2	1			N	M,SC	7	
49730	PINHAIS	06/30/1989	Active	13	3	0	3	30.00%	13		1			R	M,SC	5	
	Exc Award (06/30/2020, 06/30/2021)																
16731	PONTA GROSSA CENTRO	01/20/1954	Active(1)	10	0	0	0	0.00%	9		7		2	R	M	7	
	Exc Award (06/30/2018)																
63838	PONTA GROSSA CRUZEIRO DO SUL	12/06/2000	Active	17	2	1	1	6.25%	16	6	2			N	T,VP	0	
	Exc Award (06/30/2016, 06/30/2017, 06/30/2020)																
36218	PONTA GROSSA PITANGUI	11/03/1978	Active	37	6	0	6	19.35%	25		0			N	T,SC	5	\$1,004.68
	Exc Award (06/30/2018)																
16732	PONTA GROSSA VILA VELHA	11/17/1969	Active	15	0	0	0	0.00%	15		11			N	P,SC	11	
	Exc Award (06/30/2016, 06/30/2022)																
32737	SANTA HELENA	09/07/1976	Active	39	4	0	4	11.43%	35		0			N		6	
	Exc Award (06/30/2017)																
134668	Santa Izabel Do Oeste	05/04/2018	Active	9	0	0	0	0.00%	9		17	1	None	P,S,T,M,VP SC	17	90+ Days	
	Exc Award (06/30/2021)																
16736	SANTO ANTONIO DO SUDOESTE	06/13/1964	Active	39	0	0	0	0.00%	46		2			N		0	
	Exc Award (06/30/2021)																
31308	SAO JOSE DOS PINHAIS CENTRO	10/28/1975	Active	14	0	1	-1	-6.67%	15	18	4			N	SC	2	
	Exc Award (06/30/2017)																



Club Health Assessment for District LD 1 through March 2025

			Status	Membership						Reports					Finance	LCIF	
Club Number	Club Name	Charter Date		Current Member Count	YTD Members Added	YTD Members Dropped	YTD Net Growth	YTD Net Growth%	Member Count 12 Months Ago	Avg. length of service for dropped members	Months Since Last MMR ***	Yrs. Since Last Officer Report	President Rotation	Vice President Reported ****	Months Since Last Activity Report ***	Account Balance	Donations for current Fiscal Year
			Number of times on status quo within last two years	If below 15 members appears				If net loss is greater than 20% appears			If no report in 3 months appears in	When more than one year appears in	Number of repeat terms	Notes the officers that do not have an active	If no report at 12 months appears in red		
30729	SAO MIGUEL DO IGUACU	05/22/1975	Active	54	0	0	0	0.00%	51		7			N	0		
	Exc Award (06/30/2023)																
16737	TOLEDO	08/24/1957	Active	19	0	2	-2	-9.52%	19	2	6		2	N	1		\$2,000.00
55157	TOLEDO CIDADE	12/29/1993	Active	36	0	2	-2	-5.26%	40	4	0			N	6		\$1,013.39
16738	UBIRATA	11/14/1969	Active	37	1	3	-2	-5.13%	39	31	3		3	R	20	90+ Days	
	Exc Award (06/30/2017, 06/30/2020)																
16739	UNIAO DA VITORIA	01/17/1957	Active	26	0	6	-6	-18.75%	32	8	5			N	0		\$1,000.00
	Exc Award (06/30/2016, 06/30/2017, 06/30/2020)																

Clubs Cancelled Previous Fiscal Year – Clubs Cancelled within last 12 months may be reinstated

Club Number	Club Name	Charter Date	Current Status*	Cancellation Date
16734	RIO NEGRO	11/15/1954	Cancelled(6*)	07/29/2023

Current Total Clubs Count	YTD New Clubs Count	YTD Cancelled Clubs Count	YTD Net Club Gain	Current Total Members Count	YTD Add	YTD Drop	YTD Net Growth	YTD Net Growth %	Member Count 12 Months Ago	Average Member Count Per Club	% of Clubs with less than 20 members	% No MMR in 3 Months	% No Officer Report in 12 Months	% of Clubs with balance 90+ days	Number of Clubs in Status Quo	% Status Quo Clubs in Financial Suspension	Number of Cancelled Clubs	Average Cancelled Club Age	Members Lost Due to Cancellation	% of Clubs Cancelled for Non-Financial Reasons
49	0	2	-2	1,448	113	172	-59	-3.92%	1,439	30	37%	53%	2%	29%	0	0%	2	60	40	0%

* - P - Priority Club. Cancellation Reasons: 1-Objectives/conduct, 2-Non-active club, 5-Non-existing club, 6-Disbanding, 7-Merger, 8-Financial Suspension, 9-District/Multiple District Dues.

** - Abbreviation: P-President, S-Secretary, T-Treasurer, M-Member Chairperson, VP-First Vice President, MC-Communications Chairperson, SC-Service Chairperson

*** - Abbreviation: N/R - Never reported using the Lions Clubs website, N/A - Not applicable, No password registered for the Lions Clubs website.

**** - Abbreviation: N - New, IP - Immediate Past, R - Repeat.



Club Health Assessment for District LD 2 through March 2025

			Status	Membership							Reports					Finance		LCIF
Club Number	Club Name	Charter Date		Current Member Count	YTD Members Added	YTD Members Dropped	YTD Net Growth	YTD Net Growth%	Member Count 12 Months Ago	Avg. length of service for dropped members	Months Since Last MMR ***	Yrs. Since Last Officer Report	President Rotation	Vice President Reported ****	Months Since Last Activity Report ***	Account Balance	Donations for current Fiscal Year	
			Number of times on status quo within last two years	If below 15 members appears				If net loss is greater than 20% appears			If no report in 3 months appears in	When more than one year appears in	Number of repeat terms	Notes the officers that do not have an active	If no report at 12 months appears in red			
Clubs less than two years old																		
154300	Bom Princípio	05/05/2023	Cancelled(8*)	0	0	24	-24	-100.00%	29	2	3		None	P,S,T,M,VP SC	15	90+ Days		
172277	Salto Do Jacui	06/20/2024	Cancelled(8*)	0	0	27	-27	-100.00%	0	1	0		None	P,S,T,M,VP SC	N/A	90+ Days		
172436	Vale Real	06/22/2024	Active(1)	24	2	1	1	4.35%	0	1	1		2	M,VP,SC	3	90+ Days		
Clubs more than two years old																		
16743	CAMPO BOM Exc Award (06/30/2023)	09/02/1959	Active	58	4	5	-1	-1.69%	59	25	4			N		0	\$1,000.81	
31306	CANDELARIA	10/28/1975	Active	19	0	0	0	0.00%	19		2			R M	16			
16744	CANELA	09/30/1962	Active	32	0	0	0	0.00%	26		9			IP	11		\$5.21	
116541	DOIS IRMÃOS PORTAL DA SERRA Exc Award (06/30/2016, 06/30/2024)	04/09/2012	Active	22	1	2	-1	-4.35%	25	15	1		None	P,S,VP	4			
16746	ESTANCIA VELHA Exc Award (06/30/2018)	08/30/1960	Active	27	3	1	2	8.00%	26	14	0			N SC	12			
16748	ESTEIO CENTRO	06/04/1962	Active	35	1	2	-1	-2.78%	32	1	7			N M	0		\$999.64	
33943	ESTEIO EXPOSICAO Exc Award (06/30/2023)	05/24/1977	Active	17	0	1	-1	-5.56%	18	4	5			M,VP,SC	0		\$9.62	
39279	ESTEIO INDUSTRIAL Exc Award (06/30/2016)	01/20/1981	Active	21	1	2	-1	-4.55%	22	11	2			N	3	90+ Days		
16747	ESTRELA Exc Award (06/30/2023)	10/19/1958	Active	46	2	4	-2	-4.17%	48	12	2			N	0		\$1,026.91	
16749	FELIZ Exc Award (06/30/2022, 06/30/2023, 06/30/2024)	09/10/1971	Active	61	1	1	0	0.00%	60	22	1			N M	5			
16750	GRAMADO Exc Award (06/30/2024)	02/26/1969	Active	25	0	0	0	0.00%	24		4			S,T,M,VP,SC	9		\$3.48	
16751	IGREJINHA	09/20/1965	Active	22	0	11	-11	-33.33%	34	8	0			N SC	1		\$20.16	
16753	LAJEADO	10/18/1958	Active	25	0	9	-9	-26.47%	25	6	0			R	1		\$6.88	
33272	LAJEADO FLORESTAL	01/31/1977	Active	68	15	8	7	11.48%	60	4	0			N	0		\$1,069.77	



Club Health Assessment for District LD 2 through March 2025

			Status	Membership							Reports					Finance	LCIF
Club Number	Club Name	Charter Date		Current Member Count	YTD Members Added	YTD Members Dropped	YTD Net Growth	YTD Net Growth%	Member Count 12 Months Ago	Avg. length of service for dropped members	Months Since Last MMR ***	Yrs. Since Last Officer Report	President Rotation	Vice President Reported ****	Months Since Last Activity Report ***	Account Balance	Donations for current Fiscal Year
			Number of times on status quo within last two years	If below 15 members appears			If net loss is greater than 20% appears			If no report in 3 months appears in			When more than one year appears in	Number of repeat terms	Notes the officers that do not have an active	If no report at 12 months red	
Exc Award (06/30/2023)																	
16754	MONTENEGRO	07/30/1957	Active(1)	13	3	3	0	0.00%	11	4	5		2	N	M,SC	0	
97416	MONTENEGRO SAO JOAO	06/28/2006	Active	26	2	2	0	0.00%	26	9	2			N		8	\$1,000.43
Exc Award (06/30/2017)																	
47620	NOVA HARTZ	06/27/1987	Active	29	1	0	1	3.57%	25		1			N		11	
16756	NOVO HAMBURGO CENTRO	05/18/1956	Active	51	0	1	-1	-1.92%	46	23	7			N		0	\$554.06
Exc Award (06/30/2023, 06/30/2024)																	
16757	NOVO HAMBURGO COUROCAP	05/16/1969	Active	31	1	3	-2	-6.06%	30	2	3			N		1	\$1,021.02
Exc Award (06/30/2017, 06/30/2023)																	
63248	NOVO HAMBURGO TERCEIRO MILENIO	06/01/2000	Active	25	6	8	-2	-7.41%	27	7	1			R		4	\$1,003.71
Exc Award (06/30/2020, 06/30/2023)																	
51126	PAROBE	12/17/1990	Active	38	0	0	0	0.00%	35		9			N	M	9	
16761	PORTAO	06/09/1967	Active	41	8	9	-1	-2.38%	40	3	0			N	SC	0	
Exc Award (06/30/2023)																	
53359	ROLANTE	06/18/1992	Active	23	1	0	1	4.55%	21		7			N	SC	0	
53590	SANTA CRUZ DO SUL ALIANCA	08/19/1992	Active	38	0	0	0	0.00%	39		0			N		0	\$818.00
Exc Award (06/30/2021, 06/30/2022)																	
16764	SANTA CRUZ DO SUL CENTRO	09/14/1957	Active	31	2	4	-2	-6.06%	28	6	0				VP,SC	8	\$3.48
58729	SANTA CRUZ DO SUL RAIO DE SOL	10/08/1996	Active	9	0	7	-7	-43.75%	14	14	0		6		S,VP	0	
16765	SAO FRAN DE PAULA	04/04/1961	Active	21	1	4	-3	-12.50%	24	4	0			N	VP	5	
16766	SAO LEOPOLDO 25 DE JULHO	10/27/1959	Active	21	1	2	-1	-4.55%	22	7	0		2	R		9	\$6.96
59588	SAO LEOPOLDO ANA TERRA	05/20/1997	Active	18	0	0	0	0.00%	18		8		2	R		11	
39280	SAO LEOPOLDO IMIGRANTE	01/20/1981	Active	19	0	0	0	0.00%	18		10		3	N	T,VP,SC	19	
42661	SAO LEOPOLDO PADRE REUS	05/19/1983	Active	48	3	3	0	0.00%	48	6	0			N		9	\$2,001.59
Exc Award (06/30/2023, 06/30/2024)																	



Club Health Assessment for District LD 2 through March 2025

			Membership								Reports					Finance		LCIF		
Club Number	Club Name	Charter Date		Current Member Count	YTD Members Added	YTD Members Dropped	YTD Net Growth	YTD Net Growth%	Member Count 12 Months Ago	Avg. length of service for dropped members	Months Since Last MMR ***	Yrs. Since Last Officer Report	President Rotation	Vice President Reported ****	Months Since Last Activity Report ***	Account Balance	Donations for current Fiscal Year			
			Number of times on status quo within last two years	If below 15 members appears	If net loss is greater than 20% appears					If no report in 3 months appears in		When more than one year appears in	Number of repeat terms	Notes the officers that do not have an active	If no report at 12 months appears in red					
44031	SAPIRANGA FERRABRAZ	06/30/1984	Active(3)	13	13	1	12	1200.00%	12	13	7		None	N	P,T	3	\$2,111.48			
16769	SAPUCAIA DO SUL	08/28/1964	Active	20	3	6	-3	-13.04%	25	4	3		3		M,VP,SC	0				
Exc Award (06/30/2023)																				
16826	SOBRADINHO	06/08/1958	Active(1)	22	1	3	-2	-8.33%	25	4	3			N	M,VP,SC	12				
16771	TAQUARA	06/06/1961	Active	54	2	1	1	1.89%	54	5	0		2	R		0				
Exc Award (06/30/2018, 06/30/2023)																	\$264.33			
146292	Taquara Inovação	05/26/2021	Active	28	1	1	0	0.00%	28	4	0		2		M,VP,SC	15				
16772	TAQUARI	12/16/1959	Active(1)	13	0	0	0	0.00%	13		11	1	None		P,S,T,M,VP SC	11				
109781	TEUTÔNIA	12/06/2010	Active	16	0	2	-2	-11.11%	18	5	4			N	S	0				
Exc Award (06/30/2023)																				
16773	TRES COROAS	07/03/1965	Active	32	0	1	-1	-3.03%	33	12	2			N		0				
16774	VENANCIO AIRES	10/19/1958	Active	41	4	5	-1	-2.38%	43	18	0			N		0				
59505	VENANCIO AIRES MELVIN JONES	05/05/1997	Active	36	1	2	-1	-2.70%	39	3	4		2	N	T,M,SC	0				
Exc Award (06/30/2016, 06/30/2021, 06/30/2023)																				
Current Total Clubs Count	YTD New Clubs Count	YTD Cancelled Clubs Count	YTD Net Club Gain	Current Total Members Count	YTD Add	YTD Drop	YTD Net Growth	YTD Net Growth %	Member Count 12 Months Ago	Average Member Count Per Club	% of Clubs with less than 20 members	% No MMR in 3 Months	% No Officer Report in 12 Months	% of Clubs with balance 90+ days	Number of Clubs in Status Quo	% Status Quo Clubs in Financial Suspension	Number of Cancelled Clubs	Average Cancelled Club Age	Members Lost Due to Cancellation	% of Clubs Cancelled for Non-Financial Reasons
42	0	2	-2	1,259	84	166	-82	-6.11%	1,269	30	21%	43%	2%	5%	0	0%	2	1	51	0%

* - P - Priority Club. Cancellation Reasons: 1-Objectives/conduct, 2-Non-active club, 5-Non-existing club, 6-Disbanding, 7-Merger, 8-Financial Suspension, 9-District/Multiple District Dues.

** - Abbreviation: P-President, S-Secretary, T-Treasurer, M-Member Chairperson, VP-First Vice President, MC-Communications Chairperson, SC-Service Chairperson

*** - Abbreviation: N/R - Never reported using the Lions Clubs website, N/A - Not applicable, No password registered for the Lions Clubs website.

**** - Abbreviation: N - New, IP - Immediate Past, R - Repeat.



Club Health Assessment for District LD 3 through March 2025

			Status	Membership						Reports					Finance		LCIF
Club Number	Club Name	Charter Date		Current Member Count	YTD Members Added	YTD Members Dropped	YTD Net Growth	YTD Net Growth%	Member Count 12 Months Ago	Avg. length of service for dropped members	Months Since Last MMR ***	Yrs. Since Last Officer Report	President Rotation	Vice President Reported ****	Months Since Last Activity Report ***	Account Balance	Donations for current Fiscal Year
			Number of times on status quo within last two years	If below 15 members appears				If net loss is greater than 20% appears			If no report in 3 months appears in	When more than one year appears in	Number of repeat terms	Notes the officers that do not have an active	If no report at 12 months appears in red		
Clubs more than two years old																	
16777	ARROIO GRANDE	04/25/1972	Active(1)	23	0	0	0	0.00%	23		12			M,VP,SC	5	90+ Days	
	Exc Award (06/30/2018, 06/30/2022, 06/30/20																
16779	BAGE	04/21/1956	Active	28	1	0	1	3.70%	23		0			M,VP,SC	4		\$148.77
	Exc Award (06/30/2019)																
16778	BAGE DON DIOGO	12/17/1966	Active	46	3	0	3	6.98%	43		0			N	1		\$856.28
	Exc Award (06/30/2018, 06/30/2020, 06/30/20																
35745	BAGE SANTA TECLA	06/07/1978	Active	31	2	7	-5	-13.89%	33	7	0		3	R	0		\$418.70
	Exc Award (06/30/2023, 06/30/2024)																
63320	BAGE SOLIDARIEDADE	06/16/2000	Active	28	1	3	-2	-6.67%	30	6	1		2	P,M,VP,SC	0	90+ Days	\$260.63
	Exc Award (06/30/2016, 06/30/2018)																
124064	Bagé Tradição	01/26/2015	Active	18	5	6	-1	-5.26%	17	3	0			N	0		\$20.01
16782	CACAPAVA DO SUL	04/21/1960	Active(1)	30	4	1	3	11.11%	26	5	0		2	R	0		\$460.30
	Exc Award (06/30/2018, 06/30/2019)																
16783	CACHOEIRA DO SUL	06/07/1958	Active	36	3	3	0	0.00%	37	11	0			N	0		
	Exc Award (06/30/2017, 06/30/2020, 06/30/20													T			
16785	CAMAQUA	04/19/1960	Active	23	1	2	-1	-4.17%	26	31	0			N	0		
29531	CAMAQUA UNIVERSITARIO	06/28/1974	Active	54	9	1	8	17.39%	40	1	3		4	R	5		
	Exc Award (06/30/2023, 06/30/2024)																
16788	CANOAS	10/20/1961	Active	36	0	2	-2	-5.26%	38	4	4			N	3		\$106.00
	Exc Award (06/30/2019, 06/30/2022)																
100543	CANOAS NITEROI	11/13/2007	Active	19	5	0	5	35.71%	15		0			N	0		\$20.05
	Exc Award (06/30/2019, 06/30/2020, 06/30/20																
45124	CANOAS SANTA RITA	06/20/1985	Active	26	2	1	1	4.00%	24	1	2			R	5		\$290.80
	Exc Award (06/30/2017, 06/30/2019, 06/30/20																
39281	CAPAO DA CANOA	01/20/1981	Active	44	2	3	-1	-2.22%	46	5	5			S,T,M,VP	3		\$30.00
	Exc Award (06/30/2018, 06/30/2019, 06/30/20																
16791	GENERAL CAMARA	11/20/1960	Active	32	1	0	1	3.23%	29		2			N	4		\$40.10
	Exc Award (06/30/2022, 06/30/2023)																



Club Health Assessment for District LD 3 through March 2025

			Status	Membership							Reports					Finance		LCIF
Club Number	Club Name	Charter Date		Current Member Count	YTD Members Added	YTD Members Dropped	YTD Net Growth	YTD Net Growth%	Member Count 12 Months Ago	Avg. length of service for dropped members	Months Since Last MMR ***	Yrs. Since Last Officer Report	President Rotation	Vice President Reported ****	Months Since Last Activity Report ***	Account Balance	Donations for current Fiscal Year	
			Number of times on status quo within last two years	If below 15 members appears				If net loss is greater than 20% appears			If no report in 3 months appears in	When more than one year appears in	Number of repeat terms	Notes the officers that do not have an active	If no report at 12 months appears in red			
16792	GRAVATAI	04/19/1960	Active	21	4	5	-1	-4.55%	18	8	0		3	T,VP,SC	0		\$20.05	
	Exc Award (06/30/2018, 06/30/2023)																	
34961	GUAIBA	01/05/1978	Active	22	1	10	-9	-29.03%	31	4	2			R T	0			
	Exc Award (06/30/2018)																	
16794	OSORIO	09/28/1961	Active	16	2	2	0	0.00%	15	10	4			N SC	0			
16795	PELOTAS CENTRO	12/21/1957	Active	43	0	3	-3	-6.52%	49	11	1			R	0			
	Exc Award (06/30/2019)																	
30647	PELOTAS LARANJAL	04/24/1975	Active	27	4	4	0	0.00%	27	8	2			N M	6		\$1,050.02	
	Exc Award (06/30/2023)																	
31307	PIRATINI	10/28/1975	Active	11	2	0	2	22.22%	9		5		4	R	4			
	Exc Award (06/30/2023)																	
16803	PORTO ALEGRE BALNEARIOS	06/15/1960	Active	23	0	1	-1	-4.17%	24	17	0			R VP	0		\$20.65	
	Exc Award (06/30/2019, 06/30/2020, 06/30/2021)																	
39174	PORTO ALEGRE BARAO DO CAHY	12/29/1980	Active	38	2	2	0	0.00%	37	6	4			R	0		\$480.02	
	Exc Award (06/30/2017, 06/30/2020, 06/30/2021)																	
50027	PORTO ALEGRE BELA VISTA	12/20/1989	Cancelled(6*)	0	0	13	-13	-100.00%	13	26	7		None	P,S,T,M,VP SC	21			
16800	PORTO ALEGRE BENTO GONCALVES	12/30/1966	Active	34	1	0	1	3.03%	33		5			N	0		\$700.44	
	Exc Award (06/30/2016, 06/30/2019, 06/30/2020)																	
16813	PORTO ALEGRE CENTENÁRIO	11/19/1962	Active	14	0	0	0	0.00%	12		7		2	R	3		\$10.01	
	Exc Award (06/30/2020, 06/30/2023, 06/30/2024)																	
51507	PORTO ALEGRE IPIRANGA	04/01/1991	Active	37	0	0	0	0.00%	32		4			N	0		\$20.00	
	Exc Award (06/30/2020, 06/30/2021, 06/30/2022)																	
122615	Porto Alegre Medianeira	06/24/2014	Active	15	1	0	1	7.14%	14		5		2	R	0		\$35.85	
	Exc Award (06/30/2017, 06/30/2019, 06/30/2020)																	
16809	PORTO ALEGRE PASSO D'AREIA	12/05/1961	Active	11	2	1	1	10.00%	10	0	4			R	0		\$1,001.38	
16815	PORTO ALEGRE S JOAO NAVEGANTES	03/22/1960	Active	18	0	3	-3	-14.29%	22	18	2			IP	0		\$40.07	
	Exc Award (06/30/2023)																	



Club Health Assessment for District LD 3 through March 2025

			Status	Membership							Reports					Finance	LCIF
Club Number	Club Name	Charter Date		Current Member Count	YTD Members Added	YTD Members Dropped	YTD Net Growth	YTD Net Growth%	Member Count 12 Months Ago	Avg. length of service for dropped members	Months Since Last MMR ***	Yrs. Since Last Officer Report	President Rotation	Vice President Reported ****	Months Since Last Activity Report ***	Account Balance	Donations for current Fiscal Year
			Number of times on status quo within last two years	If below 15 members appears					If net loss is greater than 20% appears			If no report in 3 months appears in	When more than one year appears in	Number of repeat terms	Notes the officers that do not have an active	If no report at 12 months appears in red	
16816	PORTO ALEGRE SANTA FLORA Exc Award (06/30/2016, 06/30/2017, 06/30/20	11/30/1971	Active	51	0	0	0	0.00%	50		3			N	0		
16818	RIO GRANDE CENTRO Exc Award (06/30/2016, 06/30/2019, 06/30/20	05/18/1958	Cancelled(6*)	0	0	2	-2	-100.00%	10	8	6		None	P,S,T,M,VP SC M	8		
16820	RIO PARDO Exc Award (06/30/2016, 06/30/2019, 06/30/20	01/05/1960	Active	31	5	6	-1	-3.13%	32	6	1			N	0		\$2.65
32686	SANTA VITORIA DO PALMAR Exc Award (06/30/2022)	08/17/1976	Active	20	1	1	0	0.00%	21	29	2			N	3		
16822	SANTO ANTONIO DA PATRULHA Exc Award (06/30/2023)	09/27/1961	Active	24	1	0	1	4.35%	19		0			N	0		
16821	SAO JERONIMO Exc Award (06/30/2017, 06/30/2019, 06/30/20	12/04/1960	Active	21	3	1	2	10.53%	23	14	0			N	0		\$1,462.49
16825	SAO LOURENCO DO SUL Exc Award (06/30/2022)	01/07/1962	Active	12	2	0	2	20.00%	10		2			P,M,VP,SC	5		
16827	TORRES Exc Award (06/30/2018, 06/30/2019, 06/30/20	10/07/1961	Active	10	0	3	-3	-23.08%	13	11	3		4	VP	1		\$23.45
16828	TRAMANDAI Exc Award (06/30/2016, 06/30/2022, 06/30/20	06/20/1967	Active(1)	16	1	3	-2	-11.11%	18	3	4		3	T,M,VP,SC	5	90+ Days	\$3.44
45694	TRIUNFO Exc Award (06/30/2022)	01/13/1986	Active(1)	22	6	0	6	37.50%	16		3			T,M,VP,SC	3		
16829	VIAMAO Exc Award (06/30/2016, 06/30/2020, 06/30/20	04/25/1961	Active	14	3	4	-1	-6.67%	15	19	0		2	T,M,VP,SC	0		\$20.05
118229	VIAMAO NOSSA SENHORA APARECIDA Exc Award (06/30/2016, 06/30/2020, 06/30/20	11/09/2012	Active	21	1	2	-1	-4.55%	18	7	1			N	0		
134746	Xangri-lá Exc Award (06/30/2021, 06/30/2024)	05/30/2018	Active	15	3	3	0	0.00%	14	3	2			R	0		\$226.15

Clubs Cancelled Previous Fiscal Year – Clubs Cancelled within last 12 months may be reinstated

Club Number	Club Name	Charter Date	Current Status*	Cancellation Date
-------------	-----------	--------------	-----------------	-------------------



Club Health Assessment for District LD 3 through March 2025

			Status							Membership					Reports					Finance		LCIF
Club Number	Club Name	Charter Date		Current Member Count	YTD Members Added	YTD Members Dropped	YTD Net Growth	YTD Net Growth%	Member Count 12 Months Ago	Avg. length of service for dropped members	Months Since Last MMR ***	Yrs. Since Last Officer Report	President Rotation	Vice President Reported ****	Months Since Last Activity Report ***	Account Balance	Donations for current Fiscal Year					
			Number of times on status quo within last two years	If below 15 members appears				If net loss is greater than 20% appears			If no report in 3 months appears in	When more than one year appears in	Number of repeat terms	Notes the officers that do not have an active	If no report at 12 months appears in red							
104941	ARROIO DO SAL	03/17/2009	Cancelled(6*)	07/29/2023																		
16784	CACHOEIRA SUL CACH DO FANDANGO	06/18/1973	Cancelled(6*)	07/29/2023																		
Current Total Clubs Count	YTD New Clubs Count	YTD Cancelled Clubs Count	YTD Net Club Gain	Current Total Members Count	YTD Add	YTD Drop	YTD Net Growth	YTD Net Growth %	Member Count 12 Months Ago	Average Member Count Per Club	% of Clubs with less than 20 members	% No MMR in 3 Months	% No Officer Report in 12 Months	% of Clubs with balance 90+ days	Number of Clubs in Status Quo	% Status Quo Clubs in Financial Suspension	Number of Cancelled Clubs	Average Cancelled Club Age	Members Lost Due to Cancellation	% of Clubs Cancelled for Non-Financial Reasons		
41	0	2	-2	1,061	84	98	-14	-1.30%	1,055	26	32%	39%	0%	7%	0	0%	2	83	15	100%		

* - P - Priority Club. Cancellation Reasons: 1-Objectives/conduct, 2-Non-active club, 5-Non-existing club, 6-Disbanding, 7-Merger, 8-Financial Suspension, 9-District/Multiple District Dues.

** - Abbreviation: P-President, S-Secretary, T-Treasurer, M-Member Chairperson, VP-First Vice President, MC-Communications Chairperson, SC-Service Chairperson

*** - Abbreviation: N/R - Never reported using the Lions Clubs website, N/A - Not applicable, No password registered for the Lions Clubs website.

**** - Abbreviation: N - New, IP - Immediate Past, R - Repeat.




Club Health Assessment for District LD 4 through March 2025

Club Number	Club Name	Charter Date	Status	Membership							Reports					Finance	LCIF
				Current Member Count	YTD Members Added	YTD Members Dropped	YTD Net Growth	YTD Net Growth%	Member Count 12 Months Ago	Avg. length of service for dropped members	Months Since Last MMR ***	Yrs. Since Last Officer Report	President Rotation	Vice President Reported ****	Months Since Last Activity Report ***	Account Balance	Donations for current Fiscal Year
			Number of times on status quo within last two years	If below 15 members appears				If net loss is greater than 20% appears			If no report in 3 months appears	When more than one year appears in	Number of repeat terms	Notes the officers that do not have an active	If no report at 12 months appears in red		
Clubs less than two years old																	
171411	AJURICABA	06/10/2024	Active	24	0	1	-1	-4.00%	0	1	1		2	M,VP,SC	N/R		
172071	Horizontina	06/22/2024	Active	31	4	6	-2	-6.06%	0	0	3		2	R M	N/R		
156413	Santa Rosa União	11/10/2023	Active	49	10	4	6	13.95%	41	1	0			N M	6		\$60.23
171925	Sao Joao Do Polesine	06/06/2024	Active	46	1	0	1	2.22%	0		5		2	N	1	90+ Days	
Clubs more than two years old																	
16830	AGUDO	12/09/1967	Active	60	1	6	-5	-7.69%	67	8	0			P,VP	0		\$1,134.62
Exc Award (06/30/2020, 06/30/2023)																	
16831	ALEGRETE	11/30/1960	Active	26	3	2	1	4.00%	23	4	0			N SC	3		
47656	ALEGRETE IBIRAPUITA	07/31/1987	Active	29	3	1	2	7.41%	27	4	0			N M	0		\$183.74
43889	AUGUSTO PESTANA	05/31/1984	Active	42	4	2	2	5.00%	40	1	0			N SC	0		\$845.31
Exc Award (06/30/2024)																	
32619	CATUIPE	07/27/1976	Active	41	1	0	1	2.50%	38		0			N	0		
Exc Award (06/30/2017, 06/30/2018, 06/30/20)																	
16834	CERRO LARGO	12/20/1967	Active	46	0	0	0	0.00%	40		7			N	0		\$147.97
Exc Award (06/30/2017, 06/30/2019, 06/30/20)																	
123531	Chiapetta Esperanca	10/31/2014	Active	16	0	1	-1	-5.88%	16	5	3			M,VP,SC	0		
43235	CRISSIUMAL	12/14/1983	Active	34	2	2	0	0.00%	34	2	4			N VP,SC	5		
16836	CRUZ ALTA	03/09/1960	Active	42	1	6	-5	-10.64%	40	3	0		None	N P	0		
Exc Award (06/30/2021)																	
148847	Cruz Alta Iuri N Ribas	11/02/2021	Active	25	0	10	-10	-28.57%	26	2	3		2	R M,SC	3		
Exc Award (06/30/2022, 06/30/2023)																	
16839	DOM PEDRITO	05/28/1961	Active	44	5	2	3	7.32%	39	6	0			N	7		\$300.00
Exc Award (06/30/2018, 06/30/2020, 06/30/20)																	
16841	FREDERICO WESTPHALEN	11/23/1960	Active(1)	36	1	30	-29	-44.62%	65	6	3		2	R M,SC	13		
Exc Award (06/30/2016, 06/30/2017, 06/30/20)																	
16845	IBIRUBA	03/08/1960	Active	31	3	22	-19	-38.00%	48	5	2			N	5		\$999.99
Exc Award (06/30/2020)																	



Club Health Assessment for District LD 4 through March 2025

			Status	Membership							Reports					Finance	LCIF
Club Number	Club Name	Charter Date		Current Member Count	YTD Members Added	YTD Members Dropped	YTD Net Growth	YTD Net Growth%	Member Count 12 Months Ago	Avg. length of service for dropped members	Months Since Last MMR ***	Yrs. Since Last Officer Report	President Rotation	Vice President Reported ****	Months Since Last Activity Report ***	Account Balance	Donations for current Fiscal Year
			Number of times on status quo within last two years	If below 15 members appears				If net loss is greater than 20% appears			If no report in 3 months appears in	When more than one year appears in	Number of repeat terms	Notes the officers that do not have an active	If no report at 12 months appears in red		
16846	IJUI	10/25/1959	Active	74	2	5	-3	-3.90%	75	20	0			N	3		\$1,028.64
	Exc Award (06/30/2023, 06/30/2024)																
16848	ITAQUI	11/05/1961	Active	56	7	4	3	5.66%	48	8	0			N	SC	0	
	Exc Award (06/30/2021, 06/30/2024)																
16849	JAGUARI	05/26/1961	Active	33	0	0	0	0.00%	36		7			N	S,VP	9	
65493	JULIO DE CASTILHOS CENTRO	06/03/2002	Active	25	0	6	-6	-19.35%	27	15	0			N	S,M,SC	3	\$191.71
	Exc Award (06/30/2024)																
16850	PALMEIRA DAS MISSOES	04/27/1960	Active(1)	27	2	9	-7	-20.59%	38	14	0			N	P,S,M,SC	8	90+ Days
	Exc Award (06/30/2018)																
16851	PANAMBI	09/06/1960	Active	56	7	5	2	3.70%	53	5	2			N		5	\$1,665.18
	Exc Award (06/30/2017, 06/30/2018)																
33944	PEJUCARA	05/31/1977	Active(1)	25	0	0	0	0.00%	21		10		2	N	S,M	12	90+ Days
43362	PORTO XAVIER	01/06/1984	Active	21	2	2	0	0.00%	21	6	0			N	M,SC	0	
	Exc Award (06/30/2024)																
16853	QUARAI	08/01/1964	Active	15	0	1	-1	-6.25%	15	4	7		2	N	P,SC	3	90+ Days
139393	Quevedos	08/09/2019	Active	33	0	3	-3	-8.33%	36	5	3		None	N	P,T,VP,SC	3	\$249.38
16854	RESTINGA SECA	06/15/1967	Active	24	4	2	2	9.09%	20	16	0		2	R		0	
16855	ROSARIO DO SUL	05/01/1961	Active	45	0	0	0	0.00%	45		9				P,S,T,M,VP SC	8	
49795	SANTA MARIA CAMOBI	08/04/1989	Active	29	1	3	-2	-6.45%	31	3	1			N		1	
	Exc Award (06/30/2020, 06/30/2021, 06/30/2022)																
16864	SANTA MARIA CENTRO	10/25/1958	Active	20	1	2	-1	-4.76%	15	0	4		2	N		1	
16856	SANTA MARIA DORES	06/28/1972	Active	43	15	5	10	30.30%	34	2	1			N	SC	0	\$243.04
	Exc Award (06/30/2021, 06/30/2022)																
16861	SANTA MARIA ITARARE	03/27/1962	Active	19	0	0	0	0.00%	18		10		2	N	M,SC	8	
63346	SANTA MARIA MEDIANEIRA	06/23/2000	Active	35	1	6	-5	-12.50%	44	4	2			N		0	
	Exc Award (06/30/2016, 06/30/2018, 06/30/2022)																
16865	SANTA ROSA CENTRO	03/06/1960	Active	40	14	7	7	21.21%	33	2	0		2		S,M,VP,SC	0	
	Exc Award (06/30/2018)																



Club Health Assessment for District LD 4 through March 2025

			Status	Membership							Reports					Finance		LCIF
Club Number	Club Name	Charter Date		Current Member Count	YTD Members Added	YTD Members Dropped	YTD Net Growth	YTD Net Growth%	Member Count 12 Months Ago	Avg. length of service for dropped members	Months Since Last MMR ***	Yrs. Since Last Officer Report	President Rotation	Vice President Reported ****	Months Since Last Activity Report ***	Account Balance	Donations for current Fiscal Year	
			Number of times on status quo within last two years	If below 15 members appears				If net loss is greater than 20% appears			If no report in 3 months appears in	When more than one year appears in	Number of repeat terms	Notes the officers that do not have an active	If no report at 12 months appears in red			
16862	SANTANA DO LIVRAMENTO	06/01/1961	Active	37	0	1	-1	-2.63%	36	2	6			N	S,M,VP,SC	7	\$37.68	
	Exc Award (06/30/2016)																	
44032	SANTIAGO CENTENARIO	06/30/1984	Active	18	3	8	-5	-21.74%	19	1	0				T,M,VP,SC	0	\$975.09	
	Exc Award (06/30/2022, 06/30/2024)																	
16866	SANTIAGO CENTRO	11/15/1960	Active	63	1	4	-3	-4.55%	64	9	2			N		0	\$501.65	
	Exc Award (06/30/2021, 06/30/2022, 06/30/2023)																	
16867	SANTO ANGELO	11/09/1957	Active	43	0	2	-2	-4.44%	45	26	3		2	N	M,SC	0		
	Exc Award (06/30/2022, 06/30/2023, 06/30/2024)																	
16863	SANTO ANGELO TIARAJU	07/28/1963	Active	38	0	1	-1	-2.56%	39	2	3			N		1	\$36.14	
	Exc Award (06/30/2021)																	
57625	SANTO ANGELO UNIVERSITARIO	12/05/1995	Active	52	0	4	-4	-7.14%	52	7	0			N	SC	0	\$1,089.99	
	Exc Award (06/30/2017, 06/30/2020, 06/30/2023)																	
16870	SANTO AUGUSTO	07/20/1972	Active	73	1	4	-3	-3.95%	66	5	2			N	SC	1	\$1,000.00	
	Exc Award (06/30/2021)																	
16859	SANTO CRISTO	12/22/1965	Active	36	8	2	6	20.00%	36	5	4				M,VP,SC	10	90+ Days	
	Exc Award (06/30/2017)																	
16860	SAO BORJA	10/14/1962	Active	27	0	3	-3	-10.00%	30	10	0		2	N	VP,SC	8	90+ Days	
	Exc Award (06/30/2021, 06/30/2023)																	
61797	SAO FRANCISCO DE ASSIS	04/21/1999	Active	68	0	0	0	0.00%	67		8			N	M	0	\$913.89	
	Exc Award (06/30/2018, 06/30/2021, 06/30/2023)																	
16868	SAO GABRIEL	05/02/1961	Active	12	0	0	0	0.00%	13		9		2	N	P,T,M	16		
45695	SAO GABRIEL BATOVI	01/10/1986	Cancelled(6*)	0	0	7	-7	-100.00%	7	18	3		None		P,S,T,M,VP,SC	4		
130567	São Gabriel Plácido de Castro	04/17/2017	Active	19	1	0	1	5.56%	16		3		2		S,T,M,VP,SC	3		
146736	SÃO MIGUEL DAS MISSÕES	06/16/2021	Active(1)	21	0	0	0	0.00%	18		9		2		M,VP,SC	18	90+ Days	
16872	SAO PEDRO DO SUL	11/30/1964	Active	81	6	3	3	3.85%	78	29	1			N	M,SC	0	\$150.00	
	Exc Award (06/30/2019, 06/30/2020, 06/30/2023)																	
16842	SAO VICENTE DO SUL	05/31/1969	Active	38	0	0	0	0.00%	33		9		2	N	M,VP,SC	6		
129794	Seberi Centenario	01/18/2017	Active(1)	45	0	10	-10	-18.18%	56	5	1			IP	P,S	1		



Club Health Assessment for District LD 4 through March 2025

			Status		Membership						Reports						Finance		LCIF	
Club Number	Club Name	Charter Date		Current Member Count	YTD Members Added	YTD Members Dropped	YTD Net Growth	YTD Net Growth%	Member Count 12 Months Ago	Avg. length of service for dropped members	Months Since Last MMR ***	Yrs. Since Last Officer Report	President Rotation	Vice President Reported ****	Months Since Last Activity Report ***	Account Balance	Donations for current Fiscal Year			
			Number of times on status quo within last two years	If below 15 members appears				If net loss is greater than 20% appears			If no report in 3 months appears in	When more than one year appears in	Number of repeat terms	Notes the officers that do not have an active	If no report at 12 months appears in red					
30959	TRES DE MAIO	06/23/1975	Active	73	6	0	6	8.96%	65		2			M,VP,SC	5	90+ Days	\$86.04			
	Exc Award (06/30/2021, 06/30/2022)																			
16875	TRES PASSOS	04/28/1960	Active(1)	25	1	5	-4	-13.79%	24	6	1		3	N M	3					
16874	TRES PASSOS TUCUMA	01/27/1972	Active	73	0	1	-1	-1.35%	69	1	2			N SC	5					
	Exc Award (06/30/2017, 06/30/2023, 06/30/2024)																			
37122	TUCUNDUVA	05/21/1979	Active	42	0	0	0	0.00%	36		9			N	7		\$7.30			
	Exc Award (06/30/2021)																			
16877	TUPARENDI	06/04/1962	Active	35	2	0	2	6.06%	33		2			N	0		\$45.00			
	Exc Award (06/30/2024)																			
16876	URUGUAIANA	05/10/1961	Active	28	1	1	0	0.00%	28	35	2		2	N M,VP,SC	0		\$20.00			
	Exc Award (06/30/2018)																			
47388	URUGUAIANA TRES FRONTEIRAS	05/28/1987	Active	58	13	5	8	16.00%	56	4	0			N	0		\$1,801.96			
	Exc Award (06/30/2022)																			
Current Total Clubs Count	YTD New Clubs Count	YTD Cancelled Clubs Count	YTD Net Club Gain	Current Total Members Count	YTD Add	YTD Drop	YTD Net Growth	YTD Net Growth %	Member Count 12 Months Ago	Average Member Count Per Club	% of Clubs with less than 20 members	% No MMR in 3 Months	% No Officer Report in 12 Months	% of Clubs with balance 90+ days	Number of Clubs in Status Quo	% Status Quo Clubs in Financial Suspension	Number of Cancelled Clubs	Average Cancelled Club Age	Members Lost Due to Cancellation	% of Clubs Cancelled for Non-Financial Reasons
58	0	1	-1	2,247	138	216	-78	-3.35%	2,140	39	10%	41%	0%	14%	0	0%	1	39	7	100%

* - P - Priority Club. Cancellation Reasons: 1-Objectives/conduct, 2-Non-active club, 5-Non-existing club, 6-Disbanding, 7-Merger, 8-Financial Suspension, 9-District/Multiple District Dues.

** - Abbreviation: P-President, S-Secretary, T-Treasurer, M-Member Chairperson, VP-First Vice President, MC-Communications Chairperson, SC-Service Chairperson

*** - Abbreviation: N/R - Never reported using the Lions Clubs website, N/A - Not applicable, No password registered for the Lions Clubs website.

**** - Abbreviation: N - New, IP - Immediate Past, R - Repeat.



Club Health Assessment for District LD 5 through March 2025

Club Number	Club Name	Charter Date	Status	Membership							Reports					Finance	LCIF
				Current Member Count	YTD Members Added	YTD Members Dropped	YTD Net Growth	YTD Net Growth%	Member Count 12 Months Ago	Avg. length of service for dropped members	Months Since Last MMR ***	Yrs. Since Last Officer Report	President Rotation	Vice President Reported ****	Months Since Last Activity Report ***	Account Balance	Donations for current Fiscal Year
			Number of times on status quo within last two years	If below 15 members appears				If net loss is greater than 20% appears			If no report in 3 months appears	When more than one year appears in	Number of repeat terms	Notes the officers that do not have an active	If no report at 12 months appears in red		
Clubs less than two years old																	
158003	Ibirama Centro	04/22/2024	Active	20	0	1	-1	-4.76%	0	1	0			M,VP,SC	N/R		
154715	Indaial Vitória Régia	06/14/2023	Active	18	5	1	4	28.57%	14	2	3			N	6		
Clubs more than two years old																	
37825	ARAQUARI	12/20/1979	Active	48	6	1	5	11.63%	39	15	5		None	N	P,SC	0	
Exc Award (06/30/2016, 06/30/2017, 06/30/2020)																	
16879	BALNEARIO CAMBORIU CENTRO	10/01/1971	Active	77	2	2	0	0.00%	67	0	0			VP	0		\$1,000.00
Exc Award (06/30/2017, 06/30/2018, 06/30/2020)																	
57103	BALNEARIO CAMBORIU CL GOV CE G	06/23/1995	Active	15	0	3	-3	-16.67%	16	0	2		2	R	VP	4	
Exc Award (06/30/2017, 06/30/2024)																	
141609	Balneario Camboriu Helen Keller	06/18/2020	Active	38	8	13	-5	-11.63%	40	3	2			N	T	0	
Exc Award (06/30/2023)																	
37163	BALNEARIO CAMBORIU LEAO DO MAR	05/31/1979	Active	9	0	7	-7	-43.75%	16	2	2		2	R	SC	0	90+ Days
49732	BALNEARIO CAMBURIU BARRA SUL	06/30/1989	Active	32	0	0	0	0.00%	31		9			N		3	90+ Days
Exc Award (06/30/2017, 06/30/2019, 06/30/2020)																	
115356	BARRA VELHA SÃO JOÃO DO ITAPERIÚ	10/26/2011	Active	17	0	0	0	0.00%	17		14			IP		1	
16881	BLUMENAU CIDADE JARDIM	01/11/1971	Active	13	4	7	-3	-18.75%	14	10	0			R	VP,SC	0	
37123	BLUMENAU DOUTOR BLUMENAU	05/21/1979	Active	26	0	9	-9	-25.71%	34	5	3			R		0	
Exc Award (06/30/2016, 06/30/2017, 06/30/2020)																	
34648	BLUMENAU GARCIA	11/17/1977	Active	16	0	0	0	0.00%	15		9		3	R		4	90+ Days
Exc Award (06/30/2016, 06/30/2017)																	
122179	Blumenau Integração	05/12/2014	Active	48	2	8	-6	-11.11%	42	3	0		None	N	P	3	
Exc Award (06/30/2016, 06/30/2017, 06/30/2020)																	
16882	BLUMENAU SUL	12/14/1962	Active	8	0	0	0	0.00%	9		1		2	R		4	
Exc Award (06/30/2019)																	
148580	Bombinhas - Autismo	10/11/2021	Active	20	3	4	-1	-4.76%	23	1	1			N	SC	0	90+ Days



Club Health Assessment for District LD 5 through March 2025

			Status	Membership							Reports					Finance	LCIF
Club Number	Club Name	Charter Date		Current Member Count	YTD Members Added	YTD Members Dropped	YTD Net Growth	YTD Net Growth%	Member Count 12 Months Ago	Avg. length of service for dropped members	Months Since Last MMR ***	Yrs. Since Last Officer Report	President Rotation	Vice President Reported ****	Months Since Last Activity Report ***	Account Balance	Donations for current Fiscal Year
			Number of times on status quo within last two years	If below 15 members appears				If net loss is greater than 20% appears			If no report in 3 months appears	When more than one year appears in	Number of repeat terms	Notes the officers that do not have an active	If no report at 12 months appears in red		
Exc Award (06/30/2023)																	
16884	BRUSQUE BERCO DA FIACAO	11/27/1972	Active	19	2	6	-4	-17.39%	23	14	1			N	M,SC	0	\$20.00
Exc Award (06/30/2018)																	
16883	BRUSQUE CENTRO	01/18/1954	Active	19	0	1	-1	-5.00%	20	18	3			N	M,SC	3	
Exc Award (06/30/2019)																	
119735	Camboriu	06/21/2013	Active	15	2	1	1	7.14%	14	3	0			IP		0	\$783.44
149346	Canoinhas Amor a Vida	01/06/2022	Active(2)	8	0	0	0	0.00%	8		14		None		P,S,T,M,VP SC M	N/R	90+ Days
45327	CANOINHAS OURO VERDE	08/29/1985	Active	34	2	5	-3	-8.11%	35	16	3		4	N		0	
Exc Award (06/30/2016, 06/30/2018, 06/30/2019)																	
48103	CIDADE DE JOINVILLE	02/04/1988	Active	22	0	3	-3	-12.00%	22	6	2			N	M,SC	1	\$16.04
Exc Award (06/30/2016, 06/30/2019)																	
16887	CORUPA	10/21/1967	Active	45	2	3	-1	-2.17%	46	20	1			N	M	0	
Exc Award (06/30/2016, 06/30/2017, 06/30/2019)																	
16893	GASPAR	11/06/1961	Active	16	0	0	0	0.00%	18		4		2		S,T,M,VP,SC	4	\$18.84
Exc Award (06/30/2016, 06/30/2017)																	
36385	ITAIOPOLIS	12/26/1978	Active	46	5	0	5	12.20%	22		1			N		0	
16896	ITAJAI	05/15/1953	Active	25	3	5	-2	-7.41%	22	9	0				M,VP,SC	0	\$1,023.24
Exc Award (06/30/2019)																	
149746	Itajaí Aliança	02/07/2022	Active	13	0	5	-5	-27.78%	18	1	8			N		4	90+ Days
32092	ITAJAI PRAIA	04/07/1976	Active	35	2	1	1	2.94%	33	16	2			N	M,VP,SC	0	
Exc Award (06/30/2016)																	
16895	ITAJAI SUL	02/01/1969	Active	20	5	0	5	33.33%	14		5		2	R		0	\$1,003.21
16897	ITAJAI VERDE VALE	03/29/1972	Active	25	6	2	4	19.05%	21	16	0		2	N		0	
Exc Award (06/30/2018, 06/30/2024)																	
56456	ITAPEMA	01/18/1995	Active	29	5	14	-9	-23.68%	36	5	1			N		3	\$37.68
Exc Award (06/30/2017)																	
16899	JARAGUA DO SUL	02/10/1962	Active	13	6	1	5	62.50%	7	2	0			N		12	
131224	Joinville Iririu	06/20/2017	Active	17	0	3	-3	-15.00%	21	5	6			N	SC	0	



Club Health Assessment for District LD 5 through March 2025

			Status	Membership							Reports					Finance		LCIF
Club Number	Club Name	Charter Date		Current Member Count	YTD Members Added	YTD Members Dropped	YTD Net Growth	YTD Net Growth%	Member Count 12 Months Ago	Avg. length of service for dropped members	Months Since Last MMR ***	Yrs. Since Last Officer Report	President Rotation	Vice President Reported ****	Months Since Last Activity Report ***	Account Balance	Donations for current Fiscal Year	
			Number of times on status quo within last two years	If below 15 members appears				If net loss is greater than 20% appears			If no report in 3 months appears in	When more than one year appears in	Number of repeat terms	Notes the officers that do not have an active	If no report at 12 months appears in red			
57450	MAFRA CENTRO Exc Award (06/30/2018)	10/24/1995	Active(1)	1	1	1	0	0.00%	2	2	2		None	P,T,M,VP,SC	14			
140870	Mafra Flora Animal	02/24/2020	Active(2)	10	0	0	0	0.00%	10		11		None	P,S,T,M,VP SC	N/A	90+ Days		
38307	MAFRA PEROLA DO PLANALTO Exc Award (06/30/2016, 06/30/2017, 06/30/2018)	04/01/1980	Active	22	4	4	0	0.00%	20	2	3		N		0		\$1,000.95	
136264	Monte Castelo Sustentabilidade Social	09/04/2018	Active(3)	15	0	0	0	0.00%	15		9		N		21	90+ Days		
59748	NAVEGANTES Exc Award (06/30/2024)	06/25/1997	Active	54	0	1	-1	-1.82%	55	8	1		N	M,SC	1		\$2,212.48	
16906	PRESIDENTE GETULIO Exc Award (06/30/2018, 06/30/2019)	06/23/1962	Active	20	0	1	-1	-4.76%	23	43	2		5	R	M,SC	17		
16908	RIO DO SUL BELA ALIANCA Exc Award (06/30/2016, 06/30/2017, 06/30/2018)	11/01/1971	Active	48	8	1	7	17.07%	39	1	4		N	VP	0		\$1,000.00	
37340	RIO NEGRINHO Exc Award (06/30/2016, 06/30/2023)	06/25/1979	Active	51	0	0	0	0.00%	50		10		N	VP	0		\$984.80	
16910	SAO BENTO DO SUL Exc Award (06/30/2016, 06/30/2019)	05/27/1967	Active	42	3	4	-1	-2.33%	44	12	2		3	M,VP,SC	14			
16911	SAO FRANCISCO DO SUL Exc Award (06/30/2016, 06/30/2022)	04/10/1954	Active	37	0	8	-8	-17.78%	45	14	1		None	N	P,SC	10	\$2,074.01	
16913	TAIO Exc Award (06/30/2016, 06/30/2018)	06/15/1969	Active	28	0	0	0	0.00%	28		13		N	M,VP,SC	15		\$14.61	
16914	TIJUCAS	08/15/1956	Active	40	2	8	-6	-13.04%	45	3	0		N	M,SC	0			
16915	TIMBO Exc Award (06/30/2017)	06/18/1966	Active	29	3	0	3	11.54%	23		1		N		4			
128007	Tres Barras Exc Award (06/30/2017, 06/30/2022)	06/20/2016	Active	22	3	6	-3	-12.00%	17	8	1		2	N	1		\$1,001.37	
125241	UNC Campus Canoinhas Exc Award (06/30/2016)	06/23/2015	P- Active(1)	14	0	0	0	0.00%	14		13	1	None	P,S,T,M,VP SC	15	90+ Days		



Club Health Assessment for District LD 5 through March 2025

			Status							Membership					Reports					Finance		LCIF																																																																																																																																																																																																																																																																																																																																																																																																																																																																																																																																																																														
Club Number	Club Name	Charter Date																																																																																																																																																																																																																																																																																																																																																																																																																																																																																																																																																																																																		

* - P - Priority Club. Cancellation Reasons: 1-Objectives/conduct, 2-Non-active club, 5-Non-existing club, 6-Disbanding, 7-Merger, 8-Financial Suspension, 9-District/Multiple District Dues.

** - Abbreviation: P-President, S-Secretary, T-Treasurer, M-Member Chairperson, VP-First Vice President, MC-Communications Chairperson, SC-Service Chairperson

*** - Abbreviation: N/R - Never reported using the Lions Clubs website, N/A - Not applicable, No password registered for the Lions Clubs website.

**** - Abbreviation: N - New, IP - Immediate Past, R - Repeat.




Club Health Assessment for District LD 6 through March 2025

			Status	Membership							Reports					Finance		LCIF
Club Number	Club Name	Charter Date		Current Member Count	YTD Members Added	YTD Members Dropped	YTD Net Growth	YTD Net Growth%	Member Count 12 Months Ago	Avg. length of service for dropped members	Months Since Last MMR ***	Yrs. Since Last Officer Report	President Rotation	Vice President Reported ****	Months Since Last Activity Report ***	Account Balance	Donations for current Fiscal Year	
			Number of times on status quo within last two years	If below 15 members appears				If net loss is greater than 20% appears			If no report in 3 months appears in	When more than one year appears in	Number of repeat terms		Notes the officers that do not have an active	If no report at 12 months appears in red		
Clubs less than two years old																		
171879	Itambe	05/30/2024	Active	27	1	1	0	0.00%	0	0	3		2	R	VP	3	90+ Days	
Clubs more than two years old																		
37829	ALTO PARANA	12/12/1979	Cancelled(8*)	0	0	12	-12	-100.00%	12	15	3	1	None		P,S,T,M,VP SC	10	90+ Days	
31940	ALTONIA	03/29/1976	Active	26	2	2	0	0.00%	23	1	1			R	S,SC	8		
17457	APUCARANA	07/17/1955	Active(1)	22	0	0	0	0.00%	23		9			R	S,VP,SC	7		
57505	APUCARANA VITORIA REGIA	11/30/1995	Active	19	0	1	-1	-5.00%	20	6	8			R		0		
Exc Award (06/30/2017)																		
17458	ARAPONGAS	10/24/1957	Active	61	23	6	17	38.64%	44	14	1			R		0		\$960.00
Exc Award (06/30/2023)																		
31150	ASTORGA	08/29/1975	Active	8	0	0	0	0.00%	8		11		2	R	M,VP,SC	15	90+ Days	
17459	BANDEIRANTES	06/29/1961	Active	22	0	2	-2	-8.33%	23	10	7		2	R		6		
34582	BANDEIRANTES IARA	10/25/1977	Cancelled(8*)	0	0	16	-16	-100.00%	16	23	3		None		P,S,T,M,VP SC	17	90+ Days	
17460	CAMBARA	04/03/1954	Active	48	0	7	-7	-12.73%	44	6	0			N	SC	1		\$1,047.09
Exc Award (06/30/2023)																		
17462	CAMBE	05/01/1961	Active	11	0	0	0	0.00%	11		0				S,T,M,VP,SC	16	90+ Days	
43629	CAMBE ALIANCA	03/12/1984	Active	17	2	0	2	13.33%	15		0			N		0		\$1,000.00
17461	CAMPO MOURAO	11/24/1967	Active	55	2	2	0	0.00%	53	10	2			N	M,SC	0		
17464	CIANORTE	05/01/1963	Active(1)	25	3	9	-6	-19.35%	25	5	1		2	N	M,VP,SC	0		
125952	Cianorte Sem Fronteira	10/14/2015	Cancelled(6*)	0	0	3	-3	-100.00%	7	7	3	1	None		P,S,T,M,VP SC	18		
17466	CIDADE GAUCHA	09/03/1966	Active	41	0	0	0	0.00%	36		4			R	M,SC	1		
17467	COLORADO	06/06/1970	Active(1)	1	0	0	0	0.00%	1		11		4		M,VP,SC	24+		
17463	CORNELIO PROCOPIO	11/07/1954	Active	32	0	13	-13	-28.89%	43	6	0			N	M	0		
Exc Award (06/30/2023)																		
17465	CRUZEIRO DO OESTE	11/09/1955	Active	52	4	7	-3	-5.45%	45	6	1			N		0		
29537	IPORA	06/28/1974	Active	45	0	1	-1	-2.17%	46	1	5			R		11		



Club Health Assessment for District LD 6 through March 2025

			Status	Membership							Reports					Finance		LCIF
Club Number	Club Name	Charter Date		Current Member Count	YTD Members Added	YTD Members Dropped	YTD Net Growth	YTD Net Growth%	Member Count 12 Months Ago	Avg. length of service for dropped members	Months Since Last MMR ***	Yrs. Since Last Officer Report	President Rotation	Vice President Reported ****	Months Since Last Activity Report ***	Account Balance	Donations for current Fiscal Year	
			Number of times on status quo within last two years	If below 15 members appears				If net loss is greater than 20% appears			If no report in 3 months appears in	When more than one year appears in	Number of repeat terms	Notes the officers that do not have an active	If no report at 12 months appears in red			
Exc Award (06/30/2023)																		
38462	IVAIPORA	05/01/1980	Active	5	0	0	0	0.00%	5		11		15	M,VP,SC	0			
117275	JACAREZINHO SOLIDARIO	06/21/2012	Cancelled(8*)	0	0	3	-3	-100.00%	3	11	3		None	P,S,T,M,VP SC	N/R	90+ Days		
63235	JANDAIA DO SUL	05/30/2000	Active	20	0	10	-10	-33.33%	30	15	3		2	N	M,VP	17		
17476	LONDRINA CENTRO	10/30/1954	Active	19	0	0	0	0.00%	16		9		6	R	P,SC	9		
17477	LONDRINA IGAPO	05/26/1969	Active	19	0	10	-10	-34.48%	20	5	2			R	SC	16	90+ Days	
31348	LONDRINA INDEPENDENCIA	11/18/1975	Active(1)	20	0	3	-3	-13.04%	24	12	3		2		M,VP,SC	0		
Exc Award (06/30/2017)																		
17480	MANDAGUARI	03/16/1970	Active	40	0	5	-5	-11.11%	36	4	5			N	T,VP	6	\$1,000.00	
121145	Marialva Instituto Vicentinos	01/15/2014	Active(2)	12	0	1	-1	-7.69%	11	4	3		None	P,VP	9	90+ Days		
17481	MARINGA	04/16/1955	Active	24	2	4	-2	-7.69%	26	7	0			R		0	\$2,020.00	
Exc Award (06/30/2023)																		
34104	MARINGA CATEDRAL	06/21/1977	Active	13	5	4	1	8.33%	12	22	0		4	N	M,SC	24+		
32224	MARINGA CIDADE CANCAO	05/12/1976	Active	40	3	22	-19	-32.20%	48	5	0			N		0	\$1,000.00	
57506	MARINGA CRISTAL	11/27/1995	Active	19	2	2	0	0.00%	15	11	1			N		4		
78131	MARINGA HELEN KELLER	01/26/2004	Active	22	0	3	-3	-12.00%	25	14	5		16	R	M,VP,SC	1		
63218	MARINGA PIONEIROS	05/24/2000	Active	18	0	4	-4	-18.18%	19	11	0		2		P,T,M,VP,SC	18		
17482	NOVA ESPERANCA	11/07/1970	Cancelled(8*)	0	0	15	-15	-100.00%	15	9	16	4	None	P,S,T,M,VP SC	24+	90+ Days		
17484	PARANAVAI	09/14/1963	Active	13	1	1	0	0.00%	10	0	4				M,VP,SC	0		
41514	PEABIRU	06/23/1982	Active	46	0	0	0	0.00%	40		3			N	VP	0		
29538	PEROLA	06/28/1974	Active	55	1	17	-16	-22.54%	51	3	0			N		1	90+ Days	
Exc Award (06/30/2023)																		
108603	RIBEIRÃO DO PINHAL	06/15/2010	Active(1)	10	0	2	-2	-16.67%	14	5	0		2		T,M,VP,SC	15	90+ Days	
Exc Award (06/30/2018)																		
17488	ROLANDIA	09/10/1956	Active	48	0	4	-4	-7.69%	53	3	3			N	T	9	90+ Days	
Exc Award (06/30/2017, 06/30/2018)																		
38463	SANTA FE	05/29/1980	Active	27	0	0	0	0.00%	27		4			N	T,VP	1		



Club Health Assessment for District LD 6 through March 2025

			Status							Membership							Reports					Finance		LCIF
Club Number	Club Name	Charter Date		Current Member Count	YTD Members Added	YTD Members Dropped	YTD Net Growth	YTD Net Growth%	Member Count 12 Months Ago	Avg. length of service for dropped members	Months Since Last MMR ***	Yrs. Since Last Officer Report	President Rotation	Vice President Reported ****	Months Since Last Activity Report ***	Account Balance	Donations for current Fiscal Year							
			Number of times on status quo within last two years	If below 15 members appears				If net loss is greater than 20% appears			If no report in 3 months appears in	When more than one year appears in	Number of repeat terms	Notes the officers that do not have an active	If no report at 12 months appears in red									
17490	SANTA MARIANA	12/09/1961	Active	25	2	0	2	8.70%	23		5		None	R	P,T,VP,SC	16	90+ Days							
17492	SANTO ANTONIO DA PLATINA	06/15/1954	Active	18	0	2	-2	-10.00%	20	5	6			N	P,M,VP,SC	0								
40365	SERTANOPOLIS	09/03/1981	Active	20	0	1	-1	-4.76%	17	9	8			N		8								
17495	TERRA BOA	03/27/1965	Active	24	0	0	0	0.00%	24		5			N	M,VP,SC	0								
17498	UMUARAMA	04/21/1964	Active	37	0	0	0	0.00%	32		9				M,VP,SC	6								
Current Total Clubs Count	YTD New Clubs Count	YTD Cancelled Clubs Count	YTD Net Club Gain	Current Total Members Count	YTD Add	YTD Drop	YTD Net Growth	YTD Net Growth %	Member Count 12 Months Ago	Average Member Count Per Club	% of Clubs with less than 20 members	% No MMR in 3 Months	% No Officer Report in 12 Months	% of Clubs with balance 90+ days	Number of Clubs in Status Quo	% Status Quo Clubs in Financial Suspension	Number of Cancelled Clubs	Average Cancelled Club Age	Members Lost Due to Cancellation	% of Clubs Cancelled for Non-Financial Reasons				
41	0	5	-5	1,106	53	195	-142	-11.38%	1,111	27	37%	59%	0%	22%	0	0%	5	34	49	20%				

* - P - Priority Club. Cancellation Reasons: 1-Objectives/conduct, 2-Non-active club, 5-Non-existing club, 6-Disbanding, 7-Merger, 8-Financial Suspension, 9-District/Multiple District Dues.

** - Abbreviation: P-President, S-Secretary, T-Treasurer, M-Member Chairperson, VP-First Vice President, MC-Communications Chairperson, SC-Service Chairperson

*** - Abbreviation: N/R - Never reported using the Lions Clubs website, N/A - Not applicable, No password registered for the Lions Clubs website.

**** - Abbreviation: N - New, IP - Immediate Past, R - Repeat.



Club Health Assessment for District LD 7 through March 2025

			Status	Membership							Reports					Finance		LCIF
Club Number	Club Name	Charter Date		Current Member Count	YTD Members Added	YTD Members Dropped	YTD Net Growth	YTD Net Growth%	Member Count 12 Months Ago	Avg. length of service for dropped members	Months Since Last MMR ***	Yrs. Since Last Officer Report	President Rotation	Vice President Reported ****	Months Since Last Activity Report ***	Account Balance	Donations for current Fiscal Year	
			Number of times on status quo within last two years	If below 15 members appears				If net loss is greater than 20% appears			If no report in 3 months appears in	When more than one year appears in	Number of repeat terms	Notes the officers that do not have an active	If no report at 12 months appears in red			
Clubs less than two years old																		
171726	Aratiba	05/29/2024	Active	28	10	2	8	40.00%	0	1	0		2	M,VP,SC	1			
158113	São José do Ouro - Cidade do Ouro	05/16/2024	Active	28	2	4	-2	-6.67%	0	0	3		2	M,VP,SC	0		\$1,020.74	
172016	Sertão Renascer	06/24/2024	Active	24	4	0	4	20.00%	0		5		2	R	6			
Clubs more than two years old																		
34290	ANTONIO PRADO	06/29/1977	Active	45	0	0	0	0.00%	43		6			M,VP,SC	0		\$264.07	
33706	ARVOREZINHA	04/26/1977	Active(1)	24	2	2	0	0.00%	20	5	4		3	T,M,VP,SC	0		\$20.00	
35756	BARRACAO	06/14/1978	Active	61	7	0	7	12.96%	55		4			N	M,SC	0		
60117	BENTO GONCALVES CIDADE DO VINHO Exc Award (06/30/2023)	12/03/1997	Active	19	0	0	0	0.00%	17		5			N		0	\$2,455.49	
60216	BENTO GONCALVES FEMINA INTEGRACAO Exc Award (06/30/2023)	12/30/1997	Active	26	2	0	2	8.33%	17		4		2	R		0		
17501	BENTO GONCALVES INDUSTRIAL	03/16/1970	Active	12	0	0	0	0.00%	12		7			R	M	5	\$82.55	
61338	BOM JESUS	12/09/1998	Active	13	0	0	0	0.00%	13		7		2		T,M,VP,SC	15		
43154	CACIQUE DOBLE	11/14/1983	Active	40	3	0	3	8.11%	37		1		2	N	VP	0	\$18.92	
17507	CARAZINHO CENTRO Exc Award (06/30/2016, 06/30/2017)	10/29/1959	Active	23	2	3	-1	-4.17%	23	7	3			R		5	\$1,037.91	
17503	CARAZINHO GLORIA Exc Award (06/30/2017, 06/30/2023)	06/26/1966	Active	53	5	0	5	10.42%	47		4			N	VP,SC	0	\$2,000.15	
50705	CARAZINHO INDUSTRIAL Exc Award (06/30/2017)	06/25/1990	Active	35	2	3	-1	-2.78%	36	1	0		2	R	M	0	\$1,003.54	
17505	CARLOS BARBOSA Exc Award (06/30/2023)	06/26/1965	Active	34	2	0	2	6.25%	32		5			N		0	\$1,057.89	
34106	CASCA Exc Award (06/30/2023)	06/21/1977	Active	48	5	1	4	9.09%	36	7	4			N	P,SC	5	\$483.56	
17509	CAXIAS DO SUL 1875	12/06/1960	Active	25	3	2	1	4.17%	24	29	0			N	M,SC	0	90+ Days \$1,100.03	



Club Health Assessment for District LD 7 through March 2025

			Status	Membership							Reports					Finance	LCIF
Club Number	Club Name	Charter Date		Current Member Count	YTD Members Added	YTD Members Dropped	YTD Net Growth	YTD Net Growth%	Member Count 12 Months Ago	Avg. length of service for dropped members	Months Since Last MMR ***	Yrs. Since Last Officer Report	President Rotation	Vice President Reported ****	Months Since Last Activity Report ***	Account Balance	Donations for current Fiscal Year
			Number of times on status quo within last two years	If below 15 members appears				If net loss is greater than 20% appears			If no report in 3 months appears in	When more than one year appears in	Number of repeat terms	Notes the officers that do not have an active	If no report at 12 months appears in red		
Exc Award (06/30/2023)																	
108517	CAXIAS DO SUL EDUCACÃO E CULTURA	05/28/2010	Active	19	2	1	1	5.56%	19	12	5			N	0		\$742.12
77305	CAXIAS DO SUL FORQUETA	06/25/2003	Active	20	0	0	0	0.00%	20		11			N	0		\$1,192.83
Exc Award (06/30/2017, 06/30/2018)																	
17504	CAXIAS DO SUL SAO PELEGRINO	03/31/1968	Active	16	1	3	-2	-11.11%	18	41	0		2	N	M,SC	4	\$1,060.78
17510	CONSTANTINA	06/29/1968	Active	48	10	2	8	20.00%	40	10	1			N	M	2	\$1,034.39
Exc Award (06/30/2023)																	
17511	COTIPORA	09/01/1971	Active	25	2	0	2	8.70%	24		5			N		0	\$76.07
Exc Award (06/30/2016, 06/30/2018, 06/30/2020)																	
131316	Coxilha Centenario	06/20/2017	Active	26	7	0	7	36.84%	19		1			N	M	0	\$20.64
17515	ERECHIM CINQUENTENARI	04/04/1968	Active	51	3	0	3	6.25%	49		1			N		0	\$2,258.72
Exc Award (06/30/2023)																	
41350	ERVAL GRANDE	05/25/1982	Active	30	0	0	0	0.00%	27		8			N	M,VP,SC	6	90+ Days
47425	ESMERALDA	06/09/1987	Active	22	4	0	4	22.22%	18		4			N	VP	2	
17512	ESPUMOSO	04/05/1964	Active	49	2	3	-1	-2.00%	42	1	1			N	M,VP	0	
139640	Fagundes Varela	10/24/2019	Active	33	12	3	9	37.50%	24	0	3		None		P,VP,SC	0	
17514	FARROUPILHA	08/05/1960	Active	38	2	5	-3	-7.32%	38	6	0			R	M	0	
42804	FARROUPILHA IMIGRANTE	06/29/1983	Active	24	1	0	1	4.35%	24		5			N		4	\$1,000.10
17516	FLORES DA CUNHA	05/06/1960	Active	76	4	1	3	4.11%	70	12	0			N	M,SC	0	\$4,961.47
Exc Award (06/30/2023)																	
37832	FONTOURA XAVIER	12/26/1979	Active	19	0	0	0	0.00%	19		12		3		S,T,M,VP,SC	19	
17517	GARIBALDI	08/29/1959	Active	34	5	2	3	9.68%	30	8	1			N		0	\$216.97
35757	GAURAMA	06/26/1978	Active	28	3	5	-2	-6.67%	25	20	0				VP,SC	0	\$5.16
Exc Award (06/30/2016, 06/30/2017, 06/30/2020)																	
43495	GETULIO VARGAS CENTRO	02/10/1984	Active	25	4	0	4	19.05%	19		5		2	R		2	\$1,019.02
Exc Award (06/30/2023)																	
17520	GUAPORE	05/11/1960	Active	40	4	4	0	0.00%	44	4	2			N	M	4	\$324.89



Club Health Assessment for District LD 7 through March 2025

			Status	Membership						Reports					Finance	LCIF	
Club Number	Club Name	Charter Date		Current Member Count	YTD Members Added	YTD Members Dropped	YTD Net Growth	YTD Net Growth%	Member Count 12 Months Ago	Avg. length of service for dropped members	Months Since Last MMR ***	Yrs. Since Last Officer Report	President Rotation	Vice President Reported ****	Months Since Last Activity Report ***	Account Balance	Donations for current Fiscal Year
			Number of times on status quo within last two years	If below 15 members appears				If net loss is greater than 20% appears			If no report in 3 months appears in	When more than one year appears in	Number of repeat terms	Notes the officers that do not have an active	If no report at 12 months appears in red		
29857	IBIRAIARAS	10/08/1974	Active	49	7	0	7	16.67%	50		2			N	0		\$59.06
63220	ILOPOLIS	05/24/2000	Active	28	2	0	2	7.69%	25		2			N	6		\$39.12
	Exc Award (06/30/2024)																
105605	JAQUIRANA	06/15/2009	Active	21	0	0	0	0.00%	21		11		2	N	M,VP,SC	0	\$53.65
17521	LAGOA VERMELHA	06/27/1966	Active	37	0	0	0	0.00%	37		7		2	N	M	8	\$72.22
	Exc Award (06/30/2023)																
119546	Lagoa Vermelha Azaleias	06/05/2013	Active	14	0	2	-2	-12.50%	17	4	7			N	P,SC	8	\$57.78
146063	LAGOA VERMELHA MELVIN JONES	05/20/2021	Active	28	2	3	-1	-3.45%	27	2	0			N	P,M	0	\$19.12
59571	MACHADINHO	05/20/1997	Active	24	0	0	0	0.00%	24		20			N	P,M,SC	5	
17522	MARAU	10/14/1960	Active	65	5	2	3	4.84%	61	10	4			N		0	\$1,076.38
17523	NAO ME TOQUE	09/03/1960	Active	29	2	3	-1	-3.33%	33	8	1			N	M,VP,SC	1	\$1,124.14
45128	NONOAI	06/25/1985	Active	52	2	9	-7	-11.86%	53	4	0			N		0	\$1,268.47
	Exc Award (06/30/2016, 06/30/2017, 06/30/20)																
32807	NOVA BASSANO	10/12/1976	Active	28	3	2	1	3.70%	28	34	3				VP,SC	0	\$1,249.55
	Exc Award (06/30/2016)																
17525	NOVA PRATA	04/26/1959	Active	26	4	6	-2	-7.14%	32	1	4				M,VP,SC	0	\$243.08
37432	PAIM FILHO	07/02/1979	Active	19	0	6	-6	-24.00%	25	5	8		2		M,VP,SC	7	
56909	PARAI	05/16/1995	Active	25	0	0	0	0.00%	24		9			N	VP,SC	1	\$27.81
59751	PASSO FUNDO 2000	06/23/1997	Active	21	1	2	-1	-4.55%	21	9	5				M,VP,SC	8	\$39.87
59817	PASSO FUNDO ALVORADA	06/30/1997	Active	28	2	0	2	7.69%	30		0			N		0	\$861.64
	Exc Award (06/30/2023)																
54560	PASSO FUNDO AMIZADE	06/07/1993	Active	27	2	2	0	0.00%	27	34	5		2	R		0	\$454.93
	Exc Award (06/30/2018, 06/30/2023)																
17526	PASSO FUNDO CENTRO	12/20/1958	Active	46	2	0	2	4.55%	44		0			N		0	\$1,096.72
47390	PASSO FUNDO INDEPENDENCIA	05/28/1987	Active	15	0	1	-1	-6.25%	16	15	5			N		1	\$17.38
	Exc Award (06/30/2017)																



Club Health Assessment for District LD 7 through March 2025

			Status	Membership							Reports					Finance		LCIF
Club Number	Club Name	Charter Date		Current Member Count	YTD Members Added	YTD Members Dropped	YTD Net Growth	YTD Net Growth%	Member Count 12 Months Ago	Avg. length of service for dropped members	Months Since Last MMR ***	Yrs. Since Last Officer Report	President Rotation	Vice President Reported ****	Months Since Last Activity Report ***	Account Balance	Donations for current Fiscal Year	
			Number of times on status quo within last two years	If below 15 members appears				If net loss is greater than 20% appears			If no report in 3 months appears in	When more than one year appears in	Number of repeat terms	Notes the officers that do not have an active	If no report at 12 months appears in red			
50030	PASSO FUNDO INTEGRACAO	12/20/1989	Active	37	0	0	0	0.00%	34		2		2	R	T,M,SC	4	\$340.09	
	Exc Award (06/30/2017, 06/30/2024)																	
124785	Ronda Alta 2015	05/08/2015	Active	3	0	10	-10	-76.92%	13	4	0		3		S,T,M,VP,SC	23	90+ Days	
17528	SANANDUVA	01/31/1961	Active	57	9	0	9	18.75%	49		1			N	SC	0	\$134.58	
51785	SAO JOAO DA URTIGA	06/20/1991	Active	36	0	3	-3	-7.69%	39	12	5			N	P,M,SC	4	\$1,000.10	
29858	SAO JOSE DO OURO	10/08/1974	Active	25	5	2	3	13.64%	24	13	1			N	M,SC	0	\$2,130.86	
62069	SAO MARCOS	06/10/1999	Active	35	0	0	0	0.00%	31		4			N	SC	2	\$1,059.94	
	Exc Award (06/30/2016, 06/30/2017, 06/30/2024)																	
17530	SARANDI	10/11/1967	Active	23	0	0	0	0.00%	24		7			N		7	\$70.00	
34097	SELBACH	06/21/1977	Active	18	5	1	4	28.57%	12	2	4			N		3	\$219.00	
17531	SERAFINA CORREA	11/09/1969	Active	68	12	8	4	6.25%	64	16	0			N	M	0	\$2,630.11	
	Exc Award (06/30/2016, 06/30/2017, 06/30/2024)																	
59753	SEVERIANO DE ALMEIDA	06/23/1997	Active	33	2	0	2	6.45%	31		3			N		0	\$1,000.12	
17532	SOLEDADE	06/05/1960	Active	86	0	8	-8	-8.51%	74	2	0			N	SC	5	\$393.47	
	Exc Award (06/30/2016, 06/30/2024)																	
17533	TAPEJARA	03/07/1964	Active	38	3	3	0	0.00%	38	4	2		2	N		2	\$1,190.01	
	Exc Award (06/30/2023)																	
83048	TAPEJARA MULHER	06/30/2004	Active(1)	11	0	0	0	0.00%	11		14		3	N	M,VP,SC	24+	\$42.29	
17534	TAPERA	06/27/1963	Active	29	1	0	1	3.57%	25		5				M,VP,SC	1		
125259	Três Palmeiras	06/29/2015	Active	15	5	0	5	50.00%	13		2				M,VP,SC	7		
	Exc Award (06/30/2016, 06/30/2017)																	
17535	VACARIA	10/10/1957	Active	58	1	1	0	0.00%	50	0	6			N		0	\$228.52	
	Exc Award (06/30/2017, 06/30/2024)																	
117891	VACARIA LEONAS	09/25/2012	Active	24	0	1	-1	-4.00%	23	1	4			N		0	\$1,019.02	
	Exc Award (06/30/2018)																	
17536	VERANOPOLIS	11/23/1958	Active	37	2	1	1	2.78%	37	0	7			N		0		
	Exc Award (06/30/2018)																	
31704	VIADUTOS	02/06/1976	Active	24	6	0	6	33.33%	19		4		2	R	T,M,SC	0	\$105.92	



Club Health Assessment for District LD 7 through March 2025

			Status	Membership							Reports					Finance	LCIF
Club Number	Club Name	Charter Date		Current Member Count	YTD Members Added	YTD Members Dropped	YTD Net Growth	YTD Net Growth%	Member Count 12 Months Ago	Avg. length of service for dropped members	Months Since Last MMR ***	Yrs. Since Last Officer Report	President Rotation	Vice President Reported ****	Months Since Last Activity Report ***	Account Balance	Donations for current Fiscal Year
			Number of times on status quo within last two years	If below 15 members appears				If net loss is greater than 20% appears			If no report in 3 months appears in	When more than one year appears in	Number of repeat terms	Notes the officers that do not have an active	If no report at 12 months appears in red		
59795	VICTOR GRAEFF	06/26/1997	Active	19	0	0	0	0.00%	19		4			M,VP,SC	4		

Clubs Cancelled Previous Fiscal Year – Clubs Cancelled within last 12 months may be reinstated

Club Number	Club Name	Charter Date	Current Status*	Cancellation Date
48777	ERECHIM IMIGRANTES	06/29/1988	Cancelled(6*)	05/29/2024

Current Total Clubs Count	YTD New Clubs Count	YTD Cancelled Clubs Count	YTD Net Club Gain	Current Total Members Count	YTD Add	YTD Drop	YTD Net Growth	YTD Net Growth %	Member Count 12 Months Ago	Average Member Count Per Club	% of Clubs with less than 20 members	% No MMR in 3 Months	% No Officer Report in 12 Months	% of Clubs with balance 90+ days	Number of Clubs in Status Quo	% Status Quo Clubs in Financial Suspension	Number of Cancelled Clubs	Average Cancelled Club Age	Members Lost Due to Cancellation	% of Clubs Cancelled for Non-Financial Reasons
75	0	0	0	2,419	200	122	78	3.33%	2,206	32	19%	61%	0%	4%	0	0%	0	0	0	0%

* - P - Priority Club. Cancellation Reasons: 1-Objectives/conduct, 2-Non-active club, 5-Non-existing club, 6-Disbanding, 7-Merger, 8-Financial Suspension, 9-District/Multiple District Dues.

** - Abbreviation: P-President, S-Secretary, T-Treasurer, M-Member Chairperson, VP-First Vice President, MC-Communications Chairperson, SC-Service Chairperson

*** - Abbreviation: N/R - Never reported using the Lions Clubs website, N/A - Not applicable, No password registered for the Lions Clubs website.

**** - Abbreviation: N - New, IP - Immediate Past, R - Repeat.



Club Health Assessment for District LD 8 through March 2025

			Status	Membership							Reports					Finance		LCIF
Club Number	Club Name	Charter Date		Current Member Count	YTD Members Added	YTD Members Dropped	YTD Net Growth	YTD Net Growth%	Member Count 12 Months Ago	Avg. length of service for dropped members	Months Since Last MMR ***	Yrs. Since Last Officer Report	President Rotation	Vice President Reported ****	Months Since Last Activity Report ***	Account Balance	Donations for current Fiscal Year	
			Number of times on status quo within last two years	If below 15 members appears				If net loss is greater than 20% appears			If no report in 3 months appears in	When more than one year appears in	Number of repeat terms	Notes the officers that do not have an active	If no report at 12 months appears in red			
Clubs less than two years old																		
171813	Bom Jesus	06/13/2024	Active	24	0	1	-1	-4.00%	0	1	7		2	VP	3			
171853	Calmon	06/13/2024	Active	27	1	11	-10	-27.03%	0	0	4		2	M,VP,SC	1			
177704	Chapecó Desbravador	08/20/2024	Active	27	27	0	27	100.00%	0		2		N	M,SC	0			
154795	Santa Helena Cidade das Flores Exc Award (06/30/2024)	06/23/2023	Active	21	0	0	0	0.00%	18		8		3	R M	4			
172083	Sao Joao do Oeste	06/13/2024	Active	50	5	2	3	6.38%	0	1	3		2	R M,SC	0			
172014	Sul Brasil	06/20/2024	Active	34	3	1	2	6.25%	0	0	3		2	M,VP,SC	0	90+ Days		
Clubs more than two years old																		
39176	ABELARDO LUZ Exc Award (06/30/2017, 06/30/2022)	12/29/1980	Active	15	0	1	-1	-6.25%	18	5	2		N	SC	1			
65305	AGUAS DE CHAPECO Exc Award (06/30/2016, 06/30/2017, 06/30/2022)	05/03/2002	Active	25	1	0	1	4.17%	22		9		N	M	6		\$70.19	
151204	Anchieta Exc Award (06/30/2023)	06/14/2022	Active	39	1	1	0	0.00%	39	2	3		N	VP	1			
45505	ARROIO TRINTA Exc Award (06/30/2017, 06/30/2023)	11/12/1985	Active	8	0	0	0	0.00%	12		0		2	R M,SC	8			
144472	Belmonte Exc Award (06/30/2022, 06/30/2023)	12/26/2020	Active(2)	18	0	4	-4	-18.18%	23	2	1		2	T,M,VP,SC	1	90+ Days		
16885	CACADOR Exc Award (06/30/2019, 06/30/2022, 06/30/2023)	07/01/1961	Active	48	4	1	3	6.67%	46	63	3		2	R M	3			
35577	CACADOR UNIVERSIDADE Exc Award (06/30/2016, 06/30/2017, 06/30/2023)	05/30/1978	Active	39	8	8	0	0.00%	36	8	1		N		0		\$20.03	
34456	CAMPO ERE Exc Award (06/30/2017, 06/30/2023)	09/21/1977	Active	46	6	1	5	12.20%	41	24	0			M,VP,SC	0		\$107.50	
17542	CAMPOS NOVOS Exc Award (06/30/2017, 06/30/2019, 06/30/2023)	09/12/1963	Active	3	0	0	0	0.00%	20		9	1	None	P,S,T,M,VP SC	7	90+ Days		
54533	CAMPOS NOVOS ALIANCA	05/27/1993	Active	54	4	0	4	8.00%	50		0			M,VP	0		\$1,071.68	



Club Health Assessment for District LD 8 through March 2025

			Status	Membership							Reports					Finance		LCIF
Club Number	Club Name	Charter Date		Current Member Count	YTD Members Added	YTD Members Dropped	YTD Net Growth	YTD Net Growth%	Member Count 12 Months Ago	Avg. length of service for dropped members	Months Since Last MMR ***	Yrs. Since Last Officer Report	President Rotation	Vice President Reported ****	Months Since Last Activity Report ***	Account Balance	Donations for current Fiscal Year	
			Number of times on status quo within last two years	If below 15 members appears				If net loss is greater than 20% appears			If no report in 3 months appears in	When more than one year appears in	Number of repeat terms	Notes the officers that do not have an active	If no report at 12 months appears in red			
Exc Award (06/30/2018, 06/30/2019, 06/30/2020)			Active	28	0	0	0	0.00%	27		6			N	M,SC	6		
39180	CAMPOS NOVOS CENTENARIO	12/29/1980																
Exc Award (06/30/2018, 06/30/2019, 06/30/2020)			Active	48	5	6	-1	-2.04%	49	16	0				VP,SC	0		\$50.16
53255	CAPINZAL OURO	06/08/1992																
Exc Award (06/30/2017, 06/30/2021, 06/30/2020)			Active	30	5	2	3	11.11%	27	32	4				VP	0		\$50.16
17543	CHAPECO	03/21/1963																
Exc Award (06/30/2016, 06/30/2017, 06/30/2020)			Active	86	6	18	-12	-12.24%	89	6	0			N		0		\$1,020.03
37166	CHAPECO INTEGRACAO	05/22/1979																
Exc Award (06/30/2016, 06/30/2017, 06/30/2020)			Active	42	12	15	-3	-6.67%	40	10	0			N		0		\$1,170.31
17547	CHAPECO UNIVERSIDADE	06/20/1972																
Exc Award (06/30/2016, 06/30/2017, 06/30/2020)			Active	19	4	3	1	5.56%	17	15	0			N	SC	0		
17544	CONCORDIA CENTRO	11/18/1962																
Exc Award (06/30/2017, 06/30/2018, 06/30/2020)			Active	52	3	3	0	0.00%	48	9	0			N	SC	1		\$50.16
33223	CONCORDIA VILA SAO MIGUEL	01/18/1977																
Exc Award (06/30/2017, 06/30/2022, 06/30/2020)			Active	27	2	3	-1	-3.57%	28	3	0				VP,SC	5		\$999.99
35758	CORONEL FREITAS	06/26/1978																
Exc Award (06/30/2016, 06/30/2018, 06/30/2020)			Active	33	0	8	-8	-19.51%	39	7	1				T,VP	7		
58404	CUNHA PORA	06/17/1996																
Exc Award (06/30/2016, 06/30/2017, 06/30/2020)			Active	24	1	1	0	0.00%	24	60	2			R	M,SC	5		
16888	CURITIBANOS	11/30/1960																
Exc Award (06/30/2017, 06/30/2023)			Active	22	1	4	-3	-12.00%	27	6	1				M,VP,SC	1		\$20.03
16889	CURITIBANOS CENTENARI	12/18/1973																
Exc Award (06/30/2017, 06/30/2023)			Active	31	0	3	-3	-8.82%	31	7	3			N	SC	1		\$8.50
135338	Descanso Mulher	06/29/2018																
Exc Award (06/30/2021, 06/30/2022)			Active(2)	13	0	7	-7	-35.00%	20	18	3				M,VP,SC	7	90+ Days	
16890	DIONISIO CERQUEIRA-BARRACAO	09/16/1963																
Exc Award (06/30/2017, 06/30/2019)			Active	39	4	0	4	11.43%	33		0			N	M,VP,SC	0		
38630	ERVAL VELHO	06/03/1980																
Exc Award (06/30/2023)																		



Club Health Assessment for District LD 8 through March 2025

			Status	Membership							Reports					Finance		LCIF
Club Number	Club Name	Charter Date		Current Member Count	YTD Members Added	YTD Members Dropped	YTD Net Growth	YTD Net Growth%	Member Count 12 Months Ago	Avg. length of service for dropped members	Months Since Last MMR ***	Yrs. Since Last Officer Report	President Rotation	Vice President Reported ****	Months Since Last Activity Report ***	Account Balance	Donations for current Fiscal Year	
			Number of times on status quo within last two years	If below 15 members appears				If net loss is greater than 20% appears			If no report in 3 months appears in	When more than one year appears in	Number of repeat terms	Notes the officers that do not have an active	If no report at 12 months appears in red			
35488	FAXINAL DOS GUEDES	04/14/1978	Active	27	1	2	-1	-3.57%	27	2	0			N	0		\$422.36	
	Exc Award (06/30/2017, 06/30/2018, 06/30/2020)																	
148824	Flor do Sertão	11/02/2021	Active(1)	17	0	0	0	0.00%	18		6		2	M,VP,SC	3		\$20.03	
	Exc Award (06/30/2022)																	
97316	FRAIBURGO TERRA DA MACA	06/16/2006	Active	25	0	5	-5	-16.67%	33	6	3			N SC	1		\$100.00	
	Exc Award (06/30/2016, 06/30/2017, 06/30/2020)																	
107408	GUARACIABA	02/02/2010	Active	38	0	0	0	0.00%	33		8		2	N	0		\$100.32	
	Exc Award (06/30/2017, 06/30/2022, 06/30/2020)																	
108474	GUARUJÁ DO SUL	05/27/2010	Active(3)	21	1	26	-25	-54.35%	33	4	0			N M	3			
	Exc Award (06/30/2017, 06/30/2022)																	
105824	IOMERE	06/22/2009	Active	13	0	0	0	0.00%	13		7			N	0		\$130.00	
	Exc Award (06/30/2016, 06/30/2022)																	
138672	Iporã do Oeste	06/20/2019	Active	66	0	5	-5	-7.04%	47	1	3			N	3			
	Exc Award (06/30/2022, 06/30/2023)																	
116792	IRACEMINHA	05/14/2012	Active	38	0	5	-5	-11.63%	39	7	0			N M,SC	1		\$60.08	
	Exc Award (06/30/2017, 06/30/2018, 06/30/2020)																	
151391	Iraceminha LD8 Connect	06/21/2022	Active(1)	6	1	7	-6	-50.00%	10	2	3			VP	0	90+ Days		
	Exc Award (06/30/2023)																	
144181	Irineópolis Valões	12/21/2020	Active(1)	2	0	0	0	0.00%	2		14		2	T,M,VP,SC	7			
17553	ITA	02/02/1964	Active	28	0	4	-4	-12.50%	28	21	5			N SC	4			
	Exc Award (06/30/2017, 06/30/2022)																	
29295	ITAPIRANGA	05/20/1974	Active(1)	24	1	0	1	4.35%	23		3		3	M,VP,SC	6			
	Exc Award (06/30/2017, 06/30/2018, 06/30/2020)																	
17554	JOACABA	05/01/1959	Active	20	0	0	0	0.00%	20		11			N SC	7			
	Exc Award (06/30/2017, 06/30/2023)																	
29296	JOACABA CRUZEIRO	05/16/1974	Active	56	0	2	-2	-3.45%	56	14	1			N	0		\$1,090.21	
	Exc Award (06/30/2017, 06/30/2023)																	
17560	MARAVILHA	05/25/1968	Active	77	10	1	9	13.24%	65	8	0			N	0		\$1,189.15	
	Exc Award (06/30/2017, 06/30/2018, 06/30/2020)																	



Club Health Assessment for District LD 8 through March 2025

			Status	Membership							Reports					Finance		LCIF
Club Number	Club Name	Charter Date		Current Member Count	YTD Members Added	YTD Members Dropped	YTD Net Growth	YTD Net Growth%	Member Count 12 Months Ago	Avg. length of service for dropped members	Months Since Last MMR ***	Yrs. Since Last Officer Report	President Rotation	Vice President Reported ****	Months Since Last Activity Report ***	Account Balance	Donations for current Fiscal Year	
			Number of times on status quo within last two years	If below 15 members appears				If net loss is greater than 20% appears			If no report in 3 months appears in	When more than one year appears in	Number of repeat terms	Notes the officers that do not have an active	If no report at 12 months appears in red			
37945	MARAVILHA OESTE	01/25/1980	Active	67	6	8	-2	-2.90%	69	7	0			N M	0		\$1,377.23	
Exc Award (06/30/2016, 06/30/2017, 06/30/2020)																		
151227	Maravilha TEAcolhe	06/14/2022	Active	26	1	22	-21	-44.68%	39	2	2			VP	8		\$20.03	
Exc Award (06/30/2023)																		
105686	MATOS COSTA REGIAO DO CONTESTADO	06/16/2009	Active(1)	8	0	0	0	0.00%	8		7		2	M,VP,SC	7	90+ Days		
Exc Award (06/30/2017, 06/30/2022)																		
38808	MODELO	07/22/1980	Active	63	2	6	-4	-5.97%	66	2	0			N	0		\$40.05	
Exc Award (06/30/2017, 06/30/2021, 06/30/2020)																		
33951	MONDAI	05/31/1977	Active	74	1	0	1	1.37%	63		8			N	7			
Exc Award (06/30/2016, 06/30/2019, 06/30/2020)																		
59591	MONTE CARLO	05/29/1997	Active	26	0	0	0	0.00%	20		3			N M,SC	6			
Exc Award (06/30/2022, 06/30/2023)																		
150568	Palma Sola	04/25/2022	Active	39	0	2	-2	-4.88%	40	1	4		2	R M,SC	2		\$40.06	
Exc Award (06/30/2023)																		
17563	PALMITOS	04/23/1973	Active(1)	12	0	0	0	0.00%	12		9			M,VP,SC	7	90+ Days		
Exc Award (06/30/2016, 06/30/2017, 06/30/2020)																		
151200	Paraíso	06/13/2022	Active	49	7	1	6	13.95%	41	2	0			N M,SC	5			
34967	PINHALZINHO	01/05/1978	Active	80	15	4	11	15.94%	71	11	0			N	0			
Exc Award (06/30/2016, 06/30/2017, 06/30/2020)																		
145752	Ponte Serrada	04/01/2021	Active	22	0	4	-4	-15.38%	25	2	0			N M	0			
Exc Award (06/30/2022, 06/30/2023)																		
88854	PORTO UNIAO CAMINHO DAS AGUAS	06/30/2005	Active	12	0	6	-6	-33.33%	15	6	1			VP	1			
Exc Award (06/30/2016, 06/30/2017, 06/30/2020)																		
120720	Porto Uniao Cidade Amiga	11/19/2013	Active	11	0	0	0	0.00%	11		12		2	M,VP,SC	6			
Exc Award (06/30/2016, 06/30/2017, 06/30/2020)																		
151132	Porto União Nova Geração Serviços	06/08/2022	Active(1)	8	0	7	-7	-46.67%	10	2	2			VP,SC	5	90+ Days		
40242	QUILOMBO	07/14/1981	Active(1)	23	23	0	23	100.00%	0		3		2	N M,VP,SC	0		\$11.94	
Exc Award (06/30/2017, 06/30/2019)																		



Club Health Assessment for District LD 8 through March 2025

Club Number	Club Name	Charter Date	Status	Membership							Reports					Finance	LCIF
				Current Member Count	YTD Members Added	YTD Members Dropped	YTD Net Growth	YTD Net Growth%	Member Count 12 Months Ago	Avg. length of service for dropped members	Months Since Last MMR ***	Yrs. Since Last Officer Report	President Rotation	Vice President Reported ****	Months Since Last Activity Report ***	Account Balance	Donations for current Fiscal Year
			Number of times on status quo within last two years	If below 15 members appears				If net loss is greater than 20% appears			If no report in 3 months appears in	When more than one year appears in	Number of repeat terms	Notes the officers that do not have an active	If no report at 12 months appears in red		
139953	Rio das Antas	10/14/2019	Active	35	0	1	-1	-2.78%	36	2	1			N	T,M,SC	7	
	Exc Award (06/30/2022, 06/30/2023)																
146208	Romelândia	05/21/2021	Active	36	0	0	0	0.00%	30		3			N	VP	0	
	Exc Award (06/30/2023)																
88855	SALTO VELOSO	06/30/2005	Active	24	0	0	0	0.00%	24		11			N	VP	0	\$47.45
	Exc Award (06/30/2017, 06/30/2022, 06/30/2024)																
16909	SANTA CECILIA	09/22/1966	Active	27	0	3	-3	-10.00%	27	6	2			N		0	\$230.00
	Exc Award (06/30/2022, 06/30/2024)																
55027	SAO CARLOS ROTA	11/04/1993	Active	60	1	2	-1	-1.64%	55	17	0			N		2	\$2,020.03
	Exc Award (06/30/2016, 06/30/2017, 06/30/2020)																
96874	SAO JOSE DO CEDRO RENASCER	04/07/2006	Active	63	1	1	0	0.00%	59	0	6			N		0	\$40.06
	Exc Award (06/30/2017, 06/30/2018, 06/30/2020)																
40239	SÃO LOURENÇO DO OESTE CIDADE JARDIM	07/01/1981	Active	42	0	0	0	0.00%	40		7			N		0	
	Exc Award (06/30/2017, 06/30/2020, 06/30/2024)																
125888	SÃO MIGUEL DO OESTE LIONESSES	11/16/2015	Active	57	9	0	9	18.75%	52		2			N		0	
	Exc Award (06/30/2017, 06/30/2018, 06/30/2020)																
88519	SAO MIGUEL DO OESTE UNIVERSIDADE	06/02/2005	Active	71	0	0	0	0.00%	63		0			N	SC	3	\$1,000.00
	Exc Award (06/30/2017, 06/30/2018, 06/30/2020)																
17566	SAO MIGUEL D'OESTE	06/26/1962	Active	36	0	2	-2	-5.26%	39	15	3			N		1	\$2,020.02
	Exc Award (06/30/2017, 06/30/2018, 06/30/2020)																
125163	Saudades	06/19/2015	Active	27	2	1	1	3.85%	26	7	4			N	SC	2	\$50.16
	Exc Award (06/30/2017, 06/30/2019, 06/30/2020)																
17567	SEARA	06/01/1961	Active	53	5	4	1	1.92%	39	12	0			N	M,SC	5	\$1,000.00
	Exc Award (06/30/2016, 06/30/2017, 06/30/2020)																
106008	TANGARA	06/24/2009	Active(1)	11	0	7	-7	-38.89%	19	4	2		2		M,VP,SC	8	
	Exc Award (06/30/2023)																
146341	Treze Tilias	05/26/2021	Active	19	2	4	-2	-9.52%	15	3	0			N	SC	4	\$70.80
	Exc Award (06/30/2023)																



Club Health Assessment for District LD 8 through March 2025

			Status	Membership							Reports					Finance		LCIF
Club Number	Club Name	Charter Date		Current Member Count	YTD Members Added	YTD Members Dropped	YTD Net Growth	YTD Net Growth%	Member Count 12 Months Ago	Avg. length of service for dropped members	Months Since Last MMR ***	Yrs. Since Last Officer Report	President Rotation	Vice President Reported ****	Months Since Last Activity Report ***	Account Balance	Donations for current Fiscal Year	
			Number of times on status quo within last two years	If below 15 members appears				If net loss is greater than 20% appears			If no report in 3 months appears in	When more than one year appears in	Number of repeat terms	Notes the officers that do not have an active	If no report at 12 months appears in red			
125889	TUNÁPOLIS	10/28/2015	Active	29	3	4	-1	-3.33%	32	2	0			N T,M	0			
	Exc Award (06/30/2017, 06/30/2021, 06/30/2021)																	
105858	VIDEIRA AMIGOS DO SERVIR	06/23/2009	Active(1)	20	4	1	3	17.65%	18	5	0		2	N	0			
	Exc Award (06/30/2021)																	
16916	VIDEIRA CENTRO	12/14/1955	Active	52	0	2	-2	-3.70%	54	22	0			N SC	0		\$1,000.14	
	Exc Award (06/30/2016, 06/30/2019, 06/30/2020)																	
38066	VIDEIRA PERDIZES	02/11/1980	Active	56	1	2	-1	-1.75%	57	30	1			VP	2		\$1,983.60	
	Exc Award (06/30/2016, 06/30/2017, 06/30/2020)																	
17574	XANXERE	02/03/1964	Active	97	0	1	-1	-1.02%	98	3	0			VP	0		\$1,300.39	
	Exc Award (06/30/2016, 06/30/2017, 06/30/2020)																	
131250	Xanxerê Centenário	06/13/2017	Active	34	0	1	-1	-2.86%	31	1	8			M,VP,SC	7			
	Exc Award (06/30/2019, 06/30/2020, 06/30/2020)																	
62582	XANXERE INOVACAO	12/21/1999	Active	66	0	1	-1	-1.49%	61	2	0			N	0		\$1,000.14	
	Exc Award (06/30/2016, 06/30/2017, 06/30/2020)																	
64513	XANXERE-MULHER	06/19/2001	Active	33	3	2	1	3.13%	35	9	0			N M	0			
	Exc Award (06/30/2016, 06/30/2017, 06/30/2020)																	
32895	XAXIM	10/28/1976	Active	104	7	2	5	5.05%	99	5	0			N	0		\$2,090.21	
	Exc Award (06/30/2016, 06/30/2017, 06/30/2020)																	
97293	ZORTEA	06/12/2006	Active	29	0	2	-2	-6.45%	30	8	1			P,M,VP,SC	0			
	Exc Award (06/30/2017, 06/30/2023)																	

Clubs Cancelled Previous Fiscal Year – Clubs Cancelled within last 12 months may be reinstated

Club Number	Club Name	Charter Date	Current Status*	Cancellation Date
146605	Princesa	06/11/2021	Cancelled(6*)	08/29/2023



Club Health Assessment for District LD 8 through March 2025

						Membership										Reports				Finance		LCIF	
Club Number	Club Name	Charter Date		Status		Current Member Count	YTD Members Added	YTD Members Dropped	YTD Net Growth	YTD Net Growth%	Member Count 12 Months Ago	Avg. length of service for dropped members	Months Since Last MMR ***	Yrs. Since Last Officer Report	President Rotation	Vice President Reported ****	Months Since Last Activity Report ***	Account Balance	Donations for current Fiscal Year				
				Number of times on status quo within last two years		If below 15 members appears				If net loss is greater than 20% appears			If no report in 3 months appears in	When more than one year appears in	Number of repeat terms	Notes the officers that do not have an active	If no report at 12 months appears in red						
Current Total Clubs Count	YTD New Clubs Count	YTD Cancelled Clubs Count	YTD Net Club Gain	Current Total Members Count	YTD Add	YTD Drop	YTD Net Growth	YTD Net Growth %	Member Count 12 Months Ago	Average Member Count Per Club	% of Clubs with less than 20 members	% No MMR in 3 Months	% No Officer Report in 12 Months	% of Clubs with balance 90+ days	Number of Clubs in Status Quo	% Status Quo Clubs in Financial Suspension	Number of Cancelled Clubs	Average Cancelled Club Age	Members Lost Due to Cancellation	% of Clubs Cancelled for Non-Financial Reasons			
84	1	0	1	3,031	210	264	-54	-1.75%	2,800	36	20%	44%	1%	10%	0	0%	0	0	0	0%			

* - P - Priority Club. Cancellation Reasons: 1-Objectives/conduct, 2-Non-active club, 5-Non-existing club, 6-Disbanding, 7-Merger, 8-Financial Suspension, 9-District/Multiple District Dues.

** - Abbreviation: P-President, S-Secretary, T-Treasurer, M-Member Chairperson, VP-First Vice President, MC-Communications Chairperson, SC-Service Chairperson

*** - Abbreviation: N/R - Never reported using the Lions Clubs website, N/A - Not applicable, No password registered for the Lions Clubs website.

**** - Abbreviation: N - New, IP - Immediate Past, R - Repeat.



Club Health Assessment for District LD 9 through March 2025

			Status	Membership							Reports					Finance	LCIF	
Club Number	Club Name	Charter Date		Current Member Count	YTD Members Added	YTD Members Dropped	YTD Net Growth	YTD Net Growth%	Member Count 12 Months Ago	Avg. length of service for dropped members	Months Since Last MMR ***	Yrs. Since Last Officer Report	President Rotation	Vice President Reported ****	Months Since Last Activity Report ***	Account Balance	Donations for current Fiscal Year	
			Number of times on status quo within last two years	If below 15 members appears					If net loss is greater than 20% appears			If no report in 3 months appears in	When more than one year appears in	Number of repeat terms	Notes the officers that do not have an active	If no report at 12 months appears in red		
Clubs more than two years old																		
17538	ARARANGUA	05/28/1960	Active(1)	42	0	0	0	0.00%	39		1			R	0		\$20.13	
Exc Award (06/30/2023, 06/30/2024)																		
100410	ARARANGUA AGUAS VERDES	10/22/2007	Active	20	0	1	-1	-4.76%	18	6	3			N	7			
Exc Award (06/30/2018, 06/30/2020, 06/30/2024)																		
17537	ARARANGUA SUL	01/07/1974	Active	23	0	6	-6	-20.69%	27	3	2			N	0			
Exc Award (06/30/2018, 06/30/2019)																		
17539	BOM RETIRO	05/23/1969	Active	30	0	0	0	0.00%	31		7			N	0			
Exc Award (06/30/2019, 06/30/2023)																		
17540	BRACO DO NORTE	04/24/1967	Active(1)	28	1	1	0	0.00%	28	4	1			N	2		\$312.48	
Exc Award (06/30/2016, 06/30/2018, 06/30/2024)																		
107271	CAPIVARI DE BAIXO	01/18/2010	Active	20	0	0	0	0.00%	19		9			N	23			
47869	COCAL DO SUL SC	11/25/1987	Active	47	0	0	0	0.00%	45		10			N	0		\$59.12	
Exc Award (06/30/2019, 06/30/2023, 06/30/2024)																		
17545	CRICIUMA	10/31/1959	Active	24	2	6	-4	-14.29%	27	8	0			N	1		\$108.00	
Exc Award (06/30/2018, 06/30/2019, 06/30/2024)																		
32954	CRICIUMA CAPITAL DO CARVAO	11/18/1976	Active	30	4	0	4	15.38%	27		8			N	2			
16891	FLORIANOPOLIS	08/08/1953	Active	30	1	1	0	0.00%	30	29	5			N	0		\$14.06	
35583	FLORIANOPOLIS CONTINENTE	05/30/1978	Active	22	1	1	0	0.00%	22	0	6			N	0			
Exc Award (06/30/2021, 06/30/2023, 06/30/2024)																		
17549	FLORIANOPOLIS ESTREITO	07/30/1966	Cancelled(8*)	0	0	8	-8	-100.00%	8	12	7		None		17	90+ Days		
82438	FLORIANOPOLIS INGLESSES	05/24/2004	Active	27	1	4	-3	-10.00%	30	4	0			N	3			
Exc Award (06/30/2018, 06/30/2023)																		
16892	FLORIANOPOLIS NORTE	12/08/1966	Active	27	3	0	3	12.50%	24		5			N	3		\$1,000.00	
Exc Award (06/30/2023)																		
58984	FLORIANOPOLIS-BELA FIGUEIRA	12/31/1996	Active	21	0	2	-2	-8.70%	23	10	1		2	N	15			
34964	GRÃO-PARÁ	01/05/1978	Active	13	0	2	-2	-13.33%	13	47	4		2	N	0		\$40.00	




Club Health Assessment for District LD 9 through March 2025

			Status		Membership						Reports						Finance		LCIF
Club Number	Club Name	Charter Date		Current Member Count	YTD Members Added	YTD Members Dropped	YTD Net Growth	YTD Net Growth%	Member Count 12 Months Ago	Avg. length of service for dropped members	Months Since Last MMR ***	Yrs. Since Last Officer Report	President Rotation	Vice President Reported ****	Months Since Last Activity Report ***	Account Balance	Donations for current Fiscal Year		
			Number of times on status quo within last two years	If below 15 members appears				If net loss is greater than 20% appears			If no report in 3 months appears in	When more than one year appears in	Number of repeat terms	Notes the officers that do not have an active	If no report at 12 months red				
17551	ICARA	05/01/1967	Active	32	0	2	-2	-5.88%	36	9	0		2	M,VP	0	90+ Days	\$2,019.77		
	Exc Award (06/30/2018, 06/30/2020, 06/30/2023)																		
42663	JAGUARUNA	05/11/1983	Active	31	6	3	3	10.71%	28	8	0		N	M,VP,SC	8				
34107	LAGES COPACABANA	06/17/1977	Active	58	1	3	-2	-3.33%	63	12	3		N	SC	0				
	Exc Award (06/30/2018, 06/30/2019)																		
17558	LAGES CORREIA PINTO	04/13/1971	Active	8	0	0	0	0.00%	9		9		6	R	15	90+ Days	\$38.00		
	Exc Award (06/30/2023)																		
17556	LAGUNA	12/01/1966	Active	52	0	0	0	0.00%	52		9		N	SC	3				
	Exc Award (06/30/2023)																		
117276	LAURO MULLER	06/21/2012	Active(2)	5	0	0	0	0.00%	0		6		None	P,S,T,M,VP	24	90+ Days			
34200	MELEIRO	06/26/1977	Active	24	0	0	0	0.00%	24		3		N	SC	0				
133186	Morro da Fumaca Novos Horizontes	11/30/2017	Active	12	0	0	0	0.00%	12		10		3	R	21				
17561	ORLEANS	06/03/1961	Active	28	2	0	2	7.69%	23		8		N	SC	11				
108214	ORLEANS PRINCESAS DO CONDE	04/27/2010	Active	30	1	0	1	3.45%	29		8		2	R	12	90+ Days			
	Exc Award (06/30/2020, 06/30/2023)																		
102254	PALHOCA	06/04/2008	Active	26	0	1	-1	-3.70%	27	17	1		N	SC	1				
	Exc Award (06/30/2016, 06/30/2017, 06/30/2020)																		
106786	PASSO DE TORRES	10/27/2009	Active(1)	13	0	2	-2	-13.33%	15	13	5		6	R	SC	2	90+ Days	\$50.00	
	Exc Award (06/30/2018)																		
17565	SAO JOAQUIM	08/04/1963	Active	37	4	5	-1	-2.63%	41	5	1		N		14				
36060	SAO JOAQUIM PLANALTO	09/12/1978	Active	19	1	3	-2	-9.52%	22	18	3		N	SC	1				
59755	SAO JOSE	06/20/1997	Active	22	0	2	-2	-8.33%	26	11	2		2	T,M,VP,SC	0	90+ Days			
105415	SAO JOSE BARREIROS	05/11/2009	Active	17	0	0	0	0.00%	17		11		3	N	VP			17	
	Exc Award (06/30/2023)																		
77750	SAO JOSE PRAIANO	10/30/2003	Active(2)	6	6	8	-2	-25.00%	8	12	1		5	M,VP,SC	0	90+ Days			
	Exc Award (06/30/2018)																		
36984	SAO LUDGERO	04/26/1979	Active	50	10	5	5	11.11%	47	13	0		2	N	M	3			



Club Health Assessment for District LD 9 through March 2025

			Status	Membership							Reports					Finance	LCIF	
Club Number	Club Name	Charter Date		Current Member Count	YTD Members Added	YTD Members Dropped	YTD Net Growth	YTD Net Growth%	Member Count 12 Months Ago	Avg. length of service for dropped members	Months Since Last MMR ***	Yrs. Since Last Officer Report	President Rotation	Vice President Reported ****	Months Since Last Activity Report ***	Account Balance	Donations for current Fiscal Year	
			Number of times on status quo within last two years	If below 15 members appears					If net loss is greater than 20% appears			If no report in 3 months appears in	When more than one year appears in	Number of repeat terms	Notes the officers that do not have an active	If no report at 12 months appears in red		
Exc Award (06/30/2016, 06/30/2018, 06/30/2020)																		
17568	SIDEROPOLIS	08/03/1963	Active	22	2	2	0	0.00%	22	13	0		2	N	SC	0		\$1,000.00
17569	SOMBRIO	08/05/1967	Active	13	0	0	0	0.00%	13		1			R	T,M,SC	24+		
50176	TREZE DE MAIO	02/09/1990	Active	22	0	6	-6	-21.43%	27	3	1		None	N	P	0		
Exc Award (06/30/2018, 06/30/2019, 06/30/2020)																		
17572	TUBARAO	08/01/1959	Active	16	0	3	-3	-15.79%	16	3	1			N		7		
33225	TUBARAO CIDADE AZUL	01/18/1977	Active	22	0	3	-3	-12.00%	25	19	0		None	N	P,T,M	9		\$1,000.00
17571	TUBARAO SUL	06/07/1969	Active	34	2	1	1	3.03%	33	7	5			N	SC	0	90+ Days	
17570	TURVO	06/11/1964	Active	53	1	12	-11	-17.19%	58	15	0			N	SC	3		\$560.58
17573	URUSSANGA	06/01/1962	Active	34	6	4	2	6.25%	33	9	0			N	M,SC	3		
Exc Award (06/30/2018)																		
32494	VALE DO BRACO DO NORTE	06/28/1976	Active(1)	41	5	12	-7	-14.58%	50	2	0			N		0	90+ Days	\$92.42
Exc Award (06/30/2024)																		

Clubs Cancelled Previous Fiscal Year – Clubs Cancelled within last 12 months may be reinstated

Club Number	Club Name	Charter Date	Current Status*	Cancellation Date
59291	BALNEARIO RINCÃO	03/26/1997	Cancelled(8*)	06/29/2024
59550	CRICIUMA RAINHA DO SUL	05/13/1997	Cancelled(8*)	12/29/2023

Current Total Clubs Count	YTD New Clubs Count	YTD Cancelled Clubs Count	YTD Net Club Gain	Current Total Members Count	YTD Add	YTD Drop	YTD Net Growth	YTD Net Growth %	Member Count 12 Months Ago	Average Member Count Per Club	% of Clubs with less than 20 members	% No MMR in 3 Months	% No Officer Report in 12 Months	% of Clubs with balance 90+ days	Number of Clubs in Status Quo	% Status Quo Clubs in Financial Suspension	Number of Cancelled Clubs	Average Cancelled Club Age	Members Lost Due to Cancellation	% of Clubs Cancelled for Non-Financial Reasons
42	0	1	-1	1,131	60	109	-49	-4.15%	1,167	27	24%	50%	0%	17%	0	0%	1	112	8	-200%

* - P - Priority Club. Cancellation Reasons: 1-Objectives/conduct, 2-Non-active club, 5-Non-existing club, 6-Disbanding, 7-Merger, 8-Financial Suspension, 9-District/Multiple District Dues.

** - Abbreviation: P-President, S-Secretary, T-Treasurer, M-Member Chairperson, VP-First Vice President, MC-Communications Chairperson, SC-Service Chairperson

*** - Abbreviation: N/R - Never reported using the Lions Clubs website, N/A - Not applicable, No password registered for the Lions Clubs website.

**** - Abbreviation: N - New, IP - Immediate Past, R - Repeat.



Club Health Assessment for District M 1 through March 2025

Club Number	Club Name	Charter Date	Status	Membership							Reports					Finance	LCIF
				Current Member Count	YTD Members Added	YTD Members Dropped	YTD Net Growth	YTD Net Growth%	Member Count 12 Months Ago	Avg. length of service for dropped members	Months Since Last MMR ***	Yrs. Since Last Officer Report	President Rotation	Vice President Reported ****	Months Since Last Activity Report ***	Account Balance	Donations for current Fiscal Year
			Number of times on status quo within last two years	If below 15 members appears				If net loss is greater than 20% appears			If no report in 3 months appears	When more than one year appears in	Number of repeat terms	Notes the officers that do not have an active	If no report at 12 months red		
Clubs less than two years old																	
171359	Asuncion Especializado en Finanzas Exc Award (06/30/2024)	05/10/2024	Active	50	54	29	25	100.00%	0	1	0		2	R	0	90+ Days	
177032	Asuncion Especializado en Salud	08/08/2024	Active	20	20	0	20	100.00%	0		3			N	SC	0	\$1,050.00
181359	Asunción Universitario	03/14/2025	Newly Chartered	24	24	0	24	100.00%	0		0			N	M,SC	N/R	
156636	Caacupé - Cabañas Exc Award (06/30/2024)	11/20/2023	Active	25	4	9	-5	-16.67%	28	1	3		2		VP	6	
181181	Ita Especializado en Prevención y Educación	03/20/2025	Newly Chartered	22	22	0	22	100.00%	0		0			N	SC	N/R	
176503	Limpio Karanday Poty Especializado en Educacion	07/30/2024	Active	22	24	2	22	100.00%	0	1	3				M,VP,SC	3	
171414	Nueva Asuncion Chacoi Profesora Marcelina Gaona	06/25/2024	Active	23	3	0	3	15.00%	0		5			R		5	
156250	San Bernardino Exc Award (06/30/2024)	11/28/2023	Active	18	23	29	-6	-25.00%	24	3	0		2		T,M,VP,SC	2	\$10.00
179289	Universitario UNIDA Asuncion	12/09/2024	Active	22	22	0	22	100.00%	0		0			N	M	0	
178972	Villa Elisa Especializado en Medio Ambiente	10/16/2024	Active	20	20	0	20	100.00%	0		5			N		3	
156777	Villa Hayes Laudo Hayes	01/22/2024	Active	27	8	4	4	17.39%	23	1	3			N	M,SC	0	\$1,000.00
Clubs more than two years old																	
146882	Acahay	06/21/2021	Active	1	0	0	0	0.00%	1		21	2	None		P,S,T,M,VP SC	5	
151460	Aregua Centro	06/23/2022	Active(1)	11	0	3	-3	-21.43%	16	3	0			N	S,T,VP	5	
138641	Asunción Amistad y Paz del Centenario	06/21/2019	Active	22	3	0	3	15.79%	19		5		2	R		4	
134566	Asunción Aurora del Paraguay del Centenario	05/07/2018	Active(2)	5	0	0	0	0.00%	14		9		2		T,M,VP,SC	24+	
17578	ASUNCION BARRIO CRISTO REY Exc Award (06/30/2024)	11/08/1956	Active	17	8	1	7	70.00%	9	17	1			R		0	\$60.00
109674	ASUNCIÓN BARRIO SAN VICENTE	11/11/2010	Active(1)	14	0	0	0	0.00%	18		10	1	None		P,S,T,M,VP SC	24+	



Club Health Assessment for District M 1 through March 2025

			Status	Membership							Reports					Finance		LCIF
Club Number	Club Name	Charter Date		Current Member Count	YTD Members Added	YTD Members Dropped	YTD Net Growth	YTD Net Growth%	Member Count 12 Months Ago	Avg. length of service for dropped members	Months Since Last MMR ***	Yrs. Since Last Officer Report	President Rotation	Vice President Reported ****	Months Since Last Activity Report ***	Account Balance	Donations for current Fiscal Year	
			Number of times on status quo within last two years	If below 15 members appears				If net loss is greater than 20% appears			If no report in 3 months appears in	When more than one year appears in	Number of repeat terms	Notes the officers that do not have an active	If no report at 12 months appears in red			
137065	Asuncion Campo Grande	03/13/2019	Active	10	2	13	-11	-52.38%	21	6	2			N	2	90+ Days		
149744	Asunción Cruzada de la Hermandad	03/01/2022	Active(1)	6	3	0	3	100.00%	7		6			N	M,SC	5	90+ Days	
110505	ASUNCION DE LOS ANGELES Exc Award (06/30/2016)	03/04/2011	Active	17	0	0	0	0.00%	18		10			N	T,M,SC	6	90+ Days	
42082	ASUNCION ITA PYTA PUNTA Exc Award (06/30/2016, 06/30/2018, 06/30/20)	12/01/1982	Active	19	1	5	-4	-17.39%	23	16	1		2		M,VP,SC	5	90+ Days	\$1,000.00
124446	Asuncion Loma Pyta Exc Award (06/30/2020, 06/30/2023, 06/30/20)	03/31/2015	Active	20	0	2	-2	-9.09%	21	3	0			N	M	5		\$80.00
134424	Asunción Mariscal Francisco Solano López del Centenario	05/10/2018	Active	27	2	5	-3	-10.00%	35	3	3			N	M,SC	5	90+ Days	\$1,000.00
97844	ASUNCION METROPOLITANO Exc Award (06/30/2017, 06/30/2018, 06/30/20)	10/19/2006	Active	89	6	4	2	2.30%	84	2	0			N		3		\$220.00
35761	ASUNCION NAZARETH Exc Award (06/30/2016, 06/30/2017, 06/30/20)	06/09/1978	Active	43	2	0	2	4.88%	41		2			N		0		\$1,040.00
144522	Asunción Odontólogos Del Paraguay	12/29/2020	Active	15	0	5	-5	-25.00%	19	4	3		2		S,M,VP	3	90+ Days	
122468	Asuncion Sajonia Exc Award (06/30/2022, 06/30/2023, 06/30/20)	06/13/2014	Active	21	0	3	-3	-12.50%	25	8	8			IP	VP,SC	1	90+ Days	\$183.00
31461	ASUNCION SAN RAFAEL	12/11/1975	Active(1)	12	0	0	0	0.00%	12		0	1	None		P,S,T,M,VP SC	24+	90+ Days	
119570	Asuncion Santa Monica Exc Award (06/30/2016, 06/30/2020)	06/10/2013	Active	8	0	0	0	0.00%	8		12		3	R	M,VP	12	90+ Days	\$100.00
118031	ASUNCION-ROSA DORADA Exc Award (06/30/2016)	10/15/2012	Active(1)	7	0	0	0	0.00%	8		4		4	N	S,SC	3	90+ Days	
40244	BARRIO SANTO DOMINGO Exc Award (06/30/2016)	07/24/1981	Active(1)	11	0	4	-4	-26.67%	16	2	1		5	R	SC	8	90+ Days	
122569	Benjamin Aceval Exc Award (06/30/2023, 06/30/2024)	06/20/2014	Active	39	2	0	2	5.41%	36		2			N		0	90+ Days	
151156	Caazapá Universitario	06/23/2022	Active	9	0	0	0	0.00%	12		9			IP	S,T,M,SC	N/R	90+ Days	
132065	Carapegua	06/30/2017	Active	14	4	2	2	16.67%	12	7	3		2	N	M,SC	6	90+ Days	



Club Health Assessment for District M 1 through March 2025

			Status	Membership							Reports					Finance		LCIF
Club Number	Club Name	Charter Date		Current Member Count	YTD Members Added	YTD Members Dropped	YTD Net Growth	YTD Net Growth%	Member Count 12 Months Ago	Avg. length of service for dropped members	Months Since Last MMR ***	Yrs. Since Last Officer Report	President Rotation	Vice President Reported ****	Months Since Last Activity Report ***	Account Balance	Donations for current Fiscal Year	
			Number of times on status quo within last two years	If below 15 members appears					If net loss is greater than 20% appears		If no report in 3 months appears in	When more than one year appears in	Number of repeat terms	Notes the officers that do not have an active	If no report at 12 months appears in red			
100487	CIUDAD DE NARANJAL	11/07/2007	Active	4	0	0	0	0.00%	4		40	1	None	P,S,T,M,VP SC	24+	90+ Days		
17619	CIUDAD DEL ESTE	09/08/1967	Active	97	9	1	8	8.99%	87	1	3		R		0		\$1,070.00	
Exc Award (06/30/2016, 06/30/2018, 06/30/2022)																		
150210	Ciudad del Este - Candido Wilson Alderete	03/15/2022	Active	67	0	0	0	0.00%	64		0		N		0		\$2,040.00	
Exc Award (06/30/2023, 06/30/2024)																		
150737	Ciudad del Este Santa Clara	05/24/2022	Active	16	0	0	0	0.00%	22		8		N	SC	19	90+ Days		
17602	CORONEL BOGADO	11/18/1962	Active	62	7	3	4	6.90%	58	31	3		N		1		\$1,000.00	
Exc Award (06/30/2016, 06/30/2023, 06/30/2024)																		
17601	CORONEL OVIEDO	10/24/1957	Active	27	4	11	-7	-20.59%	41	5	0		N		8			
Exc Award (06/30/2021)																		
17603	ENCARNACION	10/16/1957	Active	55	4	5	-1	-1.79%	57	9	2		N	M,SC	0		\$1,000.00	
Exc Award (06/30/2018, 06/30/2019, 06/30/2022)																		
148846	Encarnacion San Roque Especializado en Cuidado	11/04/2021	Active	16	0	7	-7	-30.43%	23	3	3		N		18	90+ Days		
17605	FERNANDO DE LA MORA	01/24/1964	Active	49	1	7	-6	-10.91%	55	10	4		N	VP,SC	6			
Exc Award (06/30/2016, 06/30/2017, 06/30/2022)																		
146952	Fernando De La Mora - Colibrí	06/24/2021	Active	3	1	0	1	50.00%	4		5		4	N	T,VP,SC	12		
130858	Fernando de la Mora - Santa Teresa	06/22/2017	Active	11	1	0	1	10.00%	10		6		R	T,SC	0			
141587	Fernando de la Mora Jazmin Paraguay	06/20/2020	Cancelled(8*)	0	3	6	-3	-100.00%	6	3	0		None	P,S,T,M,VP SC	14	90+ Days		
144822	Fernando de la Mora Reseda	12/31/2020	Active	5	4	1	3	150.00%	4	0	5		4	N	T,VP	12	90+ Days	
119755	Fernando de la Mora Tajy Poty	06/25/2013	Active	25	9	7	2	8.70%	26	6	2		N	VP	0	90+ Days		
Exc Award (06/30/2016)																		
151304	Fram Apere-A	06/22/2022	Cancelled(8*)	0	0	23	-23	-100.00%	23	3	3	2	None	P,S,T,M,VP SC	N/A	90+ Days		
128002	General Delgado del Centenario	06/20/2016	Active	23	0	5	-5	-17.86%	29	4	3		N	M	0	90+ Days		
Exc Award (06/30/2018, 06/30/2019, 06/30/2022)																		
136382	Hernandarias Itaipú del Centenario	09/11/2018	Active	7	0	7	-7	-50.00%	14	4	3		2	R	M	12		
Exc Award (06/30/2019, 06/30/2020, 06/30/2022)																		



Club Health Assessment for District M 1 through March 2025

			Status	Membership							Reports					Finance		LCIF
Club Number	Club Name	Charter Date		Current Member Count	YTD Members Added	YTD Members Dropped	YTD Net Growth	YTD Net Growth%	Member Count 12 Months Ago	Avg. length of service for dropped members	Months Since Last MMR ***	Yrs. Since Last Officer Report	President Rotation	Vice President Reported ****	Months Since Last Activity Report ***	Account Balance	Donations for current Fiscal Year	
			Number of times on status quo within last two years	If below 15 members appears				If net loss is greater than 20% appears			If no report in 3 months appears in	When more than one year appears in	Number of repeat terms	Notes the officers that do not have an active	If no report at 12 months appears in red			
140216	Juan Leon Mallorquin	12/18/2019	Active(1)	15	0	0	0	0.00%	16		9			N	T,M	5	90+ Days	\$1,000.00
144787	La Colmena	12/31/2020	Active	3	0	0	0	0.00%	3		16			R	VP,SC	5		
17606	LAMBARE	10/09/1969	Active	27	1	4	-3	-10.00%	32	16	3			N	VP	0	90+ Days	
Exc Award (06/30/2016)																		
55129	MARIANO ROQUE ALONSO	12/15/1993	Active	25	2	3	-1	-3.85%	27	12	0			N		0	90+ Days	
Exc Award (06/30/2016, 06/30/2017, 06/30/2020)																		
124643	Mbocayaty del Yhaguy Hijos Residentes-Paraiso Neminby	04/28/2015	Active	16	0	0	0	0.00%	14		8		2	R	M,SC	16	90+ Days	
141625	Nemby Mburucuja Poty	06/16/2020	Active(1)	10	4	0	4	66.67%	6		5			N	M	5	90+ Days	
139959	Pilar La Heroica	10/16/2019	Active	12	2	2	0	0.00%	11	5	0		None		P,S,T,M,VP SC	2	90+ Days	
Exc Award (06/30/2024)																		
143486	Remansito Bajo Chaco	11/03/2020	Active	29	1	0	1	3.57%	29		5			N	M	0	90+ Days	
Exc Award (06/30/2024)																		
150782	San Cosme y Damián	05/16/2022	Active(1)	16	1	7	-6	-27.27%	22	3	0				S,M,VP,SC	1	90+ Days	\$105.00
120491	San Ignacio Guasu	10/07/2013	Active(2)	22	0	0	0	0.00%	22		18		None		P,T,M,VP,SC	24+		
143006	San Juan Bautista Misiones	10/19/2020	Active(1)	8	1	7	-6	-42.86%	14	4	0		None		P,S,T,M,VP SC	2	90+ Days	
148558	San Lorenzo Comunicadores San Francisco	10/18/2021	Active	15	10	0	10	200.00%	6		0			N	M	0		
68711	SANTA RITA DEL MONDAY	04/17/2003	Active	39	6	2	4	11.43%	43	4	0			N	SC	0		
33098	SANTIAGO	12/03/1976	Active(1)	19	0	0	0	0.00%	19		9			N	M,SC	1	90+ Days	
17612	SANTISIMA TRINIDAD	05/10/1967	Active	28	0	0	0	0.00%	29		7			N	M	0	90+ Days	
Exc Award (06/30/2016, 06/30/2022)																		
145967	TACURUTY VILLETA	04/29/2021	Active	12	0	0	0	0.00%	11		6		2	R		2		
Exc Award (06/30/2023, 06/30/2024)																		
146514	Villa Elisa	06/15/2021	Active	6	0	0	0	0.00%	6		9				S,T,M,VP,SC	N/A	90+ Days	
42981	VILLA HAYES	08/22/1983	Active	51	8	2	6	13.33%	39	3	0			N	SC	0	90+ Days	\$2,000.00
Exc Award (06/30/2024)																		
17621	VILLARRICA	12/17/1955	Active	40	0	3	-3	-6.98%	43	19	1			N	M,VP,SC	0	90+ Days	
Exc Award (06/30/2016, 06/30/2020)																		



Club Health Assessment for District M 1 through March 2025

			Status	Membership							Reports				Finance	LCIF	
Club Number	Club Name	Charter Date		Current Member Count	YTD Members Added	YTD Members Dropped	YTD Net Growth	YTD Net Growth%	Member Count 12 Months Ago	Avg. length of service for members	Months Since Last MMR ***	Yrs. Since Last Officer Report	President Rotation	Vice President Reported ****	Months Since Last Activity Report ***	Account Balance	Donations for current Fiscal Year
			Number of times on status quo within last two years	If below 15 members appears				If net loss is greater than 20% appears			If no report in 3 months appears in	When more than one year appears in	Number of repeat terms	Notes the officers that do not have an active	If no report at 12 months appears in red		
119046	YAGUARON	03/27/2013	Active	24	0	0	0	0.00%	23		1			IP	1		\$2,000.00
	Exc Award (06/30/2018, 06/30/2019, 06/30/20																
142868	Ybycui	09/17/2020	Active(1)	11	1	1	0	0.00%	11	4	1			IP	5	90+ Days	
64968	YCUA BOLANOS CAAZAPA	02/06/2002	Active	20	0	2	-2	-9.09%	22	10	3		2	N	24+	90+ Days	\$1,000.00
146883	Ypane	06/21/2021	Active	7	1	5	-4	-36.36%	5	2	3		2		N/A	90+ Days	

Clubs Cancelled Previous Fiscal Year – Clubs Cancelled within last 12 months may be reinstated

Club Number	Club Name	Charter Date	Current Status*	Cancellation Date
154604	Asuncion Don Emilio Pineda	05/31/2023	Cancelled(8*)	06/29/2024
140446	Asuncion Ladies ExA Comercio	01/08/2020	Cancelled(6*)	07/29/2023
1				

Current Total Clubs Count	YTD New Clubs Count	YTD Cancelled Clubs Count	YTD Net Club Gain	Current Total Members Count	YTD Add	YTD Drop	YTD Net Growth	YTD Net Growth %	Member Count 12 Months Ago	Average Member Count Per Club	% of Clubs with less than 20 members	% No MMR in 3 Months	% No Officer Report in 12 Months	% of Clubs with balance 90+ days	Number of Clubs in Status Quo	% Status Quo Clubs in Financial Suspension	Number of Cancelled Clubs	Average Cancelled Club Age	Members Lost Due to Cancellation	% of Clubs Cancelled for Non-Financial Reasons
72	6	2	4	1,632	338	241	97	6.32%	1,530	23	51%	60%	6%	68%	0	0%	2	6	29	-50%

* - P - Priority Club. Cancellation Reasons: 1-Objectives/conduct, 2-Non-active club, 5-Non-existing club, 6-Disbanding, 7-Merger, 8-Financial Suspension, 9-District/Multiple District Dues.

** - Abbreviation: P-President, S-Secretary, T-Treasurer, M-Member Chairperson, VP-First Vice President, MC-Communications Chairperson, SC-Service Chairperson

*** - Abbreviation: N/R - Never reported using the Lions Clubs website, N/A - Not applicable, No password registered for the Lions Clubs website.

**** - Abbreviation: N - New, IP - Immediate Past, R - Repeat.



Club Health Assessment for District M 2 through March 2025

			Status	Membership							Reports					Finance		LCIF
Club Number	Club Name	Charter Date		Current Member Count	YTD Members Added	YTD Members Dropped	YTD Net Growth	YTD Net Growth%	Member Count 12 Months Ago	Avg. length of service for dropped members	Months Since Last MMR ***	Yrs. Since Last Officer Report	President Rotation	Vice President Reported ****	Months Since Last Activity Report ***	Account Balance	Donations for current Fiscal Year	
			Number of times on status quo within last two years	If below 15 members appears					If net loss is greater than 20% appears			If no report in 3 months appears in	When more than one year appears in	Number of repeat terms	Notes the officers that do not have appears in an active	If no report at 12 months red		
Clubs less than two years old																		
178967	Capiata Ruta 1	09/30/2024	Active	22	23	1	22	100.00%	0	0	0			N	M,SC	1	90+ Days	
180130	Capitan José Matias Bado Chaco'i	12/23/2024	Active	20	20	0	20	100.00%	0		3				M,VP,SC	N/R	90+ Days	
180194	Ciudad del Este Unión y Solidaridad	01/24/2025	Newly Chartered	27	28	1	27	100.00%	0	0	0			N	M,SC	0		
178922	Itaugua	10/01/2024	Active	31	31	0	31	100.00%	0		3			N	M,SC	4	90+ Days	
154202	Limpio Karanday Poty	05/09/2023	Cancelled(6*)	0	0	0	0	0.00%	21		8		3	R		12		
171338	PUERTO CASADO ALTO PARAGUAY	05/20/2024	Active	23	7	7	0	0.00%	0	1	3		2		S,T,M,VP,SC	N/R	90+ Days	
181246	San Pedro del Ycuamandyyú	03/05/2025	Newly Chartered	31	31	0	31	100.00%	0		0				M,VP,SC	N/R		
178923	Villa Elisa Fraternos	09/27/2024	Active	21	21	0	21	100.00%	0		3				M,VP,SC	4	90+ Days	
179815	Yataity del Norte	12/03/2024	Active	22	22	0	22	100.00%	0		2				M,VP,SC	1	90+ Days	
Clubs more than two years old																		
67401	ARROYOS Y ESTEROS Exc Award (06/30/2018, 06/30/2021)	03/04/2003	Active(1)	30	3	1	2	7.14%	27	0	7			R	P,M,SC	2	90+ Days	
17579	ASUNCION BARRIO LA ENCARNACION Exc Award (06/30/2018, 06/30/2024)	11/11/1963	Active(1)	28	13	18	-5	-15.15%	33	10	2		2	R	M	2	90+ Days	
17585	ASUNCION BARRIO OBRERO Exc Award (06/30/2018)	07/29/1956	Active(1)	4	0	0	0	0.00%	7		12		6		M,VP,SC	24+		
17581	ASUNCION BARRIO SAN ANTONIO Exc Award (06/30/2018, 06/30/2024)	11/23/1963	Active	31	7	10	-3	-8.82%	31	4	0				M,VP,SC	0	\$1,020.00	
17589	ASUNCION BARRIO TACUMBU Exc Award (06/30/2018, 06/30/2021, 06/30/2024)	07/31/1963	Active(1)	39	3	2	1	2.63%	38	10	6		2	R	VP,SC	0	90+ Days	
17590	ASUNCION BARRIO VISTA ALEGRE Exc Award (06/30/2021)	07/24/1963	Active	28	1	0	1	3.70%	27		6				VP,SC	0	90+ Days	
17575	ASUNCION BC ANTONIO LOPEZ	07/24/1963	Active	38	2	2	0	0.00%	38	3	6			N		0	90+ Days	



Club Health Assessment for District M 2 through March 2025

			Status	Membership							Reports					Finance		LCIF
Club Number	Club Name	Charter Date		Current Member Count	YTD Members Added	YTD Members Dropped	YTD Net Growth	YTD Net Growth%	Member Count 12 Months Ago	Avg. length of service for dropped members	Months Since Last MMR ***	Yrs. Since Last Officer Report	President Rotation	Vice President Reported ****	Months Since Last Activity Report ***	Account Balance	Donations for current Fiscal Year	
			Number of times on status quo within last two years	If below 15 members appears				If net loss is greater than 20% appears			If no report in 3 months appears in	When more than one year appears in	Number of repeat terms	Notes the officers that do not have an active	If no report at 12 months appears in red			
Exc Award (06/30/2019, 06/30/2021)																		
17584	ASUNCION CIUDAD NUEVA	10/07/1955	Active(1)	12	0	0	0	0.00%	12		18			N	M,SC	19	90+ Days	
Exc Award (06/30/2021)																		
143043	Asuncion Defensa Animal Y Ambiental	10/21/2020	Active(1)	21	0	0	0	0.00%	21		12		4		P,M,VP,SC	5	90+ Days	
17588	ASUNCION GENERAL BERNARDINE	03/19/1961	Active	44	11	5	6	15.79%	39	3	0		2	R	M,SC	0	90+ Days	
Exc Award (06/30/2017, 06/30/2018, 06/30/2020)																		
17577	ASUNCION KAAGUY RORY	03/22/1972	Active	56	1	2	-1	-1.75%	59	47	3		2	R		0		
Exc Award (06/30/2017, 06/30/2019, 06/30/2020)																		
145548	Asuncion Lady Guarani	03/12/2021	Active	16	1	0	1	6.67%	15		7			N	SC	0	90+ Days	
Exc Award (06/30/2024)																		
56289	ASUNCION MCAL JOSE F ESTIGARRIBIA	11/29/1994	Active(3)	10	0	1	-1	-9.09%	11	6	0	2	None		P,S,T,M,VP SC	24+	90+ Days	
17595	ASUNCION SAN ALFONSO	11/19/1968	Active	9	0	0	0	0.00%	9		9		3	R	T,VP,SC	0	90+ Days	
Exc Award (06/30/2019, 06/30/2021)																		
17591	ASUNCION VILLA MORRA	04/22/1957	Active	40	2	2	0	0.00%	37	3	2		2	R		0	\$100.00	
Exc Award (06/30/2018, 06/30/2019, 06/30/2020)																		
30162	CAAGUAZU	01/29/1975	Active	71	13	0	13	22.41%	60		7			N	T,VP	0	90+ Days	
Exc Award (06/30/2018, 06/30/2023)																		
33955	CAPIATA	05/24/1977	Active(1)	109	11	12	-1	-0.91%	93	8	2		3	N	T,M,VP,SC	1	\$1,000.00	
Exc Award (06/30/2018)																		
110824	CARAGUATAY UNIDOS	04/25/2011	Active	14	0	0	0	0.00%	24		9		11	R	M	16	90+ Days	
121576	CHORE	03/13/2014	Active	13	3	1	2	18.18%	12	7	0			N	VP	1	90+ Days	
138725	Ciudad del Este Tres Fronteras	06/30/2019	Active	33	0	6	-6	-15.38%	39	3	1			N		0	90+ Days	
Exc Award (06/30/2021, 06/30/2024)																		
17600	CONCEPCION	10/11/1959	Active	41	3	0	3	7.89%	30		7			N	T,M,SC	5	90+ Days	
Exc Award (06/30/2021, 06/30/2024)																		
55554	CONCEPCION AGUSTIN FERNANDO DP	04/15/1994	Active	38	3	4	-1	-2.56%	35	6	3			R	P	0	90+ Days	
Exc Award (06/30/2018, 06/30/2022, 06/30/2020)																		



Club Health Assessment for District M 2 through March 2025

			Status	Membership							Reports					Finance		LCIF
Club Number	Club Name	Charter Date		Current Member Count	YTD Members Added	YTD Members Dropped	YTD Net Growth	YTD Net Growth%	Member Count 12 Months Ago	Avg. length of service for dropped members	Months Since Last MMR ***	Yrs. Since Last Officer Report	President Rotation	Vice President Reported ****	Months Since Last Activity Report ***	Account Balance	Donations for current Fiscal Year	
			Number of times on status quo within last two years	If below 15 members appears				If net loss is greater than 20% appears			If no report in 3 months appears in	When more than one year appears in	Number of repeat terms	Notes the officers that do not have an active	If no report at 12 months appears in red			
117251	FILADELFIA CHACO CENTRAL Exc Award (06/30/2018, 06/30/2021)	06/20/2012	P- Active	27	1	9	-8	-22.86%	35	4	0			VP,SC	3	90+ Days	\$2,000.00	
133281	Gral Elizardo Aquino del Centenario	12/19/2017	Active(1)	10	0	0	0	0.00%	10		5		2	M,VP,SC	0	90+ Days		
35762	HERNANDARIAS	06/22/1978	P- Active	19	4	5	-1	-5.00%	20	2	3		4	N S,M,VP,SC	0	90+ Days		
31037	HORQUETA Exc Award (06/30/2018)	06/30/1975	Active(1)	26	1	3	-2	-7.14%	28	24	3			T,M,VP,SC	24+	90+ Days		
123772	Itacurubi del Rosario Exc Award (06/30/2018)	12/08/2014	Active(1)	20	0	3	-3	-13.04%	23	4	4		2	N T,M	1	90+ Days		
84060	KATUETE Exc Award (06/30/2018)	08/17/2004	Active	16	5	1	4	33.33%	12	2	5			M,VP,SC	2	90+ Days	\$1,000.00	
137750	Limpio Exc Award (06/30/2021, 06/30/2022)	04/01/2019	Active	48	3	0	3	6.67%	37		5			S,M,VP,SC	4	90+ Days	\$1,000.00	
62406	LIMPIO PIQUETE CUE Exc Award (06/30/2018)	10/08/1999	Active	23	1	1	0	0.00%	24	25	4		2	R M,SC	4	90+ Days		
17607	LUQUE Exc Award (06/30/2012, 06/30/2018, 06/30/20)	06/06/1965	Active	45	5	4	1	2.27%	44	18	3			M,VP,SC	0	90+ Days	\$3,040.00	
58704	MARIANO R ALONSO SAN JORGE	09/17/1996	Active	3	0	0	0	0.00%	3		10			T,M,VP,SC	12			
17614	PEDRO JUAN CABALLERO	02/16/1969	Active	13	4	11	-7	-35.00%	12	7	3			M,VP,SC	24+	90+ Days		
151366	Pitiantuta Fernando De La Mora	06/20/2022	Active	20	1	3	-2	-9.09%	22	2	3		N	VP	4	90+ Days		
43237	PRESIDENTE FRANCO Exc Award (06/30/2018, 06/30/2020, 06/30/20)	12/07/1983	Active	34	1	0	1	3.03%	29		0		N		0	90+ Days	\$1,000.00	
47216	SALTO DEL GUAIRA Exc Award (06/30/2019, 06/30/2021, 06/30/20)	04/07/1987	Active	74	2	5	-3	-3.90%	75	2	1		N	S	0	90+ Days	\$5,000.00	
35195	SAN ESTANISLAO Exc Award (06/30/2018, 06/30/2021, 06/30/20)	03/09/1978	Active	49	7	1	6	13.95%	43	42	0		N	VP	2		\$2,000.00	
96461	SAN ISIDRO LABRADOR DE CURUGUATY	03/09/2006	Active(1)	20	4	0	4	25.00%	18		0		N	S,M,VP	3	90+ Days		
17610	SAN LORENZO	10/10/1955	Active	65	0	1	-1	-1.52%	66	4	4			M,VP,SC	1	90+ Days		



Club Health Assessment for District M 2 through March 2025

			Status	Membership							Reports					Finance	LCIF
Club Number	Club Name	Charter Date		Current Member Count	YTD Members Added	YTD Members Dropped	YTD Net Growth	YTD Net Growth%	Member Count 12 Months Ago	Avg. length of service for dropped members	Months Since Last MMR ***	Yrs. Since Last Officer Report	President Rotation	Vice President Reported ****	Months Since Last Activity Report ***	Account Balance	Donations for current Fiscal Year
			Number of times on status quo within last two years	If below 15 members appears				If net loss is greater than 20% appears			If no report in 3 months appears in	When more than one year appears in	Number of repeat terms		Notes the officers that do not have an active	If no report at 12 months appears in red	
Exc Award (06/30/2018, 06/30/2022)																	
139832	Santa Rosa del Aguaray	10/09/2019	Active(1)	35	12	2	10	40.00%	27	3	3		2	N	M,SC	0	90+ Days

Clubs Cancelled Previous Fiscal Year – Clubs Cancelled within last 12 months may be reinstated

Club Number	Club Name	Charter Date	Current Status*	Cancellation Date
153905	Asunción Patricio Barrio Obrero	04/11/2023	Cancelled(8*)	12/29/2023
151461	Belén	06/21/2022	Cancelled(8*)	02/29/2024
137676	Tobati	04/15/2019	Cancelled(8*)	06/29/2024

Current Total Clubs Count	YTD New Clubs Count	YTD Cancelled Clubs Count	YTD Net Club Gain	Current Total Members Count	YTD Add	YTD Drop	YTD Net Growth	YTD Net Growth %	Member Count 12 Months Ago	Average Member Count Per Club	% of Clubs with less than 20 members	% No MMR in 3 Months	% No Officer Report in 12 Months	% of Clubs with balance 90+ days	Number of Clubs in Status Quo	% Status Quo Clubs in Financial Suspension	Number of Cancelled Clubs	Average Cancelled Club Age	Members Lost Due to Cancellation	% of Clubs Cancelled for Non-Financial Reasons
48	7	1	6	1,469	311	124	187	14.59%	1,246	31	25%	65%	2%	81%	0	0%	1	9	0	-200%

* - P - Priority Club. Cancellation Reasons: 1-Objectives/conduct, 2-Non-active club, 5-Non-existing club, 6-Disbanding, 7-Merger, 8-Financial Suspension, 9-District/Multiple District Dues.

** - Abbreviation: P-President, S-Secretary, T-Treasurer, M-Member Chairperson, VP-First Vice President, MC-Communications Chairperson, SC-Service Chairperson

*** - Abbreviation: N/R - Never reported using the Lions Clubs website, N/A - Not applicable, No password registered for the Lions Clubs website.

**** - Abbreviation: N - New, IP - Immediate Past, R - Repeat.



Club Health Assessment for District O 1 through March 2025

			Status	Membership							Reports					Finance		LCIF
Club Number	Club Name	Charter Date		Current Member Count	YTD Members Added	YTD Members Dropped	YTD Net Growth	YTD Net Growth%	Member Count 12 Months Ago	Avg. length of service for dropped members	Months Since Last MMR ***	Yrs. Since Last Officer Report	President Rotation	Vice President Reported ****	Months Since Last Activity Report ***	Account Balance	Donations for current Fiscal Year	
			Number of times on status quo within last two years	If below 15 members appears				If net loss is greater than 20% appears			If no report in 3 months appears in	When more than one year appears in	Number of repeat terms		Notes the officers that do not have an active	If no report at 12 months appears in red		
Clubs less than two years old																		
181109	Catamarca San Fernando	02/25/2025	Newly Chartered	23	24	1	23	100.00%	0	0	0				M,VP,SC	N/R		
156639	Concepción Centro	11/20/2023	Active	14	3	5	-2	-12.50%	20	1	2			N	M,SC	0		
156617	Tucuman Concepción La Perla del Sur	11/28/2023	Active	18	7	14	-7	-28.00%	28	1	0			N	M,SC	13	\$19.29	
Clubs more than two years old																		
121864	Aguilares	04/15/2014	Active(1)	23	6	2	4	21.05%	12	1	1			N	M,SC	8	\$4.28	
78737	ANATUYA TINCUNACU	04/09/2004	Active	20	0	0	0	0.00%	20		11				M,VP,SC	5		
17626	BELL VILLE	03/09/1958	Active	76	5	2	3	4.11%	70	27	0			N		0	\$92.50	
Exc Award (06/30/2016, 06/30/2018, 06/30/2020)																		
147753	Catamarca Valles De Ancasti	08/09/2021	Active(1)	26	17	17	0	0.00%	29	3	0			N	M,SC	0	\$4.28	
140091	Cordoba	10/24/2019	Active(1)	14	0	0	0	0.00%	14		17	1	None		P,S,T,M,VP SC	24+		
17631	CORDOBA ALTA CORDOBA	03/24/1959	Active	17	3	1	2	13.33%	11	1	0			N	M,SC	0	\$28.58	
Exc Award (06/30/2022, 06/30/2024)																		
124954	Gaona	05/28/2015	Active(1)	23	0	0	0	0.00%	30		10	1	None		P,S,T,M,VP SC	15		
Exc Award (06/30/2016)																		
17641	GENERAL GUTIERREZ	08/17/1971	Active(1)	9	3	0	3	50.00%	6		3		3	R	S,T,M,VP,SC	0	\$5.36	
17643	GODOY CRUZ	12/22/1959	Active	5	0	0	0	0.00%	5		12		2		VP	0		
54909	LA BANDA JORGE W ABALOS	09/30/1993	Active	25	3	0	3	13.64%	22		3		2	N	M,SC	2	\$10.72	
17648	LAS HERAS	05/09/1973	Active(1)	9	0	3	-3	-25.00%	8	20	6		6		T,M,VP	15		
17659	LAS VARILLAS	06/12/1961	Active(1)	24	0	1	-1	-4.00%	24	0	5				M,VP,SC	1	\$5.36	
Exc Award (06/30/2022)																		
17660	LUJAN DE CUYO	11/20/1956	Active	18	4	0	4	28.57%	10		3			R		0	\$32.15	
17650	MAIPU	07/26/1956	Active(1)	18	2	1	1	5.88%	20	0	3				T,M,VP,SC	5	\$5.36	
17653	MENDOZA	02/15/1956	Active(1)	32	3	2	1	3.23%	31	16	0			R	T	0	\$16.07	
Exc Award (06/30/2016)																		



Club Health Assessment for District O 1 through March 2025

			Status	Membership							Reports					Finance		LCIF
Club Number	Club Name	Charter Date		Current Member Count	YTD Members Added	YTD Members Dropped	YTD Net Growth	YTD Net Growth%	Member Count 12 Months Ago	Avg. length of service for dropped members	Months Since Last MMR ***	Yrs. Since Last Officer Report	President Rotation	Vice President Reported ****	Months Since Last Activity Report ***	Account Balance	Donations for current Fiscal Year	
			Number of times on status quo within last two years	If below 15 members appears	If net loss is greater than 20% appears					If no report in 3 months appears in		When more than one year appears in	Number of repeat terms	Notes the officers that do not have an active	If no report at 12 months appears in red			
105782	MENDOZA ACONCAQUA	06/24/2009	Active	18	3	4	-1	-5.26%	19	11	2			N	M	0		\$5.36
Exc Award (06/30/2022)																		
61348	MENDOZA CUMBRES ANDINAS	12/14/1998	Active	5	0	0	0	0.00%	5		10				VP	0		
17878	METAN	10/19/1961	Active(1)	17	0	0	0	0.00%	17		5		2	R	M,SC	19		\$10.72
61103	ROSARIO DE LA FRONTERA	08/08/1998	Active	24	0	0	0	0.00%	24		11		2		M,VP,SC	2		\$16.08
17888	SALTA NORTE	03/07/1970	Active	20	2	1	1	5.26%	18	2	1			N	M,SC	2		\$108.22
Exc Award (06/30/2016, 06/30/2022)																		
17669	SAN FRANCISCO	05/10/1957	Active	26	1	1	0	0.00%	26	30	1				M,VP,SC	0		\$10.36
Exc Award (06/30/2016)																		
17892	SAN JUAN DESAMPARADOS	11/23/1967	Active	7	0	0	0	0.00%	7		12		8		P,M,VP	1		
Exc Award (06/30/2016, 06/30/2023)																		
17671	SAN MARTIN MENDOZA	12/26/1956	Active	8	7	1	6	300.00%	0	1	3				M,VP	4		
17672	SAN RAFAEL	08/01/1956	Active	36	10	2	8	28.57%	20	1	3		2		VP	0		
Exc Award (06/30/2016, 06/30/2020, 06/30/2023)																		
37953	SANTA LUCIA	01/24/1980	Active	7	0	1	-1	-12.50%	8	2	0		3	N	M,SC	1		
17896	SANTA MARIA	08/06/1966	Active	20	4	5	-1	-4.76%	21	3	3			N		18		\$21.43
134916	Santiago del Estero	05/29/2018	Active(1)	12	3	0	3	33.33%	6		1		2	R		0		\$10.72
61886	SANTIAGO DEL ESTERO MISHKI MAYU	05/03/1999	Active(1)	19	0	4	-4	-17.39%	23	1	5		2		M,VP,SC	3		\$41.08
Exc Award (06/30/2018)																		
106408	TAFI VIEJO TUCUMAN LOS CERROS	08/27/2009	Active	17	4	0	4	30.77%	13		3		4		M,VP,SC	0		\$16.08
59333	TUCUMAN ACONQUIJA	04/09/1997	Active(1)	37	16	0	16	76.19%	18		0			N	M,SC	0		\$278.67
Exc Award (06/30/2016)																		
119652	Tucuman Ibatin	06/17/2013	Active(1)	14	0	0	0	0.00%	15		7			N	M,SC	7		\$75.01
63535	TUCUMAN LOS LAPACHOS	08/29/2000	Active	13	1	1	0	0.00%	13	16	7			N	M,VP,SC	0		\$21.43
44370	TUPUNGATO	06/03/1964	Active(1)	13	0	0	0	0.00%	13		6			N		1		\$36.07
132307	Villa Carlos Paz Centenario	07/27/2017	Active	23	18	0	18	360.00%	5		1				M,VP,SC	3		\$70.00



Club Health Assessment for District O 1 through March 2025

INTERNATIONAL

Club Number	Club Name	Charter Date	Status	Membership						Reports					Finance		LCIF			
				Current Member Count	YTD Members Added	YTD Members Dropped	YTD Net Growth	YTD Net Growth%	Member Count 12 Months Ago	Avg. length of service for dropped members	Months Since Last MMR ***	Yrs. Since Last Officer Report	President Rotation	Vice President Reported ****	Months Since Last Activity Report ***	Account Balance	Donations for current Fiscal Year			
				Number of times on status quo within last two years	If below 15 members appears			If net loss is greater than 20% appears		If no report in 3 months appears in	When more than one year appears in	Number of repeat terms	Notes the officers that do not have an active	If no report at 12 months appears in red						
62862	VILLA CARLOS PAZ LAGO S ROQUE Exc Award (06/30/2016, 06/30/2021)	03/07/2000	Active(1)	34	4	5	-1	-2.86%	35	8	0		2	N	SC	0		\$39.29		
Current Total Clubs Count	YTD New Clubs Count	YTD Cancelled Clubs Count	YTD Net Club Gain	Current Total Members Count	YTD Add	YTD Drop	YTD Net Growth	YTD Net Growth %	Member Count 12 Months Ago	Average Member Count Per Club	% of Clubs with less than 20 members	% No MMR in 3 Months	% No Officer Report in 12 Months	% of Clubs with balance 90+ days	Number of Clubs in Status Quo	% Status Quo Clubs in Financial Suspension	Number of Cancelled Clubs	Average Cancelled Club Age	Members Lost Due to Cancellation	% of Clubs Cancelled for Non-Financial Reasons
38	1	0	1	764	153	74	79	11.53%	666	20	55%	58%	5%	0%	0	0%	0	0	0	0%

* - P - Priority Club. Cancellation Reasons: 1-Objectives/conduct, 2-Non-active club, 5-Non-existing club, 6-Disbanding, 7-Merger, 8-Financial Suspension, 9-District/Multiple District Dues.

** - Abbreviation: P-President, S-Secretary, T-Treasurer, M-Member Chairperson, VP-First Vice President, MC-Communications Chairperson, SC-Service Chairperson

*** - Abbreviation: N/R - Never reported using the Lions Clubs website, N/A - Not applicable, No password registered for the Lions Clubs website.

**** - Abbreviation: N - New, IP - Immediate Past, R - Repeat.



Club Health Assessment for District O 2 through March 2025

			Status	Membership							Reports					Finance		LCIF
Club Number	Club Name	Charter Date		Current Member Count	YTD Members Added	YTD Members Dropped	YTD Net Growth	YTD Net Growth%	Member Count 12 Months Ago	Avg. length of service for dropped members	Months Since Last MMR ***	Yrs. Since Last Officer Report	President Rotation	Vice President Reported ****	Months Since Last Activity Report ***	Account Balance	Donations for current Fiscal Year	
			Number of times on status quo within last two years	If below 15 members appears			If net loss is greater than 20% appears				If no report in 3 months appears in	When more than one year appears in	Number of repeat terms	Notes the officers that do not have an active	If no report at 12 months appears in red			
Clubs less than two years old																		
179848	San Javier "Alto Uruguay"	12/03/2024	Active	22	26	4	22	100.00%	0	0	0			M,VP	0			
179520	Santa Sylvinia Para La Comunidad	11/07/2024	Active	28	35	7	28	100.00%	0	0	1		N	M,SC	0			
Clubs more than two years old																		
63483	ALMIRANTE BROWN ANDRESITO	07/26/2000	Active(1)	27	0	0	0	0.00%	20		10		N	M,SC	0		\$181.68	
110721	AVELLANEDA	04/07/2011	Active(1)	38	2	0	2	5.56%	36		4		3	M,VP,SC	0		\$77.76	
Exc Award (06/30/2021)																		
84700	BARRANCAS	01/14/2005	Active(1)	17	1	0	1	6.25%	16		0		2	M,VP,SC	0		\$34.56	
Exc Award (06/30/2016, 06/30/2018)																		
17955	CAPITAN BERMUDEZ	08/16/1966	Active(1)	17	0	3	-3	-15.00%	20	7	3		3	M,VP,SC	2		\$36.72	
Exc Award (06/30/2019, 06/30/2021)																		
17956	CASILDA	08/27/1965	Active(1)	28	0	1	-1	-3.45%	29	20	2			P,M,VP,SC	0		\$174.19	
Exc Award (06/30/2018, 06/30/2019)																		
17957	CHAJARI	03/05/1970	Active(1)	21	4	0	4	23.53%	18		3			VP	3		\$121.20	
17683	CLORINDA	06/01/1967	Active(1)	23	5	4	1	4.55%	23	2	0		N	SC	0		\$101.04	
Exc Award (06/30/2018, 06/30/2020)																		
17960	CONCORDIA	03/18/1964	Active(1)	21	6	2	4	23.53%	17	5	1		4	R VP,SC	6		\$273.58	
Exc Award (06/30/2017, 06/30/2021)																		
17961	CORONDA	03/10/1967	Active(1)	32	0	2	-2	-5.88%	34	17	6		N		0		\$1,630.18	
Exc Award (06/30/2016, 06/30/2017, 06/30/2021)																		
17684	CORRIENTES	10/24/1958	Active(1)	22	2	3	-1	-4.35%	23	6	1		R	M	8		\$113.09	
Exc Award (06/30/2021)																		
132666	Corrientes Centenario	09/22/2017	Active(1)	7	3	1	2	40.00%	8	3	3		None	N P,SC	0		\$17.14	
Exc Award (06/30/2021)																		
122578	Corrientes Taragüi Porá	06/25/2014	Active(1)	11	0	0	0	0.00%	13		1		N	T,M	0		\$43.76	
Exc Award (06/30/2018)																		
17685	CURUZU CUATIA	07/27/1968	Active(1)	27	3	1	2	8.00%	24	3	0		IP	SC	0		\$53.95	



Club Health Assessment for District O 2 through March 2025

			Status	Membership							Reports					Finance		LCIF
Club Number	Club Name	Charter Date		Current Member Count	YTD Members Added	YTD Members Dropped	YTD Net Growth	YTD Net Growth%	Member Count 12 Months Ago	Avg. length of service for dropped members	Months Since Last MMR ***	Yrs. Since Last Officer Report	President Rotation	Vice President Reported ****	Months Since Last Activity Report ***	Account Balance	Donations for current Fiscal Year	
			Number of times on status quo within last two years	If below 15 members appears					If net loss is greater than 20% appears			If no report in 3 months appears in	When more than one year appears in	Number of repeat terms	Notes the officers that do not have an active	If no report at 12 months appears in red		
125044	El Dorado	06/04/2015	Active(1)	34	10	0	10	41.67%	22		7			N M	3		\$60.64	
Exc Award (06/30/2019, 06/30/2020, 06/30/2021)																		
17962	EL TREBOL	03/26/1966	Active(1)	17	1	2	-1	-5.56%	20	20	0		2	R	0		\$42.24	
17687	ESPERANZA	05/02/1963	Active(1)	31	1	1	0	0.00%	32	7	2		None	P,M,VP,SC	2		\$85.32	
Exc Award (06/30/2018)																		
58330	FORMOSA	05/24/1996	Active(1)	24	0	0	0	0.00%	23		7		None	P,S,T,M,VP SC	7		\$51.84	
Exc Award (06/30/2019)																		
17965	GALVEZ	10/29/1958	Active(1)	15	1	0	1	7.14%	13		3		2	T,M,VP,SC	5		\$37.08	
Exc Award (06/30/2018)																		
146356	Gálvez Causa Específica, Hambre	05/27/2021	Active(1)	29	2	1	1	3.57%	25	1	0			IP M,SC	0		\$109.39	
Exc Award (06/30/2024)																		
99756	GDOR CRESPO PARA LA COMUNIDAD	06/27/2007	Active(1)	20	0	0	0	0.00%	18		5		2	R	0		\$43.20	
117883	GENERAL JOSE DE SAN MARTIN	09/24/2012	Active(1)	18	0	5	-5	-21.74%	23	4	3		2	N VP,SC	0		\$64.19	
Exc Award (06/30/2021)																		
17691	GOYA	03/04/1964	Active(1)	64	14	3	11	20.75%	63	3	0			N	1		\$290.53	
Exc Award (06/30/2019, 06/30/2020, 06/30/2021)																		
17692	IGUAZU	08/24/1973	Active(1)	14	3	1	2	16.67%	12	9	1			N M,SC	1		\$25.92	
29497	LAGUNA BLANCA	06/18/1974	Active(1)	24	6	4	2	9.09%	21	9	3			M,VP,SC	0		\$78.20	
Exc Award (06/30/2021)																		
38646	MALABRIGO	06/23/1980	Active(1)	17	1	1	0	0.00%	18	11	2		2	M,VP	0		\$112.77	
Exc Award (06/30/2018)																		
17694	MERCEDES	12/16/1964	Active(1)	11	0	0	0	0.00%	11		17			M,VP,SC	17		\$23.76	
134335	Monte Caseros	04/17/2018	Active(1)	21	4	1	3	16.67%	18	0	3			VP	3		\$38.88	
17699	OBERA	10/14/1965	Active(1)	27	5	2	3	12.50%	24	2	2			VP,SC	0		\$49.68	
Exc Award (06/30/2018, 06/30/2019, 06/30/2020)																		
135000	Parana Campaña	06/20/2018	Active(1)	13	1	0	1	8.33%	12		0			R	6		\$27.48	
17968	PARANA CENTRO	04/04/1963	Active(1)	23	3	2	1	4.55%	24	13	3		2	VP,SC	2		\$47.52	



Club Health Assessment for District O 2 through March 2025

			Status	Membership							Reports					Finance	LCIF
Club Number	Club Name	Charter Date		Current Member Count	YTD Members Added	YTD Members Dropped	YTD Net Growth	YTD Net Growth%	Member Count 12 Months Ago	Avg. length of service for dropped members	Months Since Last MMR ***	Yrs. Since Last Officer Report	President Rotation	Vice President Reported ****	Months Since Last Activity Report ***	Account Balance	Donations for current Fiscal Year
			Number of times on status quo within last two years	If below 15 members appears				If net loss is greater than 20% appears			If no report in 3 months appears in	When more than one year appears in	Number of repeat terms	Notes the officers that do not have an active	If no report at 12 months appears in red		
Exc Award (06/30/2017, 06/30/2018)																	
110671	PARANA MUJERES EN ACCION	04/06/2011	Active(1)	23	5	1	4	21.05%	23	11	3		2	N	M,SC	0	\$51.63
Exc Award (06/30/2019)																	
17969	PARANA PARQUE URQUIZA	03/03/1970	Active(1)	23	7	0	7	43.75%	16		2				M,VP,SC	3	\$90.18
Exc Award (06/30/2017, 06/30/2019, 06/30/2021)																	
17700	PASO DE LOS LIBRES	11/01/1961	Active(1)	34	1	0	1	3.03%	34		3			N		0	\$249.85
Exc Award (06/30/2019, 06/30/2021)																	
43155	POSADAS DOCTOR RAMON MADARIAGA	11/14/1983	Active(1)	25	3	0	3	13.64%	22		0		2		M,VP,SC	0	\$63.07
Exc Award (06/30/2019, 06/30/2020, 06/30/2021)																	
66792	POSADAS-ANDRESITO MISIONES	11/14/2002	Active(1)	51	25	2	23	82.14%	28	9	0		2	N	SC	0	\$121.20
Exc Award (06/30/2018, 06/30/2021)																	
17703	PRESIDENCIA ROQ SAENZ	06/05/1959	Active(1)	11	2	9	-7	-38.89%	18	2	1			N	T,M	0	\$65.60
126577	Pueblo Muñoz Benard	01/22/2016	Active(1)	15	2	0	2	15.38%	13		3			R	SC	0	\$33.60
Exc Award (06/30/2018, 06/30/2021)																	
17705	RAFAELA	01/09/1960	Active(1)	24	1	1	0	0.00%	24	25	3			R		0	\$99.44
17706	RECONQUISTA	05/15/1964	Active(1)	109	25	10	15	15.96%	86	14	2			N	M,SC	0	\$263.46
Exc Award (06/30/2018, 06/30/2019, 06/30/2021)																	
44987	RECREO	05/20/1985	Active(1)	25	2	3	-1	-3.85%	25	3	0			R		0	\$403.17
Exc Award (06/30/2018, 06/30/2019, 06/30/2021)																	
17707	RESISTENCIA	09/16/1958	Active(1)	23	9	2	7	43.75%	16	12	3				VP,SC	0	\$277.47
Exc Award (06/30/2021)																	
17708	RESISTENCIA SAN FERNA	12/01/1967	Active(1)	25	3	0	3	13.64%	28		0		3		M,VP,SC	0	\$129.87
Exc Award (06/30/2021)																	
126897	Romang Estrella Solidaria	02/19/2016	Active(1)	22	13	0	13	144.44%	9		0		3		M,VP,SC	2	\$25.27
17976	ROSARIO LUIS PASTEUR	03/26/1969	Active(1)	5	0	0	0	0.00%	5		11				P,M,VP,SC	24+	\$10.80
48903	ROSARIO PARQUE	09/23/1988	Active(1)	10	2	0	2	25.00%	8		3				M,VP,SC	1	\$17.28
17709	SAN CARLOS CENTRO	10/30/1958	Active(1)	20	0	2	-2	-9.09%	21	4	0			N	T	0	\$197.51
Exc Award (06/30/2018)																	



Club Health Assessment for District O 2 through March 2025

			Status	Membership							Reports					Finance	LCIF
Club Number	Club Name	Charter Date		Current Member Count	YTD Members Added	YTD Members Dropped	YTD Net Growth	YTD Net Growth%	Member Count 12 Months Ago	Avg. length of service for dropped members	Months Since Last MMR ***	Yrs. Since Last Officer Report	President Rotation	Vice President Reported ****	Months Since Last Activity Report ***	Account Balance	Donations for current Fiscal Year
			Number of times on status quo within last two years	If below 15 members appears				If net loss is greater than 20% appears			If no report in 3 months appears in	When more than one year appears in	Number of repeat terms	Notes the officers that do not have an active	If no report at 12 months appears in red		
68767	SAN CARLOS SUD	05/05/2003	Active(1)	14	0	4	-4	-22.22%	18	12	7			N	7		\$38.88
Exc Award (06/30/2018, 06/30/2019, 06/30/2020)																	
17710	SAN CRISTOBAL	12/21/1961	Active(1)	11	0	3	-3	-21.43%	14	19	6			M,VP,SC	17		\$25.92
17712	SAN JAVIER SANTA FE	10/15/1966	Active(1)	25	3	1	2	8.70%	20	8	0			M,VP,SC	4		\$93.88
Exc Award (06/30/2019)																	
17713	SAN JERONIMO NORTE	07/19/1963	Active(1)	28	0	0	0	0.00%	28		1		2	N	M	1	\$166.64
Exc Award (06/30/2018)																	
17985	SAN JORGE	12/16/1966	Active(1)	13	5	0	5	62.50%	8		3		3	R	T,M,VP,SC	0	\$17.28
59871	SAN JORGE NUESTRA SRA DE ITATI	07/22/1997	Active(1)	18	0	0	0	0.00%	18		19			T,M,VP,SC	0		\$38.88
Exc Award (06/30/2018)																	
17714	SAN JUSTO	09/29/1967	Active(1)	39	2	0	2	5.41%	33		1			N		0	\$90.48
Exc Award (06/30/2016, 06/30/2018, 06/30/2020)																	
17986	SAN LORENZO	05/22/1960	Active(1)	35	17	2	15	75.00%	21	16	0		None	P,S,M,VP,SC	0		\$51.12
Exc Award (06/30/2018, 06/30/2019, 06/30/2020)																	
101852	SAN VICENTE	04/16/2008	Active(1)	16	0	0	0	0.00%	16		11			N	T,M,SC	7	\$32.40
17717	SANTA FE	05/31/1955	Active(1)	27	3	1	2	8.00%	27	15	0		3	N	M,VP	0	\$298.63
Exc Award (06/30/2018, 06/30/2020)																	
17719	SANTO TOME CORRIENTES	07/16/1973	Active(1)	5	0	0	0	0.00%	5		19	1	None	P,S,T,M,VP SC	24+		\$10.80
17720	SANTO TOME SANTA FE	10/25/1964	Active(1)	33	15	4	11	50.00%	26	9	0			N	T	0	\$87.75
Exc Award (06/30/2019, 06/30/2021, 06/30/2020)																	
17721	TOSTADO	06/28/1962	Active(1)	10	0	0	0	0.00%	10		9		10		M,VP,SC	0	\$33.26
17722	VILLA ANGELA	04/10/1959	Active(1)	54	0	0	0	0.00%	53		9			N		0	\$154.24
Exc Award (06/30/2021, 06/30/2023)																	
17989	VILLA CANAS	11/14/1970	Active(1)	29	2	0	2	7.41%	27		3			N		0	\$302.16
Exc Award (06/30/2021, 06/30/2023)																	
50637	VILLA OCAMPO	06/01/1990	Active(1)	33	1	1	0	0.00%	33	22	4		2	N	T	0	\$1,299.57
Exc Award (06/30/2019, 06/30/2021, 06/30/2020)																	



Club Health Assessment for District O 2 through March 2025

			Status	Membership							Reports					Finance	LCIF
Club Number	Club Name	Charter Date		Current Member Count	YTD Members Added	YTD Members Dropped	YTD Net Growth	YTD Net Growth%	Member Count 12 Months Ago	Avg. length of service for dropped members	Months Since Last MMR ***	Yrs. Since Last Officer Report	President Rotation	Vice President Reported ****	Months Since Last Activity Report ***	Account Balance	Donations for current Fiscal Year
			Number of times on status quo within last two years	If below 15 members appears				If net loss is greater than 20% appears			If no report in 3 months appears in	When more than one year appears in	Number of repeat terms	Notes the officers that do not have an active	If no report at 12 months appears in red		

Clubs Cancelled Previous Fiscal Year – Clubs Cancelled within last 12 months may be reinstated

Club Number	Club Name	Charter Date	Current Status*	Cancellation Date
67585	LAS LOMITAS	03/17/2003	Cancelled(6*)	02/29/2024

Current Total Clubs Count	YTD New Clubs Count	YTD Cancelled Clubs Count	YTD Net Club Gain	Current Total Members Count	YTD Add	YTD Drop	YTD Net Growth	YTD Net Growth %	Member Count 12 Months Ago	Average Member Count Per Club	% of Clubs with less than 20 members	% No MMR in 3 Months	% No Officer Report in 12 Months	% of Clubs with balance 90+ days	Number of Clubs in Status Quo	% Status Quo Clubs in Financial Suspension	Number of Cancelled Clubs	Average Cancelled Club Age	Members Lost Due to Cancellation	% of Clubs Cancelled for Non-Financial Reasons
64	2	0	2	1,578	287	97	190	13.69%	1,393	25	34%	50%	2%	0%	0	0%	0	0	0	0%

* - P - Priority Club. Cancellation Reasons: 1-Objectives/conduct, 2-Non-active club, 5-Non-existing club, 6-Disbanding, 7-Merger, 8-Financial Suspension, 9-District/Multiple District Dues.

** - Abbreviation: P-President, S-Secretary, T-Treasurer, M-Member Chairperson, VP-First Vice President, MC-Communications Chairperson, SC-Service Chairperson

*** - Abbreviation: N/R - Never reported using the Lions Clubs website, N/A - Not applicable, No password registered for the Lions Clubs website.

**** - Abbreviation: N - New, IP - Immediate Past, R - Repeat.



Club Health Assessment for District O 3 through March 2025

			Status	Membership							Reports					Finance	LCIF	
Club Number	Club Name	Charter Date		Current Member Count	YTD Members Added	YTD Members Dropped	YTD Net Growth	YTD Net Growth%	Member Count 12 Months Ago	Avg. length of service for dropped members	Months Since Last MMR ***	Yrs. Since Last Officer Report	President Rotation	Vice President Reported ****	Months Since Last Activity Report ***	Account Balance	Donations for current Fiscal Year	
			Number of times on status quo within last two years	If below 15 members appears				If net loss is greater than 20% appears			If no report in 3 months appears in	When more than one year appears in	Number of repeat terms		Notes the officers that do not have an active	If no report at 12 months appears in red		
Clubs more than two years old																		
66767	25 DE MAYO LA PAMPA	10/30/2002	Active(1)	26	3	1	2	8.33%	24	9	3		2	N		0		
	Exc Award (06/30/2018, 06/30/2019, 06/30/20																	
17725	ALLEN	03/27/1967	Active	21	0	0	0	0.00%	21		1			N	VP,SC	24+		
17726	AYACUCHO	12/22/1966	Active(1)	18	1	2	-1	-5.26%	21	30	3		2	N		0		
	Exc Award (06/30/2016)																	
17729	BAHIA BLANCA PALIHUE	05/20/1970	Active	2	0	0	0	0.00%	2		12		None		P,S,T,M,VP SC	24+		
17730	BALCARCE	08/18/1965	Active	25	0	0	0	0.00%	23		7		2	R	M,SC	0		\$120.00
	Exc Award (06/30/2016, 06/30/2019, 06/30/20																	
47712	CALETA OLIVIA	09/15/1987	Active(1)	21	1	1	0	0.00%	20	0	5		4	N	M,SC	1		
	Exc Award (06/30/2021)																	
17732	CARHUE	04/19/1969	Active(1)	18	0	1	-1	-5.26%	19	6	2				P,M,VP,SC	5		
17733	CARMEN DE PATAGONES	04/04/1970	Active(1)	9	0	0	0	0.00%	9		11		2	R		0		
	Exc Award (06/30/2018, 06/30/2023)																	
37951	CATRIEL	01/07/1980	Active	36	0	0	0	0.00%	34		4			N	SC	3		\$80.00
	Exc Award (06/30/2016)																	
17734	CENTENARIO	08/10/1967	Active(1)	8	0	0	0	0.00%	8		8		5		M,VP,SC	0		
42083	CHOELE CHOEL	12/15/1982	Active(1)	16	0	0	0	0.00%	16		8			N	VP,SC	2		
	Exc Award (06/30/2016)																	
17736	CINCO SALTOS	09/09/1966	Active	10	0	2	-2	-16.67%	12	8	0		2		M,VP,SC	16		
17735	CIPOLLETTI	10/12/1966	Active(1)	24	0	1	-1	-4.00%	26	6	8				M,VP,SC	7		\$110.00
	Exc Award (06/30/2018)																	
110300	CIPOLLETTI TREKAN	02/18/2011	Active(1)	13	0	0	0	0.00%	14		10			N	M,SC	3		
	Exc Award (06/30/2018)																	
17737	COMODORO RIVADAVIA	05/31/1970	Active(1)	6	0	5	-5	-45.45%	11	20	0				M,VP,SC	9		
	Exc Award (06/30/2016)																	
17740	CUTRAL CO PLAZA HUINCUL	06/06/1970	Active(1)	20	6	2	4	25.00%	20	16	0			N	M,SC	6		
	Exc Award (06/30/2016)																	



Club Health Assessment for District O 3 through March 2025

			Status	Membership							Reports					Finance	LCIF
Club Number	Club Name	Charter Date		Current Member Count	YTD Members Added	YTD Members Dropped	YTD Net Growth	YTD Net Growth%	Member Count 12 Months Ago	Avg. length of service for dropped members	Months Since Last MMR ***	Yrs. Since Last Officer Report	President Rotation	Vice President Reported ****	Months Since Last Activity Report ***	Account Balance	Donations for current Fiscal Year
			Number of times on status quo within last two years	If below 15 members appears				If net loss is greater than 20% appears			If no report in 3 months appears in	When more than one year appears in	Number of repeat terms		Notes the officers that do not have an active	If no report at 12 months appears in red	
39882	DARREGUEIRA	05/07/1981	Active	13	0	0	0	0.00%	13		12				M,VP,SC	1	
	Exc Award (06/30/2016)																
17744	GENERAL ROCA	06/22/1963	Active(1)	12	0	0	0	0.00%	12		19		2		M,VP,SC	18	
	Exc Award (06/30/2016, 06/30/2018)																
46725	HUITRU	12/29/1986	Active(1)	18	0	0	0	0.00%	20		10				S,T,M,VP,SC	23	
51666	LAS HERAS SANTA CRUZ	05/17/1991	Active(1)	17	3	1	2	13.33%	15	21	2				M,VP,SC	0	
17748	MAR DE AJO	04/26/1964	Active(1)	7	0	1	-1	-12.50%	8	12	6		2	R	M,SC	11	
130728	Mar del Plata Faro	04/25/2017	Active(1)	7	0	0	0	0.00%	13		10	1	None		P,S,T,M,VP SC	19	
17749	MAR DEL PLATA NORTE	11/01/1969	Active	15	0	0	0	0.00%	15		12		2		M,VP,SC	15	\$20.00
	Exc Award (06/30/2018, 06/30/2023)																
17753	NECOCHEA	05/04/1963	Active	16	0	4	-4	-20.00%	17	5	2				M,VP,SC	2	\$40.00
	Exc Award (06/30/2016, 06/30/2024)																
17754	NEUQUEN	07/14/1971	Active	19	1	0	1	5.56%	19		5				M,VP,SC	0	
	Exc Award (06/30/2016, 06/30/2019, 06/30/2020)																
55503	PLOTTIER	04/05/1994	Active	18	0	0	0	0.00%	20		9			N	M,SC	3	
	Exc Award (06/30/2023)																
36061	PUAN	09/06/1978	Active	21	1	0	1	5.00%	19		3				M,VP,SC	0	\$10.00
47254	PUERTO DESEADO	04/29/1987	Active	7	0	0	0	0.00%	7		3		5		M,VP,SC	0	
17757	PUERTO INGENIERO WHITE	11/15/1968	Active(1)	7	1	2	-1	-12.50%	8	12	3		6	R	T,M,SC	0	
17759	PUNTA ALTA	06/01/1970	Active	7	0	2	-2	-22.22%	9	11	0			N	M,VP	5	
	Exc Award (06/30/2016)																
46726	RADA TILLY	12/02/1986	Active	11	0	0	0	0.00%	9		9	1	None		P,S,T,M,VP SC	10	
	Exc Award (06/30/2016)																
17761	RIO GALLEGOS	04/27/1968	Active	35	8	1	7	25.00%	27	1	2			N	M,SC	0	
	Exc Award (06/30/2021, 06/30/2023, 06/30/2024)																
51142	RIO GRANDE	12/28/1990	Active(1)	16	0	2	-2	-11.11%	15	8	5		7	R		12	
32419	SAN CARLOS DE BARILOCHE	06/17/1976	Active	20	0	0	0	0.00%	20		10				S,T,M,VP,SC	2	\$800.00



Club Health Assessment for District O 3 through March 2025

			Status	Membership							Reports					Finance		LCIF		
Club Number	Club Name	Charter Date		Current Member Count	YTD Members Added	YTD Members Dropped	YTD Net Growth	YTD Net Growth%	Member Count 12 Months Ago	Avg. length of service for dropped members	Months Since Last MMR ***	Yrs. Since Last Officer Report	President Rotation	Vice President Reported ****	Months Since Last Activity Report ***	Account Balance	Donations for current Fiscal Year			
			Number of times on status quo within last two years	If below 15 members appears				If net loss is greater than 20% appears			If no report in 3 months appears in	When more than one year appears in	Number of repeat terms	Notes the officers that do not have an active	If no report at 12 months appears in red					
77618	SAN MARTIN DE LOS ANDES CHAPELCO Exc Award (06/30/2019, 06/30/2023)	10/06/2003	Active	18	0	2	-2	-10.00%	20	4	0			IP	M,SC	0				
17765	SANTA ROSA	07/31/1965	Active	11	1	0	1	10.00%	9		7		4	N	M,VP,SC	18				
17767	SANTA TERESITA Exc Award (06/30/2016)	11/20/1972	Active	23	2	1	1	4.55%	19	3	0			N		3				
17769	TANDIL	01/09/1958	Active	0	0	2	-2	-100.00%	6	32	5		None		P,S,T,M,VP SC	24+				
17771	TRENQUE LAUQUEN	11/15/1963	Active	11	0	1	-1	-8.33%	12	53	8		4		M,VP,SC	5				
17773	USHUAIA	12/04/1967	Active(1)	20	9	3	6	42.86%	15	8	1		2		M,VP,SC	0				
17777	VILLA REGINA Exc Award (06/30/2016)	09/04/1964	Active	10	0	1	-1	-9.09%	10	1	0			N		10				
142538	Zapala Antu	08/10/2020	Active(1)	22	12	3	9	69.23%	10	1	0		3		S,T,M,VP,SC	12				
Current Total Clubs Count	YTD New Clubs Count	YTD Cancelled Clubs Count	YTD Net Club Gain	Current Total Members Count	YTD Add	YTD Drop	YTD Net Growth	YTD Net Growth %	Member Count 12 Months Ago	Average Member Count Per Club	% of Clubs with less than 20 members	% No MMR in 3 Months	% No Officer Report in 12 Months	% of Clubs with balance 90+ days	Number of Clubs in Status Quo	% Status Quo Clubs in Financial Suspension	Number of Cancelled Clubs	Average Cancelled Club Age	Members Lost Due to Cancellation	% of Clubs Cancelled for Non-Financial Reasons
42	0	0	0	654	49	41	8	1.24%	647	16	69%	67%	5%	0%	0	0%	0	0	0	0%

* - P - Priority Club. Cancellation Reasons: 1-Objectives/conduct, 2-Non-active club, 5-Non-existing club, 6-Disbanding, 7-Merger, 8-Financial Suspension, 9-District/Multiple District Dues.

** - Abbreviation: P-President, S-Secretary, T-Treasurer, M-Member Chairperson, VP-First Vice President, MC-Communications Chairperson, SC-Service Chairperson

*** - Abbreviation: N/R - Never reported using the Lions Clubs website, N/A - Not applicable, No password registered for the Lions Clubs website.

**** - Abbreviation: N - New, IP - Immediate Past, R - Repeat.



Club Health Assessment for District O 4 through March 2025

			Status	Membership							Reports					Finance	LCIF
Club Number	Club Name	Charter Date		Current Member Count	YTD Members Added	YTD Members Dropped	YTD Net Growth	YTD Net Growth%	Member Count 12 Months Ago	Avg. length of service for dropped members	Months Since Last MMR ***	Yrs. Since Last Officer Report	President Rotation	Vice President Reported ****	Months Since Last Activity Report ***	Account Balance	Donations for current Fiscal Year
			Number of times on status quo within last two years	If below 15 members appears				If net loss is greater than 20% appears			If no report in 3 months appears in	When more than one year appears in	Number of repeat terms	Notes the officers that do not have an active	If no report at 12 months appears in red		
Clubs less than two years old																	
179701	Agustin Ferrari	11/19/2024	Active	21	21	0	21	100.00%	0		3			M,VP,SC	2		
156903	Los Tapiales	01/22/2024	Active	8	1	14	-13	-61.90%	21	1	0		None	P,T,M,VP,SC	N/R		
179581	Malvinas Argentinas	11/13/2024	Active	21	21	0	21	100.00%	0		1			M,VP,SC	N/R		
Clubs more than two years old																	
117776	"SAN ANDRES" BRIGADIER GENERAL JUAN MANUEL DE	09/20/2012	Active	15	0	0	0	0.00%	16		3			N	M,SC	3	\$10.00
36389	B A PARQUE AVELLANEDA	12/18/1978	Active	17	18	4	14	466.67%	3	27	0			N	M,SC	12	\$6.25
146493	Barrancas de Vicente Lopez de la Región D	06/14/2021	Active	23	2	0	2	9.52%	22		4		5	N	M,SC	15	
17778	BECCAR	04/01/1969	Active	7	1	2	-1	-12.50%	9	4	0			R	M	0	\$39.90
34770	BENAVIDEZ	12/01/1977	Active	14	2	0	2	16.67%	9		3		3	N	M	4	
Exc Award (06/30/2024)																	
17779	BOULOGNE	07/04/1968	Active	3	0	0	0	0.00%	3		40	2	None	P,S,T,M,VP SC	24+		
34459	BS AS PARQUE CHACABUCO	09/09/1977	Active	10	0	0	0	0.00%	10		29	1	None	P,S,T,M,VP SC	24+	\$5.00	
17781	BUENOS AIRES	10/16/1954	Active	22	2	1	1	4.76%	23	9	0				M,VP	0	\$5.00
17783	BUENOS AIRES BARRACAS	10/18/1961	Active	2	0	0	0	0.00%	2		65	1	None	P,S,T,M,VP SC	24+		
17788	BUENOS AIRES CATEDRAL	12/10/1970	Active	17	1	0	1	6.25%	16		3			N		3	\$15.00
17806	BUENOS AIRES CHACARITA	12/18/1969	Active	5	0	0	0	0.00%	5		14	1	None	P,S,T,M,VP SC	24		
17800	BUENOS AIRES LINIERS	06/19/1963	Active	10	0	0	0	0.00%	10		11		4		M,VP,SC	22	
148115	Buenos Aires Obelisco	08/30/2021	Active	19	5	5	0	0.00%	19	2	4			R		0	\$532.50
Exc Award (06/30/2024)																	
84240	BUENOS AIRES UBA FACULTAD DE DERECHO	12/21/2004	Active	12	1	1	0	0.00%	11	7	0			N	M,SC	9	\$5.00
Exc Award (06/30/2024)																	
17816	BUENOS AIRES VILLA URQUIZA	11/11/1967	Active	4	0	0	0	0.00%	4		33	1	None	P,S,T,M,VP SC	24+		
101666	CASEROS TRES DE FEBRERO	04/01/2008	Active(1)	18	5	4	1	5.88%	17	5	0			N	SC	4	\$16.95
17821	CASTELAR	10/07/1964	Active	6	2	0	2	50.00%	4		3		2		M,VP,SC	0	



Club Health Assessment for District O 4 through March 2025

Club Number	Club Name	Charter Date	Status	Membership							Reports					Finance	LCIF
				Current Member Count	YTD Members Added	YTD Members Dropped	YTD Net Growth	YTD Net Growth%	Member Count 12 Months Ago	Avg. length of service of dropped members	Months Since Last MMR ***	Yrs. Since Last Officer Report	President Rotation	Vice President Reported ****	Months Since Last Activity Report ***	Account Balance	Donations for current Fiscal Year
			Number of times on status quo within last two years	If below 15 members appears				If net loss is greater than 20% appears			If no report in 3 months appears	When more than one year appears in	Number of repeat terms	Notes the officers that do not have an active	If no report at 12 months red		
17823	CIUDAD GEN MAR MIG DE GUEMES Exc Award (06/30/2024)	08/27/1966	Active	13	6	7	-1	-7.14%	14	3	0			VP	2		\$11.25
103747	DON TORCUATO CENTRO	11/07/2008	Active	10	2	1	1	11.11%	9	14	4		2	R	M,SC	0	\$5.00
35765	EL TALAR	06/19/1978	Active(1)	10	0	0	0	0.00%	10		19		3	R	VP,SC	0	
27986	GENERAL PACHECO Exc Award (06/30/2024)	01/03/1974	Active	26	0	0	0	0.00%	26		4			N	SC	0	\$100.00
17829	GENERAL SAN MARTIN Exc Award (06/30/2017)	05/20/1964	Active(1)	7	1	2	-1	-12.50%	11	3	4			R	T,SC	4	
17833	HAEDO	12/13/1963	Active	5	0	3	-3	-37.50%	8	19	0		9		P,M,VP,SC	16	
17835	ITUZAINGO	04/05/1968	Active(1)	5	0	0	0	0.00%	6		9	1	None		P,S,T,M,VP SC	9	
17836	JOSE C PAZ	12/12/1966	Active	25	3	1	2	8.70%	23	8	4			R	SC	5	\$10.00
144866	José Hernández-General San Martin	01/12/2021	Active	4	2	0	2	100.00%	3		3				M,VP,SC	15	
36331	LOMA HERMOSA 3 DE FEBRERO L C Exc Award (06/30/2023)	12/05/1978	Active	24	2	0	2	9.09%	23		0		2	N	M	3	\$996.90
43751	MARTIN CORONADO Exc Award (06/30/2018)	04/06/1984	Active	17	0	0	0	0.00%	17		11		2	R		0	\$124.75
17838	MARTINEZ	05/17/1965	Active	15	2	1	1	7.14%	14	10	4		6	R		0	\$25.00
31351	MERLO MARIANO ACOSTA Exc Award (06/30/2024)	11/21/1975	Active	28	3	9	-6	-17.65%	25	0	4		2		VP,SC	6	\$2,045.90
17842	MORON	04/29/1964	Active	9	0	0	0	0.00%	10		10		6	R	M	14	
126414	Rincon de Milberg Nuevo Delta	12/17/2015	Active	13	2	0	2	18.18%	11		3		2	R		0	\$17.50
17849	SAN ISIDRO	03/23/1961	Active	11	0	0	0	0.00%	12		6				P,M,VP	1	
17851	SANTOS LUGARES	06/14/1966	Active	3	3	1	2	200.00%	1	44	3				M,VP,SC	19	
17852	TIGRE	08/28/1964	Active	28	8	0	8	40.00%	22		3				M,VP,SC	0	\$10.00
63589	VICENTE LOPEZ SIGLO XXI	09/11/2000	Active	15	0	1	-1	-6.25%	16	15	3			N		0	\$5.70
17856	VILLA ADELINA	05/18/1970	Active	25	3	1	2	8.70%	19	14	0			R		0	\$35.00



Club Health Assessment for District O 4 through March 2025

Club NumberClub NameCharter Date			Status	Membership							Reports					Finance		LCIF		
				Current Member Count	YTD Members Added	YTD Members Dropped	YTD Net Growth	YTD Net Growth%	Member Count 12 Months Ago	Avg. length of service for dropped members	Months Since Last MMR ***	Yrs. Since Last Officer Report	President Rotation	Vice President Reported ****	Months Since Last Activity Report ***	Account Balance	Donations for current Fiscal Year			
			Number of times on status quo within last two years	If below 15 members appears				If net loss is greater than 20% appears			If no report in 3 months appears in	When more than one year appears in	Number of repeat terms	Notes the officers that do not have an active	If no report at 12 months appears in red					
Exc Award (06/30/2024)																				
17857	VILLA BALLESTER	05/05/1966	Active	17	1	0	1	6.25%	16		4		2	N	0		\$1,285.00			
89454	VILLA BOSCH CENTRO	10/19/2005	Active	9	6	2	4	80.00%	5	7	0		4	VP,SC	0					
119137	VILLA LIBERTAD	04/09/2013	Active	29	0	0	0	0.00%	22		3			N	0		\$101.90			
Exc Award (06/30/2024)																				
104633	VILLA LYNCH CENTRO	03/26/2009	Active	11	2	1	1	10.00%	7	4	2			IP	M,SC	4	\$10.00			
Exc Award (06/30/2024)																				
17859	VILLA MARTELLI	06/23/1971	Active	15	0	1	-1	-6.25%	16	3	3		2	R	0		\$55.00			
Current Total Clubs Count	YTD New Clubs Count	YTD Cancelled Clubs Count	YTD Net Club Gain	Current Total Members Count	YTD Add	YTD Drop	YTD Net Growth	YTD Net Growth %	Member Count 12 Months Ago	Average Member Count Per Club	% of Clubs with less than 20 members	% No MMR in 3 Months	% No Officer Report in 12 Months	% of Clubs with balance 90+ days	Number of Clubs in Status Quo	% Status Quo Clubs in Financial Suspension	Number of Cancelled Clubs	Average Cancelled Club Age	Members Lost Due to Cancellation	% of Clubs Cancelled for Non-Financial Reasons
45	2	0	2	628	128	62	66	11.74%	550	14	76%	71%	13%	0%	0	0%	0	0	0	0%

* - P - Priority Club. Cancellation Reasons: 1-Objectives/conduct, 2-Non-active club, 5-Non-existing club, 6-Disbanding, 7-Merger, 8-Financial Suspension, 9-District/Multiple District Dues.

** - Abbreviation: P-President, S-Secretary, T-Treasurer, M-Member Chairperson, VP-First Vice President, MC-Communications Chairperson, SC-Service Chairperson

*** - Abbreviation: N/R - Never reported using the Lions Clubs website, N/A - Not applicable, No password registered for the Lions Clubs website.

**** - Abbreviation: N - New, IP - Immediate Past, R - Repeat.



Club Health Assessment for District O 5 through March 2025

			Status	Membership						Reports					Finance		LCIF	
Club Number	Club Name	Charter Date		Current Member Count	YTD Members Added	YTD Members Dropped	YTD Net Growth	YTD Net Growth%	Member Count 12 Months Ago	Avg. length of service for dropped members	Months Since Last MMR ***	Yrs. Since Last Officer Report	President Rotation	Vice President Reported ****	Months Since Last Activity Report ***	Account Balance	Donations for current Fiscal Year	
			Number of times on status quo within last two years	If below 15 members appears			If net loss is greater than 20% appears			If no report in 3 months appears in			When more than one year appears in	Number of repeat terms	Notes the officers that do not have an active	If no report at 12 months appears in red		
Clubs less than two years old																		
180881	Junín Autismo	02/19/2025	Newly Chartered	29	29	0	29	100.00%	0		0			N	M,SC	N/R		
172452	Temperley Turdera	06/25/2024	Active	20	0	0	0	0.00%	0		4				VP,SC	1		
Clubs more than two years old																		
17995	ARRECIFES	10/29/1960	Active	14	2	0	2	16.67%	12		3			R	S	19		
125967	Baigorrita	10/16/2015	Active	4	1	3	-2	-33.33%	6	13	6				M,VP,SC	3		
17913	BERAZATEGUI	09/18/1962	Active	57	1	15	-14	-19.72%	52	5	1			R	M,SC	0		\$8.42
Exc Award (06/30/2023)																		
85981	BERAZATEGUI CENTRO AGRICOLA EL PATO	03/24/2005	Active	19	11	3	8	72.73%	7	0	3		2		M,VP,SC	0		
17915	BERISSO	12/11/1963	Active	16	1	1	0	0.00%	16	0	4		2	R	SC	0		
43752	BERNAL OESTE	04/06/1984	Active	19	0	5	-5	-20.83%	24	14	0				M,VP,SC	0		\$7.14
17999	BRAGADO	06/28/1965	Active	8	0	1	-1	-11.11%	9	11	6				VP	0		\$2.00
149344	Brandsen	12/27/2021	Active	6	0	0	0	0.00%	6		0		2	N	M	0		\$15.97
17917	BURZACO	11/11/1965	Active	9	0	0	0	0.00%	9		20	1	None		P,S,T,M,VP SC	24+		
144948	Campana Centro	01/25/2021	Active(1)	5	0	2	-2	-28.57%	1	1	0		3		S,M,VP,SC	0		\$0.84
127992	Cañuelas	06/20/2016	Active	14	0	1	-1	-6.67%	16	9	10				M,VP,SC	0		\$9.18
110048	CAPILLA	01/11/2011	Active	17	0	1	-1	-5.56%	19	10	6			N	SC	0		\$61.36
18002	CAPITAN SARMIENTO	04/20/1963	Active	27	1	1	0	0.00%	25	7	3				M,VP,SC	0		\$10.00
34391	CARLOS CASARES	08/03/1977	Active	32	1	2	-1	-3.03%	32	24	2			IP	SC	0		\$131.00
17919	CHASCOMUS	03/03/1969	Active	23	7	1	6	35.29%	16	56	1			N	SC	0		
Exc Award (06/30/2023)																		
18005	CHIVILCOY	10/22/1964	Active	24	2	1	1	4.35%	22	3	1			N		0		\$235.60
Exc Award (06/30/2020)																		
17922	DON BOSCO	05/21/1964	Active	24	3	1	2	9.09%	21	0	2			N		0		\$21.87
Exc Award (06/30/2017)																		



Club Health Assessment for District O 5 through March 2025

			Status	Membership							Reports					Finance	LCIF
Club Number	Club Name	Charter Date		Current Member Count	YTD Members Added	YTD Members Dropped	YTD Net Growth	YTD Net Growth%	Member Count 12 Months Ago	Avg. length of service for dropped members	Months Since Last MMR ***	Yrs. Since Last Officer Report	President Rotation	Vice President Reported ****	Months Since Last Activity Report ***	Account Balance	Donations for current Fiscal Year
			Number of times on status quo within last two years	If below 15 members appears				If net loss is greater than 20% appears			If no report in 3 months appears in	When more than one year appears in	Number of repeat terms	Notes the officers that do not have an active	If no report at 12 months appears in red		
17923	ENSENADA	11/04/1963	Active	14	1	0	1	7.69%	14		0		2	R VP	0		\$188.06
	Exc Award (06/30/2021)																
18008	ESCOBAR	11/25/1966	Active	15	4	2	2	15.38%	14	0	4		2	N P,M,SC	1		
45131	EZPELETA	06/28/1985	Active	29	1	0	1	3.57%	28		3			VP,SC	0		
18011	GENERAL RODRIGUEZ	05/25/1964	Active	21	2	0	2	10.53%	20		2			M,VP,SC	11		\$696.30
	Exc Award (06/30/2024)																
18014	JUNIN	05/14/1964	Active	21	0	3	-3	-12.50%	26	16	1		2	M,VP,SC	0		\$1.00
17935	LA PLATA LOS HORNOS	11/28/1969	Active	13	3	1	2	18.18%	12	55	3			IP P,T,M,SC	0		
17936	LA PLATA NORTE	08/10/1963	Active	11	0	0	0	0.00%	11		12			N	0		\$11.00
17937	LA PLATA SUR	06/06/1969	Active	20	1	1	0	0.00%	19	7	1			N	0		\$232.74
	Exc Award (06/30/2023)																
17940	LANUS	05/18/1961	Active	18	0	0	0	0.00%	27		0			N T,M,SC	0		\$66.30
100280	LANUS GERLI OESTE	10/01/2007	Active	32	15	0	15	88.24%	11		0			S,VP	0		\$16.84
	Exc Award (06/30/2023)																
17938	LAS FLORES	03/11/1966	Active	25	1	1	0	0.00%	25	43	5			IP	0		\$56.30
	Exc Award (06/30/2023)																
108132	LINCOLN	04/26/2010	Active	21	7	1	6	40.00%	14	15	2			N	0		\$664.64
	Exc Award (06/30/2023, 06/30/2024)																
45509	LOMAS DE ZAMORA	11/12/1985	Active	6	0	2	-2	-25.00%	8	13	3		2	VP,SC	0		\$40.00
	Exc Award (06/30/2023)																
18017	MERCEDES	08/23/1960	Active	11	1	0	1	10.00%	10		4		2	M,VP,SC	0		\$384.00
	Exc Award (06/30/2021)																
17932	MONTE GRANDE	01/27/1962	Active	29	2	3	-1	-3.33%	27	9	3			N	0		\$191.31
	Exc Award (06/30/2017, 06/30/2023, 06/30/2024)																
18020	NUEVE DE JULIO	12/21/1965	Active	33	0	1	-1	-2.94%	31	36	3			N	0		\$26.71
	Exc Award (06/30/2023)																
136847	Pila	11/20/2018	Active	8	0	1	-1	-11.11%	9	6	3		4	VP	0		\$6.30
34534	PRESIDENTE DERQUI	10/18/1977	Active	14	0	0	0	0.00%	14		10		2	N M,SC	0		\$12.60



Club Health Assessment for District O 5 through March 2025

			Status								Membership								Reports				Finance		LCIF
Club Number	Club Name	Charter Date		Current Member Count	YTD Members Added	YTD Members Dropped	YTD Net Growth	YTD Net Growth%	Member Count 12 Months Ago	Avg. length of service for dropped members	Months Since Last MMR ***	Yrs. Since Last Officer Report	President Rotation	Vice President Reported ****	Months Since Last Activity Report ***	Account Balance	Donations for current Fiscal Year								
			Number of times on status quo within last two years	If below 15 members appears				If net loss is greater than 20% appears			If no report in 3 months appears in	When more than one year appears in	Number of repeat terms	Notes the officers that do not have an active	If no report at 12 months appears in red										
17945	QUILMES	11/10/1961	Active	20	5	2	3	17.65%	15	12	3			R	0		\$144.94								
	Exc Award (06/30/2023)																								
97709	QUILMES OESTE	09/07/2006	Active	10	1	0	1	11.11%	9		3		2	R	M,VP,SC	7									
89655	QUILMES SAN FRANCISCO SOLANO	11/17/2005	Active	17	9	2	7	70.00%	10	17	4				M,VP,SC	0	\$20.00								
	Exc Award (06/30/2023)																								
43896	QUILMES VILLA LA FLORIDA	05/11/1984	Active	17	0	0	0	0.00%	16		3			N		0	\$392.60								
	Exc Award (06/30/2023)																								
38466	SAN JOSE	05/14/1980	Active	5	0	0	0	0.00%	4		5		2		M,VP,SC	1	\$14.72								
18027	SAN NICOLAS	07/18/1956	Active	18	0	3	-3	-14.29%	23	19	6			N	P,SC	0									
133584	Suipacha	01/31/2018	Active	19	4	0	4	26.67%	15		3				M,VP,SC	0	\$10.14								
	Exc Award (06/30/2019, 06/30/2021)																								
17952	VALENTIN ALSINA	06/25/1964	Active	7	5	5	0	0.00%	7	6	0		2		S,T,M,VP,SC	0									
	Exc Award (06/30/2023)																								
44444	WILDE CENTRO	12/14/1984	Active	17	2	0	2	13.33%	15		4			N		0	\$83.93								
18030	ZARATE	09/01/1961	Active	28	3	1	2	7.69%	26	17	0			N	SC	7	\$60.74								
Current Total Clubs Count	YTD New Clubs Count	YTD Cancelled Clubs Count	YTD Net Club Gain	Current Total Members Count	YTD Add	YTD Drop	YTD Net Growth	YTD Net Growth %	Member Count 12 Months Ago	Average Member Count Per Club	% of Clubs with less than 20 members	% No MMR in 3 Months	% No Officer Report in 12 Months	% of Clubs with balance 90+ days	Number of Clubs in Status Quo	% Status Quo Clubs in Financial Suspension	Number of Cancelled Clubs	Average Cancelled Club Age	Members Lost Due to Cancellation	% of Clubs Cancelled for Non-Financial Reasons					
47	1	0	1	866	126	67	59	7.31%	753	18	60%	62%	2%	0%	0	0%	0	0	0	0%					

* - P - Priority Club. Cancellation Reasons: 1-Objectives/conduct, 2-Non-active club, 5-Non-existing club, 6-Disbanding, 7-Merger, 8-Financial Suspension, 9-District/Multiple District Dues.

** - Abbreviation: P-President, S-Secretary, T-Treasurer, M-Member Chairperson, VP-First Vice President, MC-Communications Chairperson, SC-Service Chairperson

*** - Abbreviation: N/R - Never reported using the Lions Clubs website, N/A - Not applicable, No password registered for the Lions Clubs website.

**** - Abbreviation: N - New, IP - Immediate Past, R - Repeat.



Club Health Assessment for District R 1 through March 2025

			Status	Membership							Reports					Finance		LCIF
Club Number	Club Name	Charter Date		Current Member Count	YTD Members Added	YTD Members Dropped	YTD Net Growth	YTD Net Growth%	Member Count 12 Months Ago	Avg. length of service for dropped members	Months Since Last MMR ***	Yrs. Since Last Officer Report	President Rotation	Vice President Reported ****	Months Since Last Activity Report ***	Account Balance	Donations for current Fiscal Year	
			Number of times on status quo within last two years	If below 15 members appears					If net loss is greater than 20% appears		If no report in 3 months appears in	When more than one year appears in	Number of repeat terms	Notes the officers that do not have an active	If no report at 12 months appears in red			
Clubs less than two years old																		
172146	Miches	06/12/2024	Active	20	0	0	0	0.00%	0		9		None	P,S,T,M,VP SC	N/R	90+ Days		
172188	Santo Domingo PPC Herminio Bestan Diaz	06/12/2024	Active	20	0	0	0	0.00%	0		9		None	P,S,T,M,VP SC	N/A			
154453	Santo Domingo Profesora Altagracia Flores	06/16/2023	Active(2)	21	4	8	-4	-16.00%	26	2	3		N		0	90+ Days	\$65.00	
Clubs more than two years old																		
42427	ANDRES & BOCA CHICA Exc Award (06/30/2018, 06/30/2019, 06/30/20	03/29/1983	Active	41	5	2	3	7.89%	43	5	3		R		0	90+ Days	\$20.00	
127630	Bavaro Punta Cana Exc Award (06/30/2018)	06/10/2016	Active(3)	13	0	0	0	0.00%	13		12	1	None	P,S,T,M,VP SC	24			
43238	CONSUELO Exc Award (06/30/2019, 06/30/2024)	12/01/1983	Active	34	1	1	0	0.00%	33	6	0		N	P,M	11	90+ Days	\$40.00	
137894	Consuelo Magisterial	05/20/2019	Active(2)	8	0	3	-3	-27.27%	15	3	3		N	SC	13	90+ Days		
18087	EL SEIBO Exc Award (06/30/2018, 06/30/2019)	10/03/1966	Cancelled(8*)	0	0	23	-23	-100.00%	23	19	12		None	P,S,T,M,VP SC	9	90+ Days		
18089	HATO MAYOR Exc Award (06/30/2017, 06/30/2018)	08/28/1966	Active(1)	65	0	0	0	0.00%	65		7			M,VP,SC	12	90+ Days	\$20.00	
18090	HIGUEY Exc Award (06/30/2017, 06/30/2019, 06/30/20	07/20/1968	Active	66	0	14	-14	-17.50%	78	4	2		N		0		\$125.00	
143548	Higüey Damas La Altagracia Exc Award (06/30/2024)	11/19/2020	Active(1)	18	0	0	0	0.00%	18		9		2	R	M,SC	1	90+ Days	
143302	Juan Dolio Guayacanes	11/16/2020	Active(1)	24	0	0	0	0.00%	24		7		R	M	3	90+ Days		
150211	La Altagracia Docentes	03/16/2022	Active	22	3	4	-1	-4.35%	23	2	3		N	T,SC	1	90+ Days	\$30.00	
148167	La Caleta Magisterial	10/22/2021	Active(1)	3	0	0	0	0.00%	3		12	1	None	P,S,T,M,VP SC	N/A	90+ Days		
18093	LA ROMANA Exc Award (06/30/2019, 06/30/2024)	07/07/1968	Active	38	3	2	1	2.70%	32	6	0		N	M	0		\$100.00	
59363	LA ROMANA ALFA ROMANA Exc Award (06/30/2017, 06/30/2018, 06/30/20	04/14/1997	Active	36	0	0	0	0.00%	32		7		N		1		\$247.00	



Club Health Assessment for District R 1 through March 2025

			Status	Membership							Reports					Finance		LCIF
Club Number	Club Name	Charter Date		Current Member Count	YTD Members Added	YTD Members Dropped	YTD Net Growth	YTD Net Growth%	Member Count 12 Months Ago	Avg. length of service for dropped members	Months Since Last MMR ***	Yrs. Since Last Officer Report	President Rotation	Vice President Reported ****	Months Since Last Activity Report ***	Account Balance	Donations for current Fiscal Year	
			Number of times on status quo within last two years	If below 15 members appears					If net loss is greater than 20% appears			If no report in 3 months appears in	When more than one year appears in	Number of repeat terms	Notes the officers that do not have an active	If no report at 12 months red		
102255	LOS ALTAGRACIANOS	06/04/2008	Active	46	1	4	-3	-6.12%	47	8	3			N	VP	0	90+ Days	\$166.00
Exc Award (06/30/2018, 06/30/2019, 06/30/2020)																		
39628	MONTE PLATA L C	03/27/1981	Active	19	4	3	1	5.56%	18	8	1		3	R	P,M,SC	5	90+ Days	
Exc Award (06/30/2018)																		
98361	NISIBON	01/23/2007	Active(1)	9	0	0	0	0.00%	9		5		4	R	T,VP,SC	10	90+ Days	
18101	OZAMA	12/15/1964	Active	39	2	0	2	5.41%	37		3		2		M,VP,SC	12		
Exc Award (06/30/2017, 06/30/2018, 06/30/2020)																		
54215	ROMANA CENTRO	03/12/1993	Active	24	0	0	0	0.00%	23		9			N		0		\$120.00
Exc Award (06/30/2017, 06/30/2024)																		
111285	SAN JOSE DE LOS LLANOS	06/09/2011	Active(1)	9	0	0	0	0.00%	9		11		None		P,S,T,M,VP SC	12	90+ Days	
Exc Award (06/30/2017)																		
143666	San Pedro Amor y Paz	12/13/2020	Active	22	0	3	-3	-12.00%	23	1	3			N	M,SC	2	90+ Days	\$50.00
Exc Award (06/30/2022, 06/30/2024)																		
18112	SAN PEDRO DE MACORIS	02/22/1965	Active	56	1	16	-15	-21.13%	71	7	0			N	T	3	90+ Days	\$392.00
Exc Award (06/30/2017, 06/30/2018, 06/30/2020)																		
137823	San Pedro de Macoris Villa España	04/16/2019	Active	23	1	0	1	4.55%	26		8			N	SC	0	90+ Days	\$60.00
62407	SAN PEDRO LA SULTANA	10/07/1999	Active	61	0	1	-1	-1.61%	57	8	2			R	M	0		\$210.00
Exc Award (06/30/2017, 06/30/2018, 06/30/2020)																		
150019	San Pedro Magisterial Huellas de Bondad	02/28/2022	Active(1)	18	0	0	0	0.00%	18		11	1	None		P,S,T,M,VP SC	12	90+ Days	
47652	SAN PEDRO MIRAMAR	07/30/1987	Active	57	3	0	3	5.56%	45		2				S,VP	4	90+ Days	\$240.00
Exc Award (06/30/2017, 06/30/2018, 06/30/2020)																		
53701	SAN RAFAEL DE YUMA HIGUEY	09/16/1992	Active	46	2	2	0	0.00%	46	12	1			N	T,M	1	90+ Days	\$50.00
Exc Award (06/30/2017, 06/30/2020, 06/30/2020)																		
62462	SANTO DOMINGO 27 DE FEBRERO	11/01/1999	Active	25	2	0	2	8.70%	23		4			R	M	0	90+ Days	\$40.00
Exc Award (06/30/2017, 06/30/2018)																		
64658	SANTO DOMINGO ACUARIO	08/30/2001	Active	28	2	2	0	0.00%	28	14	0				M,VP,SC	8	90+ Days	\$85.00
Exc Award (06/30/2017, 06/30/2019)																		



Club Health Assessment for District R 1 through March 2025

			Status	Membership							Reports					Finance		LCIF
Club Number	Club Name	Charter Date		Current Member Count	YTD Members Added	YTD Members Dropped	YTD Net Growth	YTD Net Growth%	Member Count 12 Months Ago	Avg. length of service for dropped members	Months Since Last MMR ***	Yrs. Since Last Officer Report	President Rotation	Vice President Reported ****	Months Since Last Activity Report ***	Account Balance	Donations for current Fiscal Year	
			Number of times on status quo within last two years	If below 15 members appears					If net loss is greater than 20% appears		If no report in 3 months appears in	When more than one year appears in	Number of repeat terms	Notes the officers that do not have an active	If no report at 12 months appears in red			
47303	SANTO DOMINGO BRISALL	05/12/1987	Active	26	6	1	5	23.81%	21	8	1			N	P,M,VP,SC	4		
18116	SANTO DOMINGO CENTRAL	11/12/1964	Active	43	9	0	9	26.47%	34		0			N	SC	0	90+ Days	\$2,235.00
Exc Award (06/30/2018, 06/30/2019, 06/30/20																		
97413	SANTO DOMINGO CIUDAD COLONIAL	11/10/2006	Active	26	10	0	10	62.50%	16		5			N	T,VP,SC	6		\$40.00
18118	SANTO DOMINGO CIUDAD NUEVA	03/23/1965	Active	25	1	0	1	4.17%	24		0			N		5		\$20.00
Exc Award (06/30/2017)																		
146002	Santo Domingo EDI Persiles Ayanes Perez	05/12/2021	Active	9	1	0	1	12.50%	9		0			IP	M,SC	0		\$70.00
57485	SANTO DOMINGO ESPAILLAT	11/20/1995	Active	28	2	4	-2	-6.67%	30	4	2			N	P	0	90+ Days	\$95.00
Exc Award (06/30/2017, 06/30/2018, 06/30/20																		
118950	SANTO DOMINGO ESTE "MATIAS RAMON MELLA"	03/15/2013	Active(1)	21	9	0	9	75.00%	12		1		2	R	VP,SC	1	90+ Days	
Exc Award (06/30/2017, 06/30/2018, 06/30/20																		
104991	SANTO DOMINGO ESTE ALMA ROSA	03/17/2009	Active(1)	25	2	5	-3	-10.71%	28	4	3				VP	0	90+ Days	\$1,040.00
Exc Award (06/30/2017, 06/30/2018, 06/30/20																		
143689	Santo Domingo Este Amapola	11/23/2020	Active	21	0	0	0	0.00%	23		9			R	SC	0		\$50.00
141641	Santo Domingo Este El Pensador	06/15/2020	Cancelled(8*)	0	0	10	-10	-100.00%	10	4	8	2	None		P,S,T,M,VP SC	24+	90+ Days	
146515	Santo Domingo Este Los Mameyes	06/09/2021	Active(1)	7	1	0	1	16.67%	6		3				M,VP,SC	5	90+ Days	
127848	Santo Domingo Este Los Mina Centro	06/10/2016	Active	14	1	0	1	7.69%	13		2		2	R	T,SC	1	90+ Days	\$50.00
Exc Award (06/30/2017, 06/30/2018)																		
44551	SANTO DOMINGO GUERRA	01/03/1985	Active	28	0	2	-2	-6.67%	30	7	2				P,M,VP,SC	2	90+ Days	\$31.00
Exc Award (06/30/2017, 06/30/2018, 06/30/20																		
56290	SANTO DOMINGO INVIVIENDA	11/29/1994	Active(1)	15	0	0	0	0.00%	15		12	1	None		P,S,T,M,VP SC	16	90+ Days	
Exc Award (06/30/2017)																		
99509	SANTO DOMINGO JARABACOA	06/01/2007	Active	16	6	4	2	14.29%	14	10	0		None		P,M,VP	5	90+ Days	\$20.00
Exc Award (06/30/2018, 06/30/2020)																		
54720	SANTO DOMINGO JUAN PABLO DUART	07/02/1993	Active	20	0	3	-3	-13.04%	23	5	4		None		P,S,T,M,VP SC	16	90+ Days	\$131.00



Club Health Assessment for District R 1 through March 2025

			Status	Membership							Reports					Finance		LCIF		
Club Number	Club Name	Charter Date		Current Member Count	YTD Members Added	YTD Members Dropped	YTD Net Growth	YTD Net Growth%	Member Count 12 Months Ago	Avg. length of service for dropped members	Months Since Last MMR ***	Yrs. Since Last Officer Report	President Rotation	Vice President Reported ****	Months Since Last Activity Report ***	Account Balance	Donations for current Fiscal Year			
			Number of times on status quo within last two years	If below 15 members appears					If net loss is greater than 20% appears					If no report in 3 months appears in	When more than one year appears in	Number of repeat terms	Notes the officers that do not have an active	If no report at 12 months appears in red		
Exc Award (06/30/2018)																				
130040	Santo Domingo La Victoria	02/13/2017	Active(1)	26	4	2	2	8.33%	24	1	2			N	SC	0	90+ Days			
143808	Santo Domingo La Victoria Vanesa Beltran	12/07/2020	Active	13	4	3	1	8.33%	11	4	1			IP	SC	0	90+ Days	\$100.00		
Exc Award (06/30/2022)																				
138348	Santo Domingo Los Comunicadores	06/04/2019	Active(1)	19	5	3	2	11.76%	17	4	6				T,VP	6	90+ Days	\$20.00		
44643	SANTO DOMINGO LOS CONSTRUCTORE	02/28/1985	Active	17	1	0	1	6.25%	16		7			N	SC	5				
Exc Award (06/30/2017)																				
67518	SANTO DOMINGO LOS FRAILES	03/27/2003	Active(1)	14	0	0	0	0.00%	14		0		2		P,S,T,M,VP SC	0	90+ Days			
Exc Award (06/30/2017)																				
47694	SANTO DOMINGO LOS TRABAJADORES	08/31/1987	Active	26	0	3	-3	-10.34%	29	3	3				M,VP,SC	16	90+ Days	\$160.00		
18119	SANTO DOMINGO LUPERON	12/17/1964	Active	32	3	1	2	6.67%	30	56	0			N	M	0	90+ Days	\$120.00		
Exc Award (06/30/2019)																				
100665	SANTO DOMINGO MA TRINIDAD SANCHEZ	11/27/2007	Active	13	0	0	0	0.00%	13		12	1	None		P,S,T,M,VP SC	15	90+ Days			
18126	SANTO DOMINGO MARIA AUXILIADOR	12/30/1969	Active	24	1	1	0	0.00%	24	0	3			R	P,VP	1	90+ Days	\$64.00		
Exc Award (06/30/2018, 06/30/2022)																				
45132	SANTO DOMINGO SABANA PERDIDA	06/10/1985	Active	37	5	7	-2	-5.13%	39	6	2			N	M,SC	0	90+ Days	\$150.00		
Exc Award (06/30/2017, 06/30/2018, 06/30/2020)																				
45374	SANTO DOMINGO SALOME URENA	09/13/1985	Active(1)	16	0	0	0	0.00%	16		5		None	R	P,M,SC	24+	90+ Days			
Exc Award (06/30/2017, 06/30/2018)																				
149951	Santo Domingo San Isidro Oriental	02/22/2022	Active(1)	12	0	0	0	0.00%	12		12	1	None		P,S,T,M,VP SC	16				
124883	Santo Domingo San Lazaro	05/15/2015	Cancelled(6*)	0	0	9	-9	-100.00%	9	8	6			None	P,S,T,M,VP SC	14				
Exc Award (06/30/2017)																				
42189	SANTO DOMINGO VILLA CONSUELO	01/04/1983	Active(1)	18	0	0	0	0.00%	18		12			None	P,S,T,M,VP SC	15				
Exc Award (06/30/2017)																				
35199	SANTO DOMINGO VILLA DUARTE	03/13/1978	Active	35	0	0	0	0.00%	33		6			N	VP,SC	2	90+ Days	\$85.00		



Club Health Assessment for District R 1 through March 2025

			Status	Membership						Reports					Finance	LCIF	
Club Number	Club Name	Charter Date		Current Member Count	YTD Members Added	YTD Members Dropped	YTD Net Growth	YTD Net Growth%	Member Count 12 Months Ago	Avg. length of service for dropped members	Months Since Last MMR ***	Yrs. Since Last Officer Report	President Rotation	Vice President Reported ****	Months Since Last Activity Report ***	Account Balance	Donations for current Fiscal Year
			Number of times on status quo within last two years	If below 15 members appears				If net loss is greater than 20% appears			If no report in 3 months appears in	When more than one year appears in	Number of repeat terms	Notes the officers that do not have an active	If no report at 12 months appears in red		
Exc Award (06/30/2018, 06/30/2020)																	
140225	Santo Domingo Villa Francisca	06/15/2020	Active(3)	14	0	0	0	0.00%	14		12	1	None	P,S,T,M,VP SC	16		
60044	SANTO DOMINGO VILLA JUANA	10/28/1997	Active	23	0	0	0	0.00%	23		8			N	0	90+ Days	\$20.00
Exc Award (06/30/2017, 06/30/2022, 06/30/20)																	
57486	SANTO DOMINGO VILLAS AGRICOLAS	11/14/1995	Active	28	0	7	-7	-20.00%	24	3	3			N	0	90+ Days	\$32.00
Exc Award (06/30/2019, 06/30/2022, 06/30/20)																	
41919	STO DOM FRAN ROSARIO SANCHEZ	10/18/1982	Active	28	3	1	2	7.69%	26	0	0			N	0	90+ Days	\$436.00
Exc Award (06/30/2017)																	

Clubs Cancelled Previous Fiscal Year – Clubs Cancelled within last 12 months may be reinstated

Club Number	Club Name	Charter Date	Current Status*	Cancellation Date
148157	Boca Chica Magisterial	08/31/2021	Cancelled(8*)	12/29/2023
144471	Comunicadores La Altagracia	12/26/2020	Cancelled(8*)	12/29/2023
154033	El Valle	06/13/2023	Cancelled(8*)	06/29/2024
143314	Guayacanes Los Conucos	11/23/2020	Cancelled(8*)	09/29/2023
152234	Higüey La Otra Banda	08/23/2022	Cancelled(8*)	06/29/2024
136804	Quisqueya	04/23/2019	Cancelled(8*)	12/29/2023
143628	Santo Domingo Cancino Helen Keller	11/17/2020	Cancelled(8*)	12/29/2023
141672	Santo Domingo Damas de la Salud	06/15/2020	Cancelled(8*)	12/29/2023
128067	Santo Domingo Gazcue	06/23/2016	Cancelled(8*)	07/29/2023
141667	Santo Domingo Prado Central	06/22/2020	Cancelled(8*)	06/29/2024

Current Total Clubs Count	YTD New Clubs Count	YTD Cancelled Clubs Count	YTD Net Club Gain	Current Total Members Count	YTD Add	YTD Drop	YTD Net Growth	YTD Net Growth %	Member Count 12 Months Ago	Average Member Count Per Club	% of Clubs with less than 20 members	% No MMR in 3 Months	% No Officer Report in 12 Months	% of Clubs with balance 90+ days	Number of Clubs in Status Quo	% Status Quo Clubs in Financial Suspension	Number of Cancelled Clubs	Average Cancelled Club Age	Members Lost Due to Cancellation	% of Clubs Cancelled for Non-Financial Reasons
63	0	3	-3	1,630	108	154	-46	-2.74%	1,608	26	35%	62%	11%	73%	0	0%	3	35	42	-300%



Club Health Assessment for District R 1 through March 2025

			Status	Membership							Reports					Finance	LCIF
Club Number	Club Name	Charter Date		Current Member Count	YTD Members Added	YTD Members Dropped	YTD Net Growth	YTD Net Growth%	Member Count 12 Months Ago	Avg. length of service for dropped members	Months Since Last MMR ***	Yrs. Since Last Officer Report	President Rotation	Vice President Reported ****	Months Since Last Activity Report ***	Account Balance	Donations for current Fiscal Year
			Number of times on status quo within last two years	If below 15 members appears				If net loss is greater than 20% appears			If no report in 3 months appears in	When more than one year appears in	Number of repeat terms	Notes the officers that do not have an active	If no report at 12 months appears in red		

* - P - Priority Club. Cancellation Reasons: 1-Objectives/conduct, 2-Non-active club, 5-Non-existing club, 6-Disbanding, 7-Merger, 8-Financial Suspension, 9-District/Multiple District Dues.
** - Abbreviation: P-President, S-Secretary, T-Treasurer, M-Member Chairperson, VP-First Vice President, MC-Communications Chairperson, SC-Service Chairperson
*** - Abbreviation: N/R - Never reported using the Lions Clubs website, N/A - Not applicable, No password registered for the Lions Clubs website.
**** - Abbreviation: N - New, IP - Immediate Past, R - Repeat.




Club Health Assessment for District R 2 through March 2025

			Status	Membership							Reports					Finance		LCIF
Club Number	Club Name	Charter Date		Current Member Count	YTD Members Added	YTD Members Dropped	YTD Net Growth	YTD Net Growth%	Member Count 12 Months Ago	Avg. length of service for dropped members	Months Since Last MMR ***	Yrs. Since Last Officer Report	President Rotation	Vice President Reported ****	Months Since Last Activity Report ***	Account Balance	Donations for current Fiscal Year	
			Number of times on status quo within last two years	If below 15 members appears				If net loss is greater than 20% appears			If no report in 3 months appears in	When more than one year appears in	Number of repeat terms	Notes the officers that do not have an active	If no report at 12 months red			
Clubs less than two years old																		
155677	Angelina Renovado	10/06/2023	Active	22	0	0	0	0.00%	24		9		2	N	M,SC	N/A	90+ Days	
155673	Castillo Rafael Ovalle Parra	09/30/2023	Active(1)	13	2	10	-8	-38.10%	21	1	6		2	N	M,SC	10	90+ Days	
181162	Cenovi Duarte Eladio Romero Santos	03/24/2025	Newly Chartered	21	21	0	21	100.00%	0		0				M,VP,SC	N/R		
180353	Piedra Blanca USA	01/13/2025	Newly Chartered	28	28	0	28	100.00%	0		2			N		N/R		
152895	Puerto Plata Manos Solidarias	04/13/2023	Active(1)	17	7	3	4	30.77%	14	2	3				M,VP	12	90+ Days	
157573	Puerto Plata Sosúa El Paraíso	04/23/2024	Active	27	1	2	-1	-3.57%	0	0	3		2	N	SC	0	\$135.50	
Clubs more than two years old																		
149428	Altamira Diamante Verde	02/15/2022	Active	14	1	3	-2	-12.50%	16	3	3			N	T,SC	3	90+ Days	
136561	Bajabonico Imbert	11/08/2018	Active	36	0	0	0	0.00%	50		6			N	M,SC	4	90+ Days	
	Exc Award (06/30/2022)																	
18081	BONAO	03/22/1965	Active	15	0	4	-4	-21.05%	19	22	3		2	N	P,T,M	12	\$25.00	
116308	CEVICOS	03/13/2012	Active	28	0	9	-9	-24.32%	37	7	3		None	N	P,T	14	90+ Days	
	Exc Award (06/30/2021)																	
143529	Cevicos Las Damas	11/19/2020	Active(1)	9	0	9	-9	-50.00%	18	3	3	1	None		P,S,T,M,VP SC	19	90+ Days	
34111	CONSTANZA	06/20/1977	Active	44	3	0	3	7.32%	40		2			N	M,SC	1	90+ Days	
	Exc Award (06/30/2021)																	
18083	COTUI	09/17/1967	Active	85	0	0	0	0.00%	83		1			N	M,VP	8	90+ Days	
	Exc Award (06/30/2022)																	
123774	Dajabon	12/16/2014	Active	25	4	3	1	4.17%	24	10	2			N	M	3	90+ Days	
	Exc Award (06/30/2017)																	
131137	El Higuero	05/31/2017	Active	11	0	0	0	0.00%	11		10			N		1	90+ Days	
46616	ESPERANZA	10/30/1986	Active	13	0	1	-1	-7.14%	18	38	3		2	N	T,VP	0	90+ Days	
18088	FANTINO	12/07/1972	Active	44	0	0	0	0.00%	41		9			N	VP,SC	15		
148069	Guananico Dr Jorge Gonzalez Khoury	08/26/2021	Active	35	4	7	-3	-7.89%	30	2	3			N	T,M,VP	0	90+ Days	



Club Health Assessment for District R 2 through March 2025

			Status	Membership							Reports					Finance	LCIF	
Club Number	Club Name	Charter Date		Current Member Count	YTD Members Added	YTD Members Dropped	YTD Net Growth	YTD Net Growth%	Member Count 12 Months Ago	Avg. length of service for dropped members	Months Since Last MMR ***	Yrs. Since Last Officer Report	President Rotation	Vice President Reported ****	Months Since Last Activity Report ***	Account Balance	Donations for current Fiscal Year	
			Number of times on status quo within last two years	If below 15 members appears				If net loss is greater than 20% appears			If no report in 3 months appears in	When more than one year appears in	Number of repeat terms	Notes the officers that do not have an active	If no report at 12 months appears in red			
54359	GUAYUBIN EL POCITO	04/19/1993	Active	42	2	11	-9	-17.65%	42	7	1			N	P,VP	5	90+ Days	
	Exc Award (06/30/2022)																	
18092	JARABACOA	03/26/1965	Active	49	3	1	2	4.26%	44	48	3			N	M,VP	0		\$422.00
	Exc Award (06/30/2024)																	
151225	Jima Capital del Arroz	06/16/2022	Active(1)	16	0	0	0	0.00%	14		9		None		P,S,T,M,VP SC	N/A	90+ Days	
60119	LA ISABELA VILLA ISABELA	12/02/1997	Active(1)	15	2	8	-6	-28.57%	21	11	2		None		P,S,T,M,VP SC	11	90+ Days	
18094	LA VEGA	12/10/1964	Active(1)	19	0	6	-6	-24.00%	20	1	3			N		0	90+ Days	
45133	LA VEGA NUEVA	06/10/1985	Active	35	0	0	0	0.00%	30		9			N		0		\$248.00
	Exc Award (06/30/2022, 06/30/2023, 06/30/2024)																	
125655	La Vega Renacer	08/28/2015	Active(1)	5	0	0	0	0.00%	5		8			R	SC	8		
46617	LAGUNA SALADA	10/30/1986	Active	27	0	0	0	0.00%	27		6		2	N	T,M,VP	1	90+ Days	\$68.00
137152	Las Cuevas de Cevicos	01/30/2019	Active	29	0	2	-2	-6.45%	29	5	3			N	SC	8	90+ Days	
	Exc Award (06/30/2022)																	
57358	LAS GUARANAS	09/20/1995	Active	52	0	0	0	0.00%	51		8			N	M,VP	0		\$1,180.00
	Exc Award (06/30/2024)																	
142857	Las Guaranas Renacer Porfirio Maldonado	09/24/2020	Active	32	5	3	2	6.67%	31	3	0		2	R	M	7	90+ Days	
	Exc Award (06/30/2022)																	
18096	LICEY AL MEDIO	05/26/1972	Active	28	0	0	0	0.00%	28		4		None	N	P,M	3		\$387.50
137099	Licey Leonesas	03/22/2019	Active(1)	2	0	2	-2	-50.00%	4	4	3				M,VP,SC	10		
131008	Maimón	05/23/2017	Active	45	0	0	0	0.00%	44		3			N	M	16	90+ Days	
60718	MAIZAL-ESPERANZA-VALVER DE	05/07/1998	Active	22	0	0	0	0.00%	21		9			R	S,T	13	90+ Days	\$55.00
18097	MAO	09/03/1971	Active	54	1	3	-2	-3.57%	53	35	2			R	SC	0		\$185.00
	Exc Award (06/30/2022, 06/30/2024)																	
18098	MOCA	05/06/1971	Active	23	0	2	-2	-8.00%	25	13	6			N	VP,SC	14	90+ Days	\$63.00
126523	Montecristy	02/15/2016	Active	36	1	3	-2	-5.26%	39	5	3				M,VP,SC	0	90+ Days	\$20.00
	Exc Award (06/30/2022)																	
76055	NAGUA	06/30/2003	Active	23	3	0	3	15.00%	20		3			N		3	90+ Days	



Club Health Assessment for District R 2 through March 2025

			Status	Membership							Reports					Finance		LCIF
Club Number	Club Name	Charter Date		Current Member Count	YTD Members Added	YTD Members Dropped	YTD Net Growth	YTD Net Growth%	Member Count 12 Months Ago	Avg. length of service for dropped members	Months Since Last MMR ***	Yrs. Since Last Officer Report	President Rotation	Vice President Reported ****	Months Since Last Activity Report ***	Account Balance	Donations for current Fiscal Year	
			Number of times on status quo within last two years	If below 15 members appears					If net loss is greater than 20% appears		If no report in 3 months appears in	When more than one year appears in	Number of repeat terms	Notes the officers that do not have an active	If no report at 12 months appears in red			
48108	NAVARRETE	02/04/1988	Active	26	1	0	1	4.00%	25		4			N	VP	6	90+ Days	\$1,022.50
Exc Award (06/30/2021)																		
52534	PIEDRA BLANCA	02/12/1992	Active	87	14	11	3	3.57%	82	4	0			N	SC	0	90+ Days	\$760.00
Exc Award (06/30/2021)																		
18103	PUERTO PLATA	03/13/1965	Active	38	0	3	-3	-7.32%	38	22	0			N		0	90+ Days	\$20.00
Exc Award (06/30/2021)																		
59533	PUERTO PLATA NORTE	05/12/1997	Active	49	2	0	2	4.26%	53		3				P,VP	1	90+ Days	\$62.50
Exc Award (06/30/2021, 06/30/2023)																		
96480	RIO SAN JUAN MARIA TRINIDAD SANCHEZ	03/09/2006	Active(1)	18	1	0	1	5.88%	17		2	1	None		P,S,T,M,VP SC	12	90+ Days	\$43.00
32956	SABANETA	11/09/1976	Active(1)	23	0	2	-2	-8.00%	25	12	7			N	P,T,VP,SC	6	90+ Days	
18105	SALCEDO	03/05/1967	Active	38	0	0	0	0.00%	36		9			R		0	90+ Days	\$95.11
Exc Award (06/30/2024)																		
151303	Salcedo Francisca Blanco	06/17/2022	Active	28	0	0	0	0.00%	28		1			N		13		\$50.00
18111	SAN FCO DE MACORIS CENTRAL	12/11/1967	Active	80	9	7	2	2.56%	75	3	1			N	SC	0		\$363.00
Exc Award (06/30/2022, 06/30/2024)																		
60883	SAN FRAN DE MACORIS DUARTE	06/16/1998	Active	36	5	7	-2	-5.26%	33	6	0			N	T,SC	0		\$95.00
Exc Award (06/30/2021, 06/30/2024)																		
18113	SANTIAGO EL ENSUENO	08/09/1972	Active	35	2	5	-3	-7.89%	38	3	0			N		2		\$564.00
Exc Award (06/30/2022)																		
33436	SANTIAGO GURABO	03/14/1977	Active	23	0	0	0	0.00%	24		4			N	VP	14		
134329	Santiago Las Damas	05/04/2018	Active(2)	17	0	0	0	0.00%	17		16	1	None		P,S,T,M,VP SC	18	90+ Days	
32539	SANTIAGO LAS VILLAS	06/23/1976	Active	29	0	0	0	0.00%	29		21			N	P,M,VP,SC	1	90+ Days	\$80.00
148046	Santiago Manos Unidas	09/07/2021	Active	16	0	17	-17	-51.52%	33	3	3			N	M	13	90+ Days	
Exc Award (06/30/2022)																		
42429	SANTIAGO NORTE	03/29/1983	Active	23	0	0	0	0.00%	23		14			N	M,VP,SC	12	90+ Days	
151361	Santiago Sembrando Esperanza	06/20/2022	Active	10	0	0	0	0.00%	13		7				M,VP,SC	5		\$1,000.00
106091	VILLA LA MATA COTUI	08/26/2009	Active(1)	24	5	4	1	4.35%	22	2	0			N	P,M,VP	17	90+ Days	\$20.00



Club Health Assessment for District R 2 through March 2025

			Status	Membership							Reports					Finance	LCIF	
Club Number	Club Name	Charter Date		Current Member Count	YTD Members Added	YTD Members Dropped	YTD Net Growth	YTD Net Growth%	Member Count 12 Months Ago	Avg. length of service for dropped members	Months Since Last MMR ***	Yrs. Since Last Officer Report	President Rotation	Vice President Reported ****	Months Since Last Activity Report ***	Account Balance	Donations for current Fiscal Year	
			Number of times on status quo within last two years	If below 15 members appears				If net loss is greater than 20% appears			If no report in 3 months appears in	When more than one year appears in	Number of repeat terms	Notes the officers that do not have an active	If no report at 12 months appears in red			
47428	VILLA TAPIA	06/08/1987	Active	28	0	0	0	0.00%	28		5			N	T,M,SC	17	90+ Days	\$210.00
32225	VILLA VASQUEZ	05/17/1976	Active	31	0	3	-3	-8.82%	32	2	3			N	VP	0	90+ Days	\$131.00
Exc Award (06/30/2021, 06/30/2024)																		

Clubs Cancelled Previous Fiscal Year – Clubs Cancelled within last 12 months may be reinstated

Club Number	Club Name	Charter Date	Current Status*	Cancellation Date
143978	Constanza Unidad de Proteccion y Rescate	12/15/2020	Cancelled(8*)	11/29/2023
125313	Puñal	06/29/2015	Cancelled(6*)	07/29/2023
143216	San Francisco de Macoris Central Las Damas	10/09/2020	Cancelled(8*)	07/29/2023

Current Total Clubs Count	YTD New Clubs Count	YTD Cancelled Clubs Count	YTD Net Club Gain	Current Total Members Count	YTD Add	YTD Drop	YTD Net Growth	YTD Net Growth %	Member Count 12 Months Ago	Average Member Count Per Club	% of Clubs with less than 20 members	% No MMR in 3 Months	% No Officer Report in 12 Months	% of Clubs with balance 90+ days	Number of Clubs in Status Quo	% Status Quo Clubs in Financial Suspension	Number of Cancelled Clubs	Average Cancelled Club Age	Members Lost Due to Cancellation	% of Clubs Cancelled for Non-Financial Reasons
57	2	0	2	1,700	127	151	-24	-1.39%	1,665	30	28%	70%	5%	68%	0	0%	0	0	0	0%

* - P - Priority Club. Cancellation Reasons: 1-Objectives/conduct, 2-Non-active club, 5-Non-existing club, 6-Disbanding, 7-Merger, 8-Financial Suspension, 9-District/Multiple District Dues.

** - Abbreviation: P-President, S-Secretary, T-Treasurer, M-Member Chairperson, VP-First Vice President, MC-Communications Chairperson, SC-Service Chairperson

*** - Abbreviation: N/R - Never reported using the Lions Clubs website, N/A - Not applicable, No password registered for the Lions Clubs website.

**** - Abbreviation: N - New, IP - Immediate Past, R - Repeat.



Club Health Assessment for District R 3 through March 2025

			Status	Membership							Reports					Finance		LCIF
Club Number	Club Name	Charter Date		Current Member Count	YTD Members Added	YTD Members Dropped	YTD Net Growth	YTD Net Growth%	Member Count 12 Months Ago	Avg. length of service for dropped members	Months Since Last MMR ***	Yrs. Since Last Officer Report	President Rotation	Vice President Reported ****	Months Since Last Activity Report ***	Account Balance	Donations for current Fiscal Year	
			Number of times on status quo within last two years	If below 15 members appears					If net loss is greater than 20% appears		If no report in 3 months appears in	When more than one year appears in	Number of repeat terms	Notes the officers that do not have an active	If no report at 12 months appears in red			
Clubs less than two years old																		
154731	Dominicano Oftalmologia Nueva Generacion	06/28/2023	Active	27	0	0	0	0.00%	27		8			N	5			
154261	Santo Domingo - Damas Universitarias Dominicanas	05/10/2023	Active	20	0	0	0	0.00%	20		11		None	N	P,T,M,SC	N/A		
157221	Santo Domingo Medicina Familiar y Comunitaria	02/01/2024	Active	20	0	0	0	0.00%	20		11		2	N		14		
154355	Santo Domingo Neurocirujanos Dominicanos	05/15/2023	Active	20	0	0	0	0.00%	20		22		3		M,VP,SC	N/R		
Clubs more than two years old																		
18078	AZUA Exc Award (06/30/2016, 06/30/2017, 06/30/20)	01/15/1967	Active	51	6	3	3	6.25%	48	8	1		2	N	M	0	\$54.00	
18080	BARAHONA Exc Award (06/30/2016, 06/30/2021)	12/15/1964	Active	18	0	0	0	0.00%	20		9		2	R	P,M	24+	90+ Days	
60534	BARAHONA LAS PERLAS Exc Award (06/30/2018)	03/23/1998	Active	28	5	0	5	21.74%	23		1			N		1	\$20.00	
127255	Bohechio San Juan Exc Award (06/30/2017, 06/30/2020)	04/14/2016	Active	20	1	0	1	5.26%	16		5	1	None		P,S,T,M,VP SC	24+	90+ Days	
108826	BUENOS AIRES DEL MIRADOR Exc Award (06/30/2016, 06/30/2017, 06/30/20)	06/30/2010	Active	54	2	0	2	3.85%	52		0			R		0	\$1,043.00	
34860	CABRAL	12/15/1977	Active	21	4	0	4	23.53%	17		0			N		1	\$20.00	
108485	CARRIL LA PARED Exc Award (06/30/2016, 06/30/2020, 06/30/20)	06/11/2010	Active	34	0	2	-2	-5.56%	39	11	1				S,T,M,VP,SC	2	90+ Days \$1,350.00	
127840	Carril La Pared Abogados	06/09/2016	Active	11	0	3	-3	-21.43%	14	6	3		2	N	M,SC	24+	90+ Days	
150598	Doña Ana	04/25/2022	Active	9	0	0	0	0.00%	9		10			N	VP	2	90+ Days \$30.00	
143113	El Carril La Pared de Damas Las Azucenas	11/06/2020	Active	17	0	0	0	0.00%	17		43	1	None		P,S,T,M,VP SC	N/R	90+ Days \$1,000.00	
143131	El Carril La Pared de Domino	12/23/2020	Active	21	0	0	0	0.00%	21		30	1	None		P,S,T,M,VP SC	N/R	90+ Days \$40.00	
151353	El Carril Mata Naranjo Magisterial	06/20/2022	Active	12	0	10	-10	-45.45%	22	3	3		2	N	M	24+	90+ Days \$75.00	
56177	ELIAS PINA COMENDADOR	10/25/1994	Active	20	0	0	0	0.00%	20		0			N	S,M,SC	24+	90+ Days \$262.00	



Club Health Assessment for District R 3 through March 2025

			Status	Membership							Reports					Finance		LCIF
Club Number	Club Name	Charter Date		Current Member Count	YTD Members Added	YTD Members Dropped	YTD Net Growth	YTD Net Growth%	Member Count 12 Months Ago	Avg. length of service for dropped members	Months Since Last MMR ***	Yrs. Since Last Officer Report	President Rotation	Vice President Reported ****	Months Since Last Activity Report ***	Account Balance	Donations for current Fiscal Year	
			Number of times on status quo within last two years	If below 15 members appears					If net loss is greater than 20% appears		If no report in 3 months appears in	When more than one year appears in	Number of repeat terms	Notes the officers that do not have an active	If no report at 12 months appears in red			
60535	GALVAN	03/23/1998	Active	10	0	0	0	0.00%	12		7				M,VP,SC	24+	90+ Days	
Exc Award (06/30/2017)																		
144337	Haina Las Mariposas	12/31/2020	Active	20	0	0	0	0.00%	20		10			N	P,S,T,VP,SC	16	90+ Days	
Exc Award (06/30/2023)																		
151182	Hatillo	06/14/2022	Active(1)	23	0	0	0	0.00%	23		11	1	None		P,S,T,M,VP SC	N/R		\$70.00
60025	JIMANI	10/17/1997	Active	30	0	0	0	0.00%	30		13		3		M,VP,SC	24+	90+ Days	
Exc Award (06/30/2017, 06/30/2023)																		
18095	LAS MATAS DE FARFAN	05/13/1967	Active	29	3	0	3	11.54%	26		1			N	M,SC	24+	90+ Days	\$430.00
Exc Award (06/30/2016, 06/30/2020, 06/30/2021)																		
148219	Monte Adentro Cajuilito	09/23/2021	Active	20	0	0	0	0.00%	20		42	1	None		P,S,T,M,VP SC	N/R	90+ Days	
41917	NEYBA	10/18/1982	Active	18	0	0	0	0.00%	19		9				T,M,VP,SC	24+	90+ Days	\$40.00
Exc Award (06/30/2017, 06/30/2021)																		
131141	PB Doña Quiquila Centenario	06/12/2017	Active(2)	8	0	0	0	0.00%	14		10	1	None		P,S,T,M,VP SC	24+	90+ Days	
Exc Award (06/30/2018, 06/30/2021)																		
124099	Quita Sueño	01/30/2015	Active	13	0	0	0	0.00%	14		11				VP	16	90+ Days	\$20.00
30053	RIO HAINA	12/26/1974	Active	44	0	0	0	0.00%	45		9		2	N		8	90+ Days	\$610.00
Exc Award (06/30/2017, 06/30/2018, 06/30/2021)																		
153828	Rio Haina Los Profesionales	03/14/2023	Active(2)	20	21	21	0	0.00%	20	1	5		3	R		N/A	90+ Days	
151060	Rio Haina Los Profesores	06/09/2022	Active	8	0	3	-3	-27.27%	11	2	3			N	M,SC	15	90+ Days	\$5.00
141718	Sabana Grande de Palenque Mercedes Paulino	06/15/2020	Active	23	1	0	1	4.55%	23		8			N	S,M,VP	N/R	90+ Days	\$50.00
99699	SABANA YEGUA	07/31/2007	Active	26	0	0	0	0.00%	26		10			R	P,T,M,SC	3	90+ Days	\$4.00
Exc Award (06/30/2020)																		
18108	SAN CRISTOBAL	03/02/1965	Active(1)	18	0	0	0	0.00%	20		11	1	None		P,S,T,M,VP SC	11	90+ Days	\$160.00
Exc Award (06/30/2017, 06/30/2018, 06/30/2021)																		
32538	SAN JOSE DE OCOA	06/23/1976	Active	46	0	0	0	0.00%	46		9			N	VP	2	90+ Days	\$385.00
Exc Award (06/30/2016, 06/30/2018)																		
126927	San Jose de Ocoa Sabana Larga	02/29/2016	Active(1)	19	0	0	0	0.00%	28		2			R		15	90+ Days	
Exc Award (06/30/2017, 06/30/2020, 06/30/2021)																		



Club Health Assessment for District R 3 through March 2025

			Status	Membership							Reports					Finance	LCIF
Club Number	Club Name	Charter Date		Current Member Count	YTD Members Added	YTD Members Dropped	YTD Net Growth	YTD Net Growth%	Member Count 12 Months Ago	Avg. length of service for dropped members	Months Since Last MMR ***	Yrs. Since Last Officer Report	President Rotation	Vice President Reported ****	Months Since Last Activity Report ***	Account Balance	Donations for current Fiscal Year
			Number of times on status quo within last two years	If below 15 members appears				If net loss is greater than 20% appears			If no report in 3 months appears in	When more than one year appears in	Number of repeat terms	Notes the officers that do not have an active	If no report at 12 months appears in red		
18109	SAN JUAN DE LA MAGUANA	02/05/1967	Active	43	7	0	7	19.44%	43		0			R	12	90+ Days	\$894.00
Exc Award (06/30/2017, 06/30/2021, 06/30/2022)																	
153676	Santo Domingo - Especializado Docentes DL Eridania Disla	02/13/2023	Active(2)	25	3	0	3	13.64%	22		5			N	4	90+ Days	
143125	Santo Domingo Alma Llanera	11/16/2020	Active	14	4	0	4	40.00%	10		7			N	4	90+ Days	\$301.00
139766	Santo Domingo Altos de Arroyo Hondo	09/18/2019	Active(2)	6	0	6	-6	-50.00%	12	5	3		5	R	24+	90+ Days	
Exc Award (06/30/2020)																	
57645	SANTO DOMINGO BELLA VISTA	12/22/1995	Active(1)	9	0	0	0	0.00%	9		16	2	None	P,S,T,M,VP SC	24+	90+ Days	\$20.00
Exc Award (06/30/2017)																	
55652	SANTO DOMINGO CRISTO REY	05/10/1994	Active	13	0	0	0	0.00%	13		13			IP	15	90+ Days	\$15.00
128689	Santo Domingo Donald Guerrero	08/26/2016	Active(1)	13	0	0	0	0.00%	13		6			R	24+	90+ Days	
Exc Award (06/30/2020)																	
143635	Santo Domingo Dr Eduardo Valdez Guerrero	12/08/2020	Active	20	0	0	0	0.00%	20		11		None	P,T,M,VP,SC	14		
31356	SANTO DOMINGO EL MILLON	11/03/1975	Active	52	6	0	6	13.04%	51		2			N	1		\$298.00
Exc Award (06/30/2016, 06/30/2017, 06/30/2022)																	
150215	Santo Domingo FEDELUCD	05/02/2022	Active	15	0	0	0	0.00%	15		0			N	24+	90+ Days	\$19.50
40369	SANTO DOMINGO HERRERA	09/14/1981	Active	14	0	0	0	0.00%	15		10			N	24+		\$130.00
Exc Award (06/30/2018)																	
39183	SANTO DOMINGO INDEPENDENCIA	12/09/1980	Active	22	0	0	0	0.00%	22		8			T,M,VP,SC	2	90+ Days	\$29.00
Exc Award (06/30/2016, 06/30/2018, 06/30/2022)																	
138347	Santo Domingo Jardines del Norte	05/22/2019	Active	20	3	2	1	5.26%	19	5	0			N	3	90+ Days	\$131.00
Exc Award (06/30/2021)																	
18121	SANTO DOMINGO LA FE	02/01/1967	Active	53	2	3	-1	-1.85%	53	5	0			N	0		\$716.00
Exc Award (06/30/2016, 06/30/2017, 06/30/2022)																	
141728	Santo Domingo Las Emprendedoras	06/15/2020	Active(2)	5	0	0	0	0.00%	5		16		6	M,VP,SC	24+		
141729	Santo Domingo Las Galaxias	06/15/2020	Active(2)	2	0	0	0	0.00%	2		4		2	S,T,M,VP,SC	N/R		\$40.00



Club Health Assessment for District R 3 through March 2025

			Status	Membership						Reports					Finance		LCIF
Club Number	Club Name	Charter Date		Current Member Count	YTD Members Added	YTD Members Dropped	YTD Net Growth	YTD Net Growth%	Member Count 12 Months Ago	Avg. length of service for dropped members	Months Since Last MMR ***	Yrs. Since Last Officer Report	President Rotation	Vice President Reported ****	Months Since Last Activity Report ***	Account Balance	Donations for current Fiscal Year
			Number of times on status quo within last two years	If below 15 members appears				If net loss is greater than 20% appears			If no report in 3 months appears in	When more than one year appears in	Number of repeat terms	Notes the officers that do not have an active	If no report at 12 months appears in red		
18125	SANTO DOMINGO MIRADOR	05/22/1972	Active	29	4	0	4	16.00%	25		0			N	19		\$115.00
Exc Award (06/30/2017, 06/30/2023)																	
18124	SANTO DOMINGO NACO	12/11/1964	Active	58	2	0	2	3.57%	54		0			N	0		\$884.71
Exc Award (06/30/2016, 06/30/2023)														SC			
115752	SANTO DOMINGO OFTALMOLOGOS	01/11/2012	Active	12	0	0	0	0.00%	12		53		8	N	S,M,VP,SC	N/R	90+ Days
152594	Santo Domingo Oftalmólogos PDI Persiles Ayanes Pérez	09/08/2022	Active	22	0	0	0	0.00%	22		10			N		8	
47257	SANTO DOMINGO OLIMPO	04/28/1987	Active	43	0	0	0	0.00%	43		6			N	VP	4	90+ Days
Exc Award (06/30/2016, 06/30/2017, 06/30/2023)																	\$655.00
65460	SANTO DOMINGO PIANTINI	06/07/2002	Active(1)	11	0	0	0	0.00%	11		4		12	N	S,VP,SC	21	90+ Days
Exc Award (06/30/2016)																	\$20.00
56949	SANTO DOMINGO PRIMAVERAL	05/23/1995	Active	8	0	0	0	0.00%	10		9		2	N	M,SC	7	90+ Days
Exc Award (06/30/2016, 06/30/2017)																	\$20.00
149378	Santo Domingo Unidos en el Servicio	12/28/2021	Active	17	0	0	0	0.00%	17		39	2	None		P,S,T,M,VP SC	N/R	90+ Days
141570	Santo Domingo Unisalud Dr Logingo Alcantara	05/14/2020	Active	36	0	0	0	0.00%	36		8			N		16	
52768	SANTO DOMINGO VILLA MELLA	03/31/1992	Active	8	0	0	0	0.00%	8		12		None		P,S,T,M,VP SC	24+	\$40.00
Exc Award (06/30/2016, 06/30/2018)																	
66976	SANTO DOMINGO-VILLAS CLAUDIA	12/30/2002	Active(1)	1	0	0	0	0.00%	1		16	1	None		P,S,T,M,VP SC	24+	
42191	VICENTE NOBLE	01/19/1983	Active	29	0	4	-4	-12.12%	32	14	3			M,VP,SC	3	90+ Days	\$197.00
Exc Award (06/30/2016)																	
42192	VILLA ALTAGRACIA	01/04/1983	Active	19	0	0	0	0.00%	19		10		2	R	T,M	23	90+ Days
109907	YAGUATE	12/27/2010	Active	39	0	0	0	0.00%	39		4			N	VP	1	90+ Days
Exc Award (06/30/2016, 06/30/2023)																	\$26.50

Clubs Cancelled Previous Fiscal Year – Clubs Cancelled within last 12 months may be reinstated

Club Number	Club Name	Charter Date	Current Status*	Cancellation Date
143824	El Cercado	12/10/2020	Cancelled(8*)	06/29/2024



Club Health Assessment for District R 3 through March 2025

			Status							Membership										Reports				Finance		LCIF
Club Number	Club Name	Charter Date							Current Member Count	YTD Members Added	YTD Members Dropped	YTD Net Growth	YTD Net Growth%	Member Count 12 Months Ago	Avg. length of service for dropped members	Months Since Last MMR ***	Yrs. Since Last Officer Report	President Rotation	Vice President Reported ****	Months Since Last Activity Report ***	Account Balance	Donations for current Fiscal Year				
			Number of times on status quo within last two years	If below 15 members appears				If net loss is greater than 20% appears						If no report in 3 months appears in	When more than one year appears in	Number of repeat terms		Notes the officers that do not have an active	If no report at 12 months appears in red							
129748	Las Matas de Farfan Orlando Martinez Centenario	01/04/2017	Cancelled(8*)					06/29/2024																		
144415	Rio Haina Sixto Jose Peguero	04/27/2021	Cancelled(8*)					12/29/2023																		
141770	Santo Domingo Comunicadoras DR-3	06/20/2020	Cancelled(8*)					12/29/2023																		
144346	Santo Domingo Jaragua Central	12/22/2020	Cancelled(8*)					12/29/2023																		
141719	Santo Domingo Las Aventureras	06/15/2020	Cancelled(8*)					12/29/2023																		
143980	Santo Domingo Las Princesas de Jehová	06/03/2021	Cancelled(8*)					12/29/2023																		
135084	Santo Domingo Los Prados La Castellana	06/29/2018	Cancelled(8*)					12/29/2023																		
141526	Santo Domingo Mileniun	05/05/2020	Cancelled(8*)					12/29/2023																		
143844	Santo Domingo Miosotis	12/29/2020	Cancelled(8*)					12/29/2023																		
142540	Santo Domingo Moana	11/12/2020	Cancelled(8*)					06/29/2024																		
135476	Santo Domingo Olimpo Metropolitano	06/28/2018	Cancelled(8*)					06/29/2024																		
144523	Tamayo Central	04/27/2021	Cancelled(8*)					12/29/2023																		
Current Total Clubs Count	YTD New Clubs Count	YTD Cancelled Clubs Count	YTD Net Club Gain	Current Total Members Count	YTD Add	YTD Drop	YTD Net Growth	YTD Net Growth %	Member Count 12 Months Ago	Average Member Count Per Club	% of Clubs with less than 20 members	% No MMR in 3 Months	% No Officer Report in 12 Months	% of Clubs with balance 90+ days	Number of Clubs in Status Quo	% Status Quo Clubs in Financial Suspension	Number of Cancelled Clubs	Average Cancelled Club Age	Members Lost Due to Cancellation	% of Clubs Cancelled for Non-Financial Reasons						
64	0	0	0	1,436	74	57	17	1.20%	1,455	22	44%	77%	16%	66%	0	0%	0	0	0	0%						

* - P - Priority Club. Cancellation Reasons: 1-Objectives/conduct, 2-Non-active club, 5-Non-existing club, 6-Disbanding, 7-Merger, 8-Financial Suspension, 9-District/Multiple District Dues.

** - Abbreviation: P-President, S-Secretary, T-Treasurer, M-Member Chairperson, VP-First Vice President, MC-Communications Chairperson, SC-Service Chairperson

*** - Abbreviation: N/R - Never reported using the Lions Clubs website, N/A - Not applicable, No password registered for the Lions Clubs website.

**** - Abbreviation: N - New, IP - Immediate Past, R - Repeat.



Club Health Assessment for District S 1 through March 2025

			Status	Membership							Reports					Finance		LCIF
Club Number	Club Name	Charter Date		Current Member Count	YTD Members Added	YTD Members Dropped	YTD Net Growth	YTD Net Growth%	Member Count 12 Months Ago	Avg. length of service for dropped members	Months Since Last MMR ***	Yrs. Since Last Officer Report	President Rotation	Vice President Reported ****	Months Since Last Activity Report ***	Account Balance	Donations for current Fiscal Year	
			Number of times on status quo within last two years	If below 15 members appears					If net loss is greater than 20% appears			If no report in 3 months appears in	When more than one year appears in	Number of repeat terms	Notes the officers that do not have an active	If no report at 12 months appears in red		
Clubs more than two years old																		
88295	GUAYARAMERIN BENI PERLA DEL MAMORE	05/17/2005	Active(1)	14	0	0	0	0.00%	16		9			N	S,T,M,VP	24+	90+ Days	\$26.00
18139	LA PAZ	10/15/1948	Active	16	10	1	9	128.57%	7	0	2		2	IP	M,SC	24+	90+ Days	\$20.00
31628	LA PAZ ALTO DE OBRAJES	01/28/1976	Active	17	2	1	1	6.25%	17	49	1		2		M,VP	5	90+ Days	\$90.00
143491	La Paz Ayudarte El Carmen	11/04/2020	Active	28	5	13	-8	-22.22%	36	4	0			R	M	11	90+ Days	\$20.00
31268	LA PAZ CRISTO REY	10/08/1975	Active(1)	23	1	0	1	4.55%	23		3			N	M	0	90+ Days	\$100.00
Exc Award (06/30/2018, 06/30/2019, 06/30/2020)																		
37636	LA PAZ EL CARMEN	10/22/1979	Active(1)	18	2	4	-2	-10.00%	20	8	0		2		M,VP,SC	22	90+ Days	\$66.00
143886	La Paz Embajadores de La Sonrisa	12/13/2020	Active(1)	22	5	2	3	15.79%	16	3	2			N	M,SC	1	90+ Days	\$50.00
97149	LA PAZ GALENO	05/17/2006	Active(2)	5	0	0	0	0.00%	5		13	1	None		P,S,T,M,VP SC	16	90+ Days	
30180	LA PAZ IRPAVI	01/21/1975	Active(1)	14	0	3	-3	-17.65%	18	34	1			N	P,M,SC	4	90+ Days	\$20.00
Exc Award (06/30/2019)																		
62733	LA PAZ KANTUTA	01/27/2000	Active(2)	7	0	1	-1	-12.50%	8	16	0		None		P,T,M,VP,SC	24+	90+ Days	
54742	LA PAZ LIBERTAD	07/12/1993	Active(1)	19	0	2	-2	-9.52%	22	6	3			N	T	3	90+ Days	
Exc Award (06/30/2017)																		
18146	LA PAZ MIRAFLORES	10/27/1964	Active(1)	10	0	1	-1	-9.09%	12	4	3				P,M,VP,SC	24+	90+ Days	
30648	LA PAZ MIRAFLORES CENTRO	04/25/1975	Active(1)	22	0	0	0	0.00%	23		8			R	VP	0		\$50.00
130492	La Paz Nuestra Señora de Copacabana	03/22/2017	Active(1)	18	7	3	4	28.57%	12	4	0				M,VP,SC	0	90+ Days	\$90.00
18140	LA PAZ OBRAJES CALACOTO FLOR	10/27/1960	Active(1)	18	3	2	1	5.88%	20	22	0			N	SC	1	90+ Days	\$46.00
52152	LA PAZ ORO Y PURPURA	11/14/1991	Active(1)	7	0	0	0	0.00%	9		9				P,S,VP,SC	9	90+ Days	
116998	LA PAZ-WARA	06/01/2012	Active(1)	22	2	7	-5	-18.52%	29	3	2			N	M,SC	0	90+ Days	\$6.00
18149	ORURO	06/19/1949	Active(3)	10	0	0	0	0.00%	10		20	1	None		P,S,T,M,VP SC	24+	90+ Days	
18152	SAN BORJA	04/09/1973	Active(2)	12	0	1	-1	-7.69%	14	12	3		3	R	P,T,M,VP,SC	15	90+ Days	
34861	SEGUENCOMA L C	12/14/1977	Active	11	0	5	-5	-31.25%	16	8	3		2	R	T,SC	10	90+ Days	



Club Health Assessment for District S 1 through March 2025

				Status				Membership						Reports				Finance		LCIF	
Club Number	Club Name	Charter Date																			

* - P - Priority Club. Cancellation Reasons: 1-Objectives/conduct, 2-Non-active club, 5-Non-existing club, 6-Disbanding, 7-Merger, 8-Financial Suspension, 9-District/Multiple District Dues.

** - Abbreviation: P-President, S-Secretary, T-Treasurer, M-Member Chairperson, VP-First Vice President, MC-Communications Chairperson, SC-Service Chairperson

*** - Abbreviation: N/R - Never reported using the Lions Clubs website, N/A - Not applicable, No password registered for the Lions Clubs website.

**** - Abbreviation: N - New, IP - Immediate Past, R - Repeat.



Club Health Assessment for District S 2 through March 2025

			Status	Membership							Reports					Finance	LCIF	
Club Number	Club Name	Charter Date		Current Member Count	YTD Members Added	YTD Members Dropped	YTD Net Growth	YTD Net Growth%	Member Count 12 Months Ago	Avg. length of service for dropped members	Months Since Last MMR ***	Yrs. Since Last Officer Report	President Rotation	Vice President Reported ****	Months Since Last Activity Report ***	Account Balance	Donations for current Fiscal Year	
			Number of times on status quo within last two years	If below 15 members appears				If net loss is greater than 20% appears			If no report in 3 months appears in	When more than one year appears in	Number of repeat terms		Notes the officers that do not have an active	If no report at 12 months red		
Clubs less than two years old																		
156610	Cochabamba Angeles de la Sonrisa	11/21/2023	Active	20	0	0	0	0.00%	20		14	1	None	P,S,T,M,VP SC	N/A	90+ Days		
171793	Cochabamba Melvin Jones	06/13/2024	Active	20	0	0	0	0.00%	0		9		None	P,S,T,M,VP SC	N/A	90+ Days		
154386	Cochabamba Templanza y Fortaleza	05/16/2023	Active	11	0	9	-9	-45.00%	21	1	1			T,VP	5			
172262	San Jose de Chiquitos	06/14/2024	Active	13	0	7	-7	-35.00%	0	1	3		2	M,VP,SC	N/R	90+ Days		
154909	Santa Cruz Porongo	06/21/2023	Active	9	0	0	0	0.00%	15		10	1	None	P,S,T,M,VP SC	18	90+ Days		
154035	Santa Cruz Puerto Quijarro	05/10/2023	Active	0	0	14	-14	-100.00%	17	2	1		None	P,S,T,M,VP SC	16			
Clubs more than two years old																		
32958	BERMEJO Exc Award (06/30/2018)	11/11/1976	Active	12	0	0	0	0.00%	12		39	1	None	P,S,T,M,VP SC	24+	90+ Days		
137503	Bermejo Frontera del Sur Exc Award (06/30/2024)	02/20/2019	Active	11	0	1	-1	-8.33%	13	6	3			N	M,VP	5		
140863	Camiri Sararenda	03/26/2020	Active	17	3	0	3	21.43%	14		0			N		22	90+ Days	
18168	COCHABAMBA Exc Award (06/30/2017, 06/30/2018, 06/30/20)	06/27/1949	Active(1)	48	7	14	-7	-12.73%	56	3	1		2	N	M	0	90+ Days	
49372	COCHABAMBA ARCO IRIS Exc Award (06/30/2018, 06/30/2021, 06/30/20)	04/05/1989	Active(1)	17	2	2	0	0.00%	17	3	5			N	M,VP,SC	5	90+ Days	
132696	Cochabamba Helen Keller Exc Award (06/30/2022, 06/30/2023, 06/30/20)	09/25/2017	Active(3)	14	2	6	-4	-22.22%	19	2	1		4	R	M,VP	17	90+ Days	
116307	COCHABAMBA INTEGRACION Exc Award (06/30/2018)	03/13/2012	Active	10	3	4	-1	-9.09%	11	9	0			N	M,SC	19		
143973	Cochabamba Kanata Exc Award (06/30/2021)	12/22/2020	Active(1)	7	0	0	0	0.00%	11		9		2		M,VP,SC	18	90+ Days	
138687	Cochabamba Milenio Exc Award (06/30/2024)	06/21/2019	Active(1)	11	0	0	0	0.00%	10		9		7		S,M,VP,SC	5	90+ Days	
152093	Cochabamba Nueva Esperanza	08/01/2022	Active	2	3	4	-1	-33.33%	3	3	0		None		P,T,M,VP,SC	2	90+ Days	



Club Health Assessment for District S 2 through March 2025

			Status	Membership							Reports					Finance	LCIF
Club Number	Club Name	Charter Date		Current Member Count	YTD Members Added	YTD Members Dropped	YTD Net Growth	YTD Net Growth%	Member Count 12 Months Ago	Avg. length of service for dropped members	Months Since Last MMR ***	Yrs. Since Last Officer Report	President Rotation	Vice President Reported ****	Months Since Last Activity Report ***	Account Balance	Donations for current Fiscal Year
			Number of times on status quo within last two years	If below 15 members appears				If net loss is greater than 20% appears			If no report in 3 months appears in	When more than one year appears in	Number of repeat terms	Notes the officers that do not have an active	If no report at 12 months appears in red		
151466	Cochabamba Rojo Carmesi	06/21/2022	Active	5	0	0	0	0.00%	3		9	1	None	P,S,T,M,VP SC	N/A	90+ Days	
143141	Cochabamba Tiquipaya	10/28/2020	Active(1)	9	1	8	-7	-43.75%	17	1	1			S,T,M,VP,SC	9	90+ Days	\$60.00
Exc Award (06/30/2021, 06/30/2022, 06/30/20																	
59334	COCHABAMBA UNION	04/21/1997	Active(1)	29	1	10	-9	-23.68%	33	7	1		N	M,SC	3	90+ Days	
Exc Award (06/30/2016, 06/30/2018, 06/30/20																	
18170	COCHABAMBA VILLA INGAVI	02/14/1973	Active(1)	9	1	0	1	12.50%	9		2		N	M,VP,SC	7	90+ Days	
Exc Award (06/30/2017, 06/30/2022)																	
141769	El Gran Potosi	06/20/2020	Active	6	1	2	-1	-14.29%	7	4	1		2	T,M,VP,SC	3	90+ Days	\$20.00
Exc Award (06/30/2022)																	
37591	HAMACAS	10/22/1979	Active(2)	21	0	0	0	0.00%	23		4		N	P,S,M,SC	11	90+ Days	
Exc Award (06/30/2018, 06/30/2022, 06/30/20																	
18173	MINEROS	05/10/1958	Active(2)	22	0	0	0	0.00%	23		0			M,VP,SC	1	90+ Days	
Exc Award (06/30/2018, 06/30/2023)																	
18174	MONTERO	07/21/1957	Active(2)	27	0	0	0	0.00%	26		9		N	SC	14	90+ Days	
Exc Award (06/30/2016, 06/30/2017, 06/30/20																	
135183	Montero La Merced	06/20/2018	Active(1)	52	5	11	-6	-10.34%	45	2	2		N	SC	8	90+ Days	\$5.00
Exc Award (06/30/2019, 06/30/2021, 06/30/20																	
144010	Montero San Antonio	12/17/2020	Active	20	2	9	-7	-25.93%	23	2	1			M,VP,SC	1	90+ Days	
Exc Award (06/30/2021, 06/30/2022)																	
41189	MOTO MENDEZ	04/20/1982	Active(4)	19	0	0	0	0.00%	25		9			M,VP,SC	19	90+ Days	
18175	POTOSI	06/20/1949	Active	27	5	0	5	22.73%	16		4		N		5	90+ Days	\$45.00
Exc Award (06/30/2016, 06/30/2017, 06/30/20																	
148392	Potosí Carlos V	09/22/2021	Active(2)	8	0	4	-4	-33.33%	8	3	7		R	T,M,SC	15	90+ Days	
141627	Potosi Macuquina de Plata	06/20/2020	Active(1)	26	3	0	3	13.04%	21		1		N		5		
Exc Award (06/30/2022, 06/30/2023, 06/30/20																	
111164	PUERTO SUAREZ PANTANAL	05/27/2011	Active	7	0	0	0	0.00%	7		12	1	None	P,S,T,M,VP SC	12	90+ Days	
Exc Award (06/30/2016, 06/30/2018, 06/30/20																	
18178	QUILLACOLLO	03/10/1966	Active	19	0	26	-26	-57.78%	23	1	2		N		5		\$80.00
Exc Award (06/30/2023, 06/30/2024)																	



Club Health Assessment for District S 2 through March 2025

			Status	Membership							Reports					Finance	LCIF
Club Number	Club Name	Charter Date		Current Member Count	YTD Members Added	YTD Members Dropped	YTD Net Growth	YTD Net Growth%	Member Count 12 Months Ago	Avg. length of service for dropped members	Months Since Last MMR ***	Yrs. Since Last Officer Report	President Rotation	Vice President Reported ****	Months Since Last Activity Report ***	Account Balance	Donations for current Fiscal Year
			Number of times on status quo within last two years	If below 15 members appears				If net loss is greater than 20% appears			If no report in 3 months appears in	When more than one year appears in	Number of repeat terms	Notes the officers that do not have an active	If no report at 12 months appears in red		
146647	Sacaba	06/14/2021	Active(2)	18	0	1	-1	-5.26%	13	0	6			N	T,M,SC	21	90+ Days
	Exc Award (06/30/2022)																
18183	SANTA CRUZ	07/02/1949	Active(2)	112	11	11	0	0.00%	105	4	0			N	SC	0	90+ Days
	Exc Award (06/30/2016, 06/30/2017, 06/30/2018, 06/30/2019, 06/30/2020, 06/30/2021, 06/30/2022)																
56480	SANTA CRUZ 24 DE SEPTIEMBRE	01/30/1995	Active	36	2	11	-9	-20.00%	45	6	0		2	N	M	3	\$50.00
	Exc Award (06/30/2016, 06/30/2018, 06/30/2019, 06/30/2020, 06/30/2021, 06/30/2022)																
140011	Santa Cruz Alma Crucena	03/27/2020	Active(1)	5	0	7	-7	-58.33%	11	3	3			N	M,VP,SC	19	90+ Days
	Exc Award (06/30/2021, 06/30/2022)																
151991	Santa Cruz Amboro	08/05/2022	Active(2)	16	3	2	1	6.67%	14	1	0			N	T,M	4	90+ Days
78935	SANTA CRUZ AMOR Y ESPERANZA	04/29/2004	Active(1)	48	10	9	1	2.13%	47	3	1		2	R	M,VP,SC	1	90+ Days
	Exc Award (06/30/2016, 06/30/2017, 06/30/2018, 06/30/2019, 06/30/2020, 06/30/2021, 06/30/2022)																
140270	Santa Cruz Arandu	06/30/2020	Active	1	0	5	-5	-83.33%	6	5	1				S,M,VP,SC	1	
	Exc Award (06/30/2021)																
123763	Santa Cruz Corazon	12/08/2014	Active(3)	25	0	0	0	0.00%	34		1				S,M,VP,SC	2	90+ Days
	Exc Award (06/30/2017, 06/30/2018)																
51413	SANTA CRUZ DE LA SIERRA	03/13/1991	Active(1)	45	7	2	5	12.50%	40	1	0		2		VP	2	
	Exc Award (06/30/2016, 06/30/2017, 06/30/2018, 06/30/2019, 06/30/2020, 06/30/2021, 06/30/2022)																
52071	SANTA CRUZ DEL ORIENTE	10/09/1991	Active(1)	7	0	1	-1	-12.50%	8	3	1			N	P,VP	1	90+ Days
	Exc Award (06/30/2018, 06/30/2023)																
144118	Santa Cruz El Dorado	12/29/2020	Active	9	5	6	-1	-10.00%	14	4	1			N	S,M,SC	12	90+ Days
	Exc Award (06/30/2022)																
143402	Santa Cruz El Paraiso	10/26/2020	Active(1)	13	0	5	-5	-27.78%	19	2	9				M,VP,SC	17	90+ Days
	Exc Award (06/30/2021, 06/30/2022, 06/30/2023)																
112154	SANTA CRUZ EL PATUJÚ	09/12/2011	Active(1)	2	0	0	0	0.00%	7		8		2		T,M,VP	12	
	Exc Award (06/30/2017, 06/30/2018)																
152538	Santa Cruz Gratiitud	09/08/2022	Active(1)	38	2	4	-2	-5.00%	40	2	3			R	SC	2	90+ Days
	Exc Award (06/30/2023)																
18184	SANTA CRUZ GUAPAY EQUIPETROL	02/28/1973	Active(1)	18	5	7	-2	-10.00%	21	4	0		2	R	M,VP,SC	3	90+ Days



Club Health Assessment for District S 2 through March 2025

			Status	Membership							Reports					Finance	LCIF
Club Number	Club Name	Charter Date		Current Member Count	YTD Members Added	YTD Members Dropped	YTD Net Growth	YTD Net Growth%	Member Count 12 Months Ago	Avg. length of service for dropped members	Months Since Last MMR ***	Yrs. Since Last Officer Report	President Rotation	Vice President Reported ****	Months Since Last Activity Report ***	Account Balance	Donations for current Fiscal Year
			Number of times on status quo within last two years	If below 15 members appears					If net loss is greater than 20% appears			If no report in 3 months appears in	When more than one year appears in	Number of repeat terms	Notes the officers that do not have an active	If no report at 12 months appears in red	
Exc Award (06/30/2018, 06/30/2023, 06/30/2024)																	
138160	Santa Cruz Jenecheru	05/24/2019	Active	8	0	0	0	0.00%	11		9		3	N T,M	3	90+ Days	
Exc Award (06/30/2020, 06/30/2021)																	
128139	Santa Cruz Kandire	06/29/2016	Active	8	0	0	0	0.00%	9		9		2	R T	0	90+ Days	
Exc Award (06/30/2017, 06/30/2018, 06/30/2024)																	
133786	Santa Cruz Lealtad	02/01/2018	Active	35	18	7	11	45.83%	23	2	0			N M,VP,SC	3	90+ Days	\$120.00
Exc Award (06/30/2021, 06/30/2022, 06/30/2024)																	
109499	SANTA CRUZ PALERMO	10/22/2010	Active(2)	1	0	1	-1	-50.00%	6	3	3		3	S,T,M,VP,SC	12	90+ Days	
Exc Award (06/30/2018, 06/30/2022)																	
134818	Santa Cruz Renacer	05/31/2018	Active	30	2	3	-1	-3.23%	34	4	4			R P	2	90+ Days	
Exc Award (06/30/2019, 06/30/2021, 06/30/2024)																	
96627	SANTA CRUZ SOLIDARIDAD	03/16/2006	Active(1)	18	3	2	1	5.88%	18	7	1			N S,M,SC	8	90+ Days	
Exc Award (06/30/2016, 06/30/2018, 06/30/2024)																	
32777	SANTA CRUZ SUD	09/13/1976	Active(2)	12	0	2	-2	-14.29%	14	24	0		3	R SC	20	90+ Days	
Exc Award (06/30/2018, 06/30/2024)																	
145946	Santa Cruz Universitario Guapuru	05/17/2021	Active	3	0	0	0	0.00%	6		9		2	T,M,VP,SC	15	90+ Days	
132225	Santa Cruz Vida	07/19/2017	Active(2)	25	0	3	-3	-10.71%	32	3	2		2	R	6		\$20.00
Exc Award (06/30/2018, 06/30/2022, 06/30/2024)																	
18185	SUCRE	07/07/1949	Active(1)	37	3	4	-1	-2.63%	30	1	3			N	3	90+ Days	
Exc Award (06/30/2018, 06/30/2022, 06/30/2024)																	
18187	TARIJA	07/06/1949	Active(1)	21	0	0	0	0.00%	20		9			N P,VP	9		\$1,050.73
Exc Award (06/30/2018, 06/30/2021)																	
77927	TARIJA ANDALUZ	12/01/2003	Active(2)	9	0	0	0	0.00%	7		9		2	N P,T,M,SC	16	90+ Days	
Exc Award (06/30/2018, 06/30/2020, 06/30/2024)																	
147641	Tarija Corazon	07/27/2021	Active	5	0	0	0	0.00%	6		9			N M	10	90+ Days	
142598	Tarija Manos Amigas	08/12/2020	Active	10	0	1	-1	-9.09%	11	2	5			N M,SC	5	90+ Days	
Exc Award (06/30/2021)																	
143487	Tarija Serendipia	11/12/2020	Active(3)	5	0	0	0	0.00%	6		6		3	VP,SC	11	90+ Days	



Club Health Assessment for District S 2 through March 2025

			Status	Membership							Reports					Finance	LCIF
Club Number	Club Name	Charter Date		Current Member Count	YTD Members Added	YTD Members Dropped	YTD Net Growth	YTD Net Growth%	Member Count 12 Months Ago	Avg. length of service for dropped members	Months Since Last MMR ***	Yrs. Since Last Officer Report	President Rotation	Vice President Reported ****	Months Since Last Activity Report ***	Account Balance	Donations for current Fiscal Year
			Number of times on status quo within last two years	If below 15 members appears				If net loss is greater than 20% appears			If no report in 3 months appears in	When more than one year appears in	Number of repeat terms	Notes the officers that do not have an active	If no report at 12 months appears in red		
140151	Tarija Solidaria	11/26/2019	Active(2)	23	3	0	3	15.00%	19		2		2	N	9		
	Exc Award (06/30/2024)																
148765	Tarija Tajzara	05/12/2022	Active	10	1	3	-2	-16.67%	12	3	3			N	6	90+ Days	
141425	Tarija Tariquia	04/28/2020	Active	10	0	0	0	0.00%	10		6		None	P,S,T,M,VP SC T,M	24+	90+ Days	
29807	VILLA MONTES	09/23/1974	Active	22	2	0	2	10.00%	20		5			N	6	90+ Days	
	Exc Award (06/30/2018, 06/30/2023)																
107131	WARNES LA ENCONADA	01/13/2010	Active	8	0	0	0	0.00%	8		9		3	M,VP	5	90+ Days	
18191	YACUIBA	02/01/1965	Active(2)	19	20	1	19	100.00%	0	0	0			P,M,VP,SC	24+		
	Exc Award (06/30/2018)																

Clubs Cancelled Previous Fiscal Year – Clubs Cancelled within last 12 months may be reinstated

Club Number	Club Name	Charter Date	Current Status*	Cancellation Date
18166	COCHABAMBA CALA CALA	01/18/1968	Cancelled(6*)	07/29/2023
29641	COCHABAMBA MUYURINA	07/29/1974	Cancelled(9*)	02/23/2024
44848	SANTA CRUZ GRIGOTA	04/26/1985	Cancelled(8*)	01/29/2024
151508	Sucre San Francisco Xavier	06/22/2022	Cancelled(8*)	08/29/2023

Current Total Clubs Count	YTD New Clubs Count	YTD Cancelled Clubs Count	YTD Net Club Gain	Current Total Members Count	YTD Add	YTD Drop	YTD Net Growth	YTD Net Growth %	Member Count 12 Months Ago	Average Member Count Per Club	% of Clubs with less than 20 members	% No MMR in 3 Months	% No Officer Report in 12 Months	% of Clubs with balance 90+ days	Number of Clubs in Status Quo	% Status Quo Clubs in Financial Suspension	Number of Cancelled Clubs	Average Cancelled Club Age	Members Lost Due to Cancellation	% of Clubs Cancelled for Non-Financial Reasons
68	0	0	0	1,240	136	229	-93	-6.98%	1,274	18	65%	53%	7%	79%	0	0%	0	0	0	0%

* - P - Priority Club. Cancellation Reasons: 1-Objectives/conduct, 2-Non-active club, 5-Non-existing club, 6-Disbanding, 7-Merger, 8-Financial Suspension, 9-District/Multiple District Dues.

** - Abbreviation: P-President, S-Secretary, T-Treasurer, M-Member Chairperson, VP-First Vice President, MC-Communications Chairperson, SC-Service Chairperson

*** - Abbreviation: N/R - Never reported using the Lions Clubs website, N/A - Not applicable, No password registered for the Lions Clubs website.

**** - Abbreviation: N - New, IP - Immediate Past, R - Repeat.



Club Health Assessment for District T 1 through March 2025

			Status	Membership							Reports					Finance		LCIF
Club Number	Club Name	Charter Date		Current Member Count	YTD Members Added	YTD Members Dropped	YTD Net Growth	YTD Net Growth%	Member Count 12 Months Ago	Avg. length of service for dropped members	Months Since Last MMR ***	Yrs. Since Last Officer Report	President Rotation	Vice President Reported ****	Months Since Last Activity Report ***	Account Balance	Donations for current Fiscal Year	
			Number of times on status quo within last two years	If below 15 members appears				If net loss is greater than 20% appears			If no report in 3 months appears in	When more than one year appears in	Number of repeat terms	Notes the officers that do not have an active	If no report at 12 months appears in red			
Clubs less than two years old																		
154250	Villa Alemana Eterna Juventud	04/20/2023	Active	12	2	0	2	20.00%	11		2			N M	9		\$2.91	
Clubs more than two years old																		
18194	ANTOFAGASTA	07/16/1952	Active(2)	23	0	4	-4	-14.81%	27	13	1			N	16			
Exc Award (06/30/2017, 06/30/2023)																		
37066	ANTOFAGASTA EL ANCLA	05/21/1979	Active	29	2	1	1	3.57%	28	20	3		3	R SC	4	90+ Days	\$243.58	
Exc Award (06/30/2020, 06/30/2021, 06/30/2022)																		
59722	ANTOFAGASTA FLOR DEL DESIERTO	06/18/1997	Active	24	0	1	-1	-4.00%	23	3	6			R T	5	90+ Days	\$1,249.50	
Exc Award (06/30/2017, 06/30/2021, 06/30/2022)																		
18195	ARICA	02/26/1951	Active	17	6	1	5	41.67%	22	2	3			R	3		\$231.76	
Exc Award (06/30/2020, 06/30/2021, 06/30/2022)																		
119288	ARICA CHUNGARA	05/03/2013	Active	17	7	11	-4	-19.05%	19	7	0			N S,M,SC	1		\$19.00	
Exc Award (06/30/2018, 06/30/2020, 06/30/2022)																		
31269	ARICA SAN MARCOS	10/21/1975	Active(1)	8	0	4	-4	-33.33%	12	5	3			N M,SC	10		\$11.00	
18197	CALAMA	07/15/1959	Active	21	2	3	-1	-4.55%	22	9	4			N	0		\$1,432.57	
Exc Award (06/30/2022, 06/30/2023)																		
18198	CASABLANCA	05/09/1968	Active(1)	11	1	0	1	10.00%	10		2		6	S,T,M,VP,SC	21		\$10.00	
18200	CHUQUICAMATA	08/25/1956	Active	16	1	0	1	6.67%	16		5			IP M	0		\$361.16	
Exc Award (06/30/2023)																		
18202	COPIAPO	11/03/1949	Cancelled(8*)	0	9	15	-6	-100.00%	14	8	2		None	P,S,T,M,VP SC	11	90+ Days		
Exc Award (06/30/2021)																		
140090	Copiapó Helen Keller	11/11/2019	Active(2)	4	3	10	-7	-63.64%	9	4	3		3	N M,SC	7	90+ Days		
Exc Award (06/30/2021)																		
32741	DIEGO DE ALMAGRO	09/24/1976	Active	11	0	0	0	0.00%	12		6		4	R	4		\$11.00	
18207	IQUIQUE	06/11/1952	Active(1)	13	0	2	-2	-13.33%	16	12	2		2	M,VP,SC	6	90+ Days	\$15.00	
Exc Award (06/30/2023)																		
110795	IQUIQUE LA ESMERALDA	04/07/2011	Cancelled(8*)	0	0	4	-4	-100.00%	4	4	3	1	None	P,S,T,M,VP SC	24+	90+ Days		



Club Health Assessment for District T 1 through March 2025

			Status	Membership							Reports					Finance	LCIF
Club Number	Club Name	Charter Date		Current Member Count	YTD Members Added	YTD Members Dropped	YTD Net Growth	YTD Net Growth%	Member Count 12 Months Ago	Avg. length of service for dropped members	Months Since Last MMR ***	Yrs. Since Last Officer Report	President Rotation	Vice President Reported ****	Months Since Last Activity Report ***	Account Balance	Donations for current Fiscal Year
			Number of times on status quo within last two years	If below 15 members appears					If net loss is greater than 20% appears		If no report in 3 months appears in	When more than one year appears in	Number of repeat terms	Notes the officers that do not have an active	If no report at 12 months appears in red		
78606	IQUIQUE LEONAS DE TARAPACA Exc Award (06/30/2021, 06/30/2022)	03/30/2004	Active	15	0	4	-4	-21.05%	19	3	0			N	4		\$222.60
130481	La Calera Centenario	03/20/2017	Active(3)	27	0	0	0	0.00%	27		0			M,VP,SC	12	90+ Days	\$27.00
18210	LA SERENA	01/05/1950	Active(1)	20	1	1	0	0.00%	18	10	0			M,VP	2		\$17.56
18213	LOS ANDES	10/29/1949	Active(3)	4	0	0	0	0.00%	4		16	2	None	P,S,T,M,VP SC	24+	90+ Days	
66451	MILLAPEL	06/28/2002	Active	11	0	0	0	0.00%	11		16	1	None	P,S,T,M,VP SC	15	90+ Days	\$11.00
18217	OLMUE	10/25/1966	Cancelled(8*)	0	0	12	-12	-100.00%	12	1	8		None	P,S,T,M,VP SC	24+	90+ Days	
18218	OVALLE	10/09/1950	Active	20	0	2	-2	-9.09%	23	5	0			IP M	1		\$490.31
37127	PENA BLANCA Exc Award (06/30/2021)	05/24/1979	Active	10	4	0	4	66.67%	6		2		3	M,VP,SC	12		\$111.37
38468	PENUELAS Exc Award (06/30/2023, 06/30/2024)	05/06/1980	Active	18	0	1	-1	-5.26%	17	8	5		2	R	0		\$119.00
18222	QUILPUE Exc Award (06/30/2023, 06/30/2024)	08/10/1949	Active	18	3	1	2	12.50%	16	0	0			M,VP,SC	0		\$36.00
18223	QUINTERO	10/14/1953	Active(1)	11	0	0	0	0.00%	9		11			M,VP,SC	19		\$11.00
30129	SANTA MARIA	01/20/1975	Active(1)	14	0	0	0	0.00%	14		8		6	M,VP,SC	15		\$14.00
18228	TOCOPILLA Exc Award (06/30/2023)	10/12/1955	Active(1)	29	0	0	0	0.00%	30		8			M,VP,SC	15	90+ Days	\$29.00
18229	VALLENAR	10/07/1950	Active	23	1	0	1	4.55%	19		7		2	R	0		\$292.97
145130	Vicuña	02/22/2021	Active(2)	13	0	2	-2	-13.33%	16	2	3		5	M,VP,SC	0	90+ Days	\$15.00
18231	VILLA ALEMANA Exc Award (06/30/2017, 06/30/2022)	08/15/1949	Active(4)	25	8	6	2	8.70%	24	4	0			N P,M,VP	10		
148098	Villa Alemana Los Molinos	08/30/2021	Active(4)	11	0	2	-2	-15.38%	13	3	2			T,M,VP,SC	7	90+ Days	
18232	VINA DEL MAR	04/15/1967	Active(2)	20	0	0	0	0.00%	21		9		None	P,S,T,M,VP SC	14	90+ Days	



Club Health Assessment for District T 1 through March 2025

				Status	Membership						Reports					Finance	LCIF
Club Number	Club Name	Charter Date		Current Member Count	YTD Members Added	YTD Members Dropped	YTD Net Growth	YTD Net Growth%	Member Count 12 Months Ago	Avg. length of service for dropped members	Months Since Last MMR ***	Yrs. Since Last Officer Report	President Rotation	Vice President Reported ****	Months Since Last Activity Report ***	Account Balance	Donations for current Fiscal Year
			Number of times on status quo within last two years	If below 15 members appears				If net loss is greater than 20% appears			If no report in 3 months appears in	When more than one year appears in	Number of repeat terms	Notes the officers that do not have an active	If no report at 12 months appears in red		

Clubs Cancelled Previous Fiscal Year – Clubs Cancelled within last 12 months may be reinstated

Club Number	Club Name	Charter Date	Current Status*	Cancellation Date
18226	SAN FELIPE	05/31/1950	Cancelled(8*)	02/29/2024
18215	SAN LORENZO	09/15/1964	Cancelled(6*)	12/29/2023
18230	VALPARAISO	01/14/1949	Cancelled(6*)	02/29/2024
34204	VALPARAISO PLAYA ANCHA	06/27/1977	Cancelled(8*)	06/29/2024
34030	VINA DEL MAR RENACA L C	06/08/1977	Cancelled(8*)	06/29/2024

Current Total Clubs Count	YTD New Clubs Count	YTD Cancelled Clubs Count	YTD Net Club Gain	Current Total Members Count	YTD Add	YTD Drop	YTD Net Growth	YTD Net Growth %	Member Count 12 Months Ago	Average Member Count Per Club	% of Clubs with less than 20 members	% No MMR in 3 Months	% No Officer Report in 12 Months	% of Clubs with balance 90+ days	Number of Clubs in Status Quo	% Status Quo Clubs in Financial Suspension	Number of Cancelled Clubs	Average Cancelled Club Age	Members Lost Due to Cancellation	% of Clubs Cancelled for Non-Financial Reasons
30	0	3	-3	495	50	87	-37	-6.95%	544	17	63%	57%	7%	37%	0	0%	3	150	31	-100%

* - P - Priority Club. Cancellation Reasons: 1-Objectives/conduct, 2-Non-active club, 5-Non-existing club, 6-Disbanding, 7-Merger, 8-Financial Suspension, 9-District/Multiple District Dues.

** - Abbreviation: P-President, S-Secretary, T-Treasurer, M-Member Chairperson, VP-First Vice President, MC-Communications Chairperson, SC-Service Chairperson

*** - Abbreviation: N/R - Never reported using the Lions Clubs website, N/A - Not applicable, No password registered for the Lions Clubs website.

**** - Abbreviation: N - New, IP - Immediate Past, R - Repeat.




Club Health Assessment for District T 2 through March 2025

			Status	Membership							Reports					Finance	LCIF
Club Number	Club Name	Charter Date		Current Member Count	YTD Members Added	YTD Members Dropped	YTD Net Growth	YTD Net Growth%	Member Count 12 Months Ago	Avg. length of service for dropped members	Months Since Last MMR ***	Yrs. Since Last Officer Report	President Rotation	Vice President Reported ****	Months Since Last Activity Report ***	Account Balance	Donations for current Fiscal Year
			Number of times on status quo within last two years	If below 15 members appears				If net loss is greater than 20% appears			If no report in 3 months appears in	When more than one year appears in	Number of repeat terms	Notes the officers that do not have appears in an active	If no report at 12 months red		
Clubs less than two years old																	
181347	El Monte Mérito	03/19/2025	Newly Chartered	16	16	0	16	100.00%	0		0			T,M,VP,SC	N/A		
154791	Isla de Maipo	06/14/2023	Active(2)	1	0	1	-1	-50.00%	2	2	3	1	None	P,S,T,M,VP SC	N/R		
154735	Lo Espejo	06/16/2023	Cancelled(8*)	0	0	19	-19	-100.00%	19	1	8	1	None	P,S,T,M,VP SC	N/A	90+ Days	
155445	Quinta Normal Leones en Acción	08/01/2023	Active	23	21	15	6	35.29%	20	1	0		N		0		\$93.34
154139	Santiago Inclusión	04/11/2023	Cancelled(8*)	0	0	11	-11	-100.00%	11	1	3		None	P,S,T,M,VP SC	N/A	90+ Days	
Clubs more than two years old																	
18234	CARTAGENA	07/26/1971	Active(1)	6	0	1	-1	-14.29%	5	0	5		7	M,VP,SC	3	90+ Days	
65047	COMUNA SAN JOSE DE MAIPO	03/01/2002	Active(3)	8	8	8	0	0.00%	7	9	0			M,VP,SC	1		
50640	EL TENIENTE COYA RANCAGUA	06/06/1990	Active	4	0	0	0	0.00%	5		9		3	R M,SC	9	90+ Days	\$192.10
18235	LA CISTERNA	05/29/1952	Active(2)	8	0	7	-7	-46.67%	15	19	0		6	S,M,VP,SC	6	90+ Days	
143701	La Cisterna - Profesor Vasco Núñez Kohler	11/30/2020	Active	25	1	0	1	4.17%	24		5			M,VP,SC	20		\$1,072.81
18243	LA FLORIDA	12/09/1954	Active	42	6	1	5	13.51%	41	2	0		2	N	0	90+ Days	\$529.36
Exc Award (06/30/2022)																	
34114	LA FLORIDA SUR	06/17/1977	Active	16	0	1	-1	-5.88%	16	22	7			N S,M	0		\$21.07
18244	LA GRANJA	06/30/1967	Cancelled(8*)	0	0	8	-8	-100.00%	8	20	8	1	None	P,S,T,M,VP SC	19	90+ Days	
152392	La Pintana Hellen Keller	08/23/2022	Active	20	0	0	0	0.00%	20		10			M,VP,SC	3	90+ Days	
18245	LAS BARRANCAS	11/04/1958	Active	16	1	9	-8	-33.33%	19	1	0		5	S,M,VP,SC	1		\$80.00
Exc Award (06/30/2023)																	
18246	LAS CONDES	05/06/1952	Active	12	2	3	-1	-7.69%	14	10	4			N T,SC	0		\$162.67
37955	MACHALI	01/15/1980	Active	10	1	0	1	11.11%	8		5		3	VP	0	90+ Days	
Exc Award (06/30/2022, 06/30/2108)																	
18254	MAIPU	11/19/1954	Active(1)	10	1	1	0	0.00%	10	30	6			N	0	90+ Days	
18255	MELIPILLA	12/05/1949	Active	19	0	0	0	0.00%	19		2			M,VP,SC	5		



Club Health Assessment for District T 2 through March 2025

			Status	Membership							Reports					Finance		LCIF
Club Number	Club Name	Charter Date		Current Member Count	YTD Members Added	YTD Members Dropped	YTD Net Growth	YTD Net Growth%	Member Count 12 Months Ago	Avg. length of service for dropped members	Months Since Last MMR ***	Yrs. Since Last Officer Report	President Rotation	Vice President Reported ****	Months Since Last Activity Report ***	Account Balance	Donations for current Fiscal Year	
			Number of times on status quo within last two years	If below 15 members appears				If net loss is greater than 20% appears			If no report in 3 months appears in	When more than one year appears in	Number of repeat terms		Notes the officers that do not have an active	If no report at 12 months appears in red		
18256	NUNOA	11/14/1951	Active	16	2	0	2	14.29%	12		0		5	R	M,SC	0	90+ Days	\$2,040.00
	Exc Award (06/30/2023, 06/30/2024)																	
31858	NUNOA MACUL	03/17/1976	Active	10	1	0	1	11.11%	9		2			R	SC	0		\$73.44
18259	PENAFLO	06/13/1949	Active	12	0	0	0	0.00%	12		7				M,VP,SC	5	90+ Days	
43755	PENALOEN	04/09/1984	Active(1)	5	0	0	0	0.00%	5		13		None		P,S,T,M,VP SC	19	90+ Days	
132796	Pirque	10/06/2017	Active(2)	5	1	1	0	0.00%	5	0	2		3	N	M,SC	2		\$46.16
18261	PROVIDENCIA	10/26/1951	Active	11	0	2	-2	-15.38%	13	1	3		5	R		3	90+ Days	\$1.20
27987	PROVIDENCIA PUCARA	01/15/1974	Active(2)	15	3	4	-1	-6.25%	16	7	2		3	N	T,M,SC	3	90+ Days	\$36.52
	Exc Award (06/30/2017)																	
18262	PUENTE ALTO	11/17/1951	Active	28	3	1	2	7.69%	26	1	1		2	N	S,T,M,SC	1		
18263	QUINTA NORMAL	05/07/1952	Active(1)	12	0	1	-1	-7.69%	15	3	1		2	R	M,SC	0	90+ Days	\$129.59
	Exc Award (06/30/2023)																	
18264	RANCAGUA	04/29/1949	Active	12	0	0	0	0.00%	12		13		5	N	M,SC	17		\$40.00
152788	Rancagua Los Heroes	10/07/2022	Active	10	0	0	0	0.00%	10		9		2	R		14		\$40.00
	Exc Award (06/30/2023)																	
18265	RENCA	12/07/1961	Active	5	0	0	0	0.00%	6		2		3	R	P,M,SC	1		
18267	SAN ANTONIO LLO LLEO	06/08/1949	Active	9	4	1	3	50.00%	6	0	2			N	M,VP,SC	0	90+ Days	\$40.00
18268	SAN BERNARDO	08/11/1949	Active(1)	19	2	4	-2	-9.52%	21	8	0		2	R	M,VP	0	90+ Days	
42555	SAN RAMON	04/01/1983	Active	9	0	0	0	0.00%	9		13				T,M,VP,SC	11	90+ Days	
18271	SANTA CRUZ	03/15/1951	Active(1)	12	5	0	5	71.43%	7		3		3		M,VP,SC	7	90+ Days	
53010	SANTIAGO CERRO NAVIA ORIENTE	05/01/1992	Active(1)	12	0	0	0	0.00%	12		12		12	R	S,M,SC	19	90+ Days	\$662.82
31309	SANTIAGO CONCHALI-LA PIRAMIDE	10/28/1975	Active	24	2	2	0	0.00%	22	3	2		None	N	P,S,M,SC	4		\$300.00
	Exc Award (06/30/2023, 06/30/2024)																	
18272	SANTIAGO FUNDADOR	04/24/1948	Active(1)	16	2	1	1	6.67%	16	2	2			N	M,SC	4	90+ Days	
	Exc Award (06/30/2018)																	
30130	SANTIAGO PERU-RECOLETA	01/17/1975	Active(1)	7	0	0	0	0.00%	7		13	1	None		P,S,T,M,VP SC	24+		



Club Health Assessment for District T 2 through March 2025

Club Number	Club Name	Charter Date	Status	Membership							Reports					Finance	LCIF
				Current Member Count	YTD Members Added	YTD Members Dropped	YTD Net Growth	YTD Net Growth%	Member Count 12 Months Ago	Avg. length of service for dropped members	Months Since Last MMR ***	Yrs. Since Last Officer Report	President Rotation	Vice President Reported ****	Months Since Last Activity Report ***	Account Balance	Donations for current Fiscal Year
			Number of times on status quo within last two years	If below 15 members appears				If net loss is greater than 20% appears			If no report in 3 months appears in	When more than one year appears in	Number of repeat terms	Notes the officers that do not have an active	If no report at 12 months appears in red		
18273	SANTIAGO SANTA ROSA	06/12/1970	Active(1)	7	0	0	0	0.00%	7		12	1	None	P,S,T,M,VP SC	24+	90+ Days	
18277	TALAGANTE	01/28/1950	Active	9	3	8	-5	-35.71%	14	5	3			T,VP,SC	5	90+ Days	\$1,282.63

Clubs Cancelled Previous Fiscal Year – Clubs Cancelled within last 12 months may be reinstated

Club Number	Club Name	Charter Date	Current Status*	Cancellation Date
61313	LA FLORIDA VILLA LOS ARCOS	12/01/1998	Cancelled(8*)	06/29/2024
31859	LIBERTADOR BERNARDO O'HIGGINS COMUNA	03/23/1976	Cancelled(8*)	06/29/2024
18266	RENGO	01/10/1950	Cancelled(8*)	06/29/2024

Current Total Clubs Count	YTD New Clubs Count	YTD Cancelled Clubs Count	YTD Net Club Gain	Current Total Members Count	YTD Add	YTD Drop	YTD Net Growth	YTD Net Growth %	Member Count 12 Months Ago	Average Member Count Per Club	% of Clubs with less than 20 members	% No MMR in 3 Months	% No Officer Report in 12 Months	% of Clubs with balance 90+ days	Number of Clubs in Status Quo	% Status Quo Clubs in Financial Suspension	Number of Cancelled Clubs	Average Cancelled Club Age	Members Lost Due to Cancellation	% of Clubs Cancelled for Non-Financial Reasons
38	1	3	-2	501	85	110	-25	-4.75%	525	13	84%	53%	8%	55%	0	0%	3	69	38	-100%

* - P - Priority Club. Cancellation Reasons: 1-Objectives/conduct, 2-Non-active club, 5-Non-existing club, 6-Disbanding, 7-Merger, 8-Financial Suspension, 9-District/Multiple District Dues.

** - Abbreviation: P-President, S-Secretary, T-Treasurer, M-Member Chairperson, VP-First Vice President, MC-Communications Chairperson, SC-Service Chairperson

*** - Abbreviation: N/R - Never reported using the Lions Clubs website, N/A - Not applicable, No password registered for the Lions Clubs website.

**** - Abbreviation: N - New, IP - Immediate Past, R - Repeat.



Club Health Assessment for District T 3 through March 2025

Club Number	Club Name	Charter Date	Status	Membership							Reports					Finance	LCIF
				Current Member Count	YTD Members Added	YTD Members Dropped	YTD Net Growth	YTD Net Growth%	Member Count 12 Months Ago	Avg. length of service members	Months Since Last MMR ***	Yrs. Since Last Officer Report	President Rotation	Vice President Reported ****	Months Since Last Activity Report ***	Account Balance	Donations for current Fiscal Year
			Number of times on status quo within last two years	If below 15 members appears				If net loss is greater than 20% appears			If no report in 3 months appears	When more than one year appears in	Number of repeat terms	Notes the officers that do not have an active	If no report at 12 months appears in red		
Clubs less than two years old																	
172437	Cañete Quimahue	06/21/2024	Active	31	2	0	2	6.90%	0		5			R M	5	90+ Days	
157050	Quillon Valle del Sol	02/13/2024	Active	13	2	2	0	0.00%	26	1	1		3	R M,SC	0		\$20.00
181200	San Rosendo	03/03/2025	Newly Chartered	25	25	0	25	100.00%	0		0			M,VP,SC	0		
156713	Villa Cabrero	11/20/2023	Active	18	1	3	-2	-10.00%	21	1	5		2	VP	0		\$180.86
Exc Award (06/30/2024)																	
Clubs more than two years old																	
18279	ANGOL	02/09/1952	Active(1)	22	2	0	2	10.00%	21		0		5	R	1		\$20.13
Exc Award (06/30/2024)																	
18281	BULNES	12/16/1953	Active	15	0	1	-1	-6.25%	14	9	8			N	1		\$40.16
46048	CABRERO	04/08/1986	Active	13	2	1	1	8.33%	15	4	4			N	0		\$27.00
18284	CAUQUENES	03/09/1950	Active	16	0	1	-1	-5.88%	17	8	3		5	R SC	3		
46166	CHIGUAYANTE - CONCEPCION	05/07/1986	Active	7	0	1	-1	-12.50%	8	38	8			M,VP	0	90+ Days	
18286	CHILLAN	11/11/1949	Active(1)	26	0	5	-5	-16.13%	30	10	3			N	3	90+ Days	\$40.14
Exc Award (06/30/2022)																	
109105	CHILLAN BICENTENARIO	08/19/2010	Active(1)	11	0	1	-1	-8.33%	21	3	3		2	VP	6	90+ Days	
40315	CHILLAN LOS HEROES	08/31/1981	Active	22	0	1	-1	-4.35%	23	2	3			IP	0		\$183.25
Exc Award (06/30/2022, 06/30/2023)																	
18287	COELEMU	11/17/1967	Active	17	1	1	0	0.00%	17	4	0		None	N P,SC	5	90+ Days	
Exc Award (06/30/2023)																	
18288	COLLIPULLI	10/03/1964	Active	15	0	0	0	0.00%	15		5		2	N	0	90+ Days	\$3,157.69
18289	CONCEPCION	04/21/1949	Active	17	3	1	2	13.33%	17	4	2		5	R	3		\$47.62
18291	CONSTITUCION	01/02/1954	Active	15	0	0	0	0.00%	11		4		2	VP,SC	3	90+ Days	
18292	CORONEL	03/31/1950	Active(1)	7	0	0	0	0.00%	7		2			R M,SC	24+		
18295	CURICO	11/12/1949	Active	20	1	1	0	0.00%	20	4	5			N	3		\$121.83
18297	LAJA	04/15/1961	Active	22	3	1	2	10.00%	21	8	3			IP M,SC	1		\$2,763.75



Club Health Assessment for District T 3 through March 2025

			Status	Membership							Reports					Finance	LCIF	
Club Number	Club Name	Charter Date		Current Member Count	YTD Members Added	YTD Members Dropped	YTD Net Growth	YTD Net Growth%	Member Count 12 Months Ago	Avg. length of service for dropped members	Months Since Last MMR ***	Yrs. Since Last Officer Report	President Rotation	Vice President Reported ****	Months Since Last Activity Report ***	Account Balance	Donations for current Fiscal Year	
			Number of times on status quo within last two years	If below 15 members appears				If net loss is greater than 20% appears			If no report in 3 months appears in	When more than one year appears in	Number of repeat terms	Notes the officers that do not have an active	If no report at 12 months appears in red			
151559	Las Aguilas de Angol	06/30/2022	Active	17	1	6	-5	-22.73%	22	2	3			N	M,SC	1	90+ Days	\$110.89
	Exc Award (06/30/2023)																	
18298	LEBU	11/09/1955	Active	16	5	1	4	33.33%	20	0	3			R	SC	4		
18299	LINARES	05/25/1951	Active(2)	13	0	1	-1	-7.14%	16	23	6		5		T,M,VP,SC	7		
18303	LOS ANGELES	12/10/1949	Active	31	2	0	2	6.90%	29		7			N		0		\$20.49
	Exc Award (06/30/2024)																	
45135	LOS ANGELES CENTRO	06/25/1985	Active(1)	24	9	1	8	50.00%	16	0	3			N		1		
134801	Los Angeles Siete Rios	05/23/2018	Active	26	0	3	-3	-10.34%	32	3	0			N		0		\$112.44
	Exc Award (06/30/2021)																	
36064	MULCHEN	09/11/1978	Active	17	2	0	2	13.33%	14		3		8	R	SC	1	90+ Days	
	Exc Award (06/30/2016, 06/30/2023, 06/30/2024)																	
18307	NACIMIENTO	06/18/1962	Active	29	2	0	2	7.41%	27		4		2	R		0		\$115.99
	Exc Award (06/30/2016)																	
18308	PARRAL	11/10/1949	Active	17	2	0	2	13.33%	15		3			R		0	90+ Days	
44298	QUILLON	10/11/1984	Active(1)	9	8	1	7	350.00%	2	6	5		2		M,VP,SC	2	90+ Days	
	Exc Award (06/30/2023)																	
18310	SAN CARLOS	10/15/1950	Active	16	3	3	0	0.00%	16	9	5		2		M,VP,SC	7		
18311	SAN JAVIER	03/20/1956	Active(2)	40	3	3	0	0.00%	42	3	3		3	N	SC	2	90+ Days	
	Exc Award (06/30/2018)																	
18318	SAN PEDRO DE LA PAZ	12/05/1966	Active	28	6	2	4	16.67%	25	4	3			N		3		
	Exc Award (06/30/2019, 06/30/2022, 06/30/2024)																	
18312	TALCA	10/04/1950	Active	32	0	0	0	0.00%	32		18		13	R		2		
18313	TALCAHUANO	09/21/1951	Active	21	0	12	-12	-36.36%	33	5	0			N		0		\$202.90
	Exc Award (06/30/2022)																	
52274	TALCAHUANO ARCO IRIS	12/16/1991	Active	15	0	1	-1	-6.25%	16	31	2		2	N	SC	0		\$545.49
	Exc Award (06/30/2019, 06/30/2023, 06/30/2024)																	
51264	TALCAHUANO ARTURO PRAT CHACON	02/05/1991	Active	10	0	2	-2	-16.67%	13	4	3			R	M,SC	15	90+ Days	\$460.86
18314	TOME	12/09/1949	Active	48	1	0	1	2.13%	45		0		2	N		0		\$1,072.04



Club Health Assessment for District T 3 through March 2025

			Status	Membership							Reports					Finance	LCIF
Club Number	Club Name	Charter Date		Current Member Count	YTD Members Added	YTD Members Dropped	YTD Net Growth	YTD Net Growth%	Member Count 12 Months Ago	Avg. length of service for dropped members	Months Since Last MMR ***	Yrs. Since Last Officer Report	President Rotation	Vice President Reported ****	Months Since Last Activity Report ***	Account Balance	Donations for current Fiscal Year
			Number of times on status quo within last two years	If below 15 members appears				If net loss is greater than 20% appears			If no report in 3 months appears in	When more than one year appears in	Number of repeat terms	Notes the officers that do not have an active	If no report at 12 months appears in red		
Exc Award (06/30/2020, 06/30/2021, 06/30/2022)																	
18315	TRAIGUEN	12/27/1950	Active	12	0	0	0	0.00%	12		12		2	N	M,VP,SC	1	90+ Days
18316	VICTORIA	01/31/1950	Active(1)	21	0	1	-1	-4.55%	22	2	0		2	R	M	1	90+ Days
149838	Villa Alegre Los Naranjos	02/14/2022	Cancelled(8*)	0	0	22	-22	-100.00%	12	1	5		None		P,S,T,M,VP SC	14	90+ Days
98407	YUMBEL	01/30/2007	Active	16	2	0	2	14.29%	15		7		2	N	M,SC	2	\$52.23
Exc Award (06/30/2018)																	

Clubs Cancelled Previous Fiscal Year – Clubs Cancelled within last 12 months may be reinstated

Club Number	Club Name	Charter Date	Current Status*	Cancellation Date
144065	San Clemente Laguna del Maule	01/07/2021	Cancelled(8*)	12/29/2023
59654	SANTA JUANA DE GUADALCAZAR	06/11/1997	Cancelled(6*)	07/29/2023

Current Total Clubs Count	YTD New Clubs Count	YTD Cancelled Clubs Count	YTD Net Club Gain	Current Total Members Count	YTD Add	YTD Drop	YTD Net Growth	YTD Net Growth %	Member Count 12 Months Ago	Average Member Count Per Club	% of Clubs with less than 20 members	% No MMR in 3 Months	% No Officer Report in 12 Months	% of Clubs with balance 90+ days	Number of Clubs in Status Quo	% Status Quo Clubs in Financial Suspension	Number of Cancelled Clubs	Average Cancelled Club Age	Members Lost Due to Cancellation	% of Clubs Cancelled for Non-Financial Reasons
40	1	1	0	790	88	79	9	1.15%	780	20	58%	73%	0%	38%	0	0%	1	32	22	-100%

* - P - Priority Club. Cancellation Reasons: 1-Objectives/conduct, 2-Non-active club, 5-Non-existing club, 6-Disbanding, 7-Merger, 8-Financial Suspension, 9-District/Multiple District Dues.

** - Abbreviation: P-President, S-Secretary, T-Treasurer, M-Member Chairperson, VP-First Vice President, MC-Communications Chairperson, SC-Service Chairperson

*** - Abbreviation: N/R - Never reported using the Lions Clubs website, N/A - Not applicable, No password registered for the Lions Clubs website.

**** - Abbreviation: N - New, IP - Immediate Past, R - Repeat.



Club Health Assessment for District T 4 through March 2025

			Status	Membership							Reports					Finance		LCIF
Club Number	Club Name	Charter Date		Current Member Count	YTD Members Added	YTD Members Dropped	YTD Net Growth	YTD Net Growth%	Member Count 12 Months Ago	Avg. length of service for dropped members	Months Since Last MMR ***	Yrs. Since Last Officer Report	President Rotation	Vice President Reported ****	Months Since Last Activity Report ***	Account Balance	Donations for current Fiscal Year	
			Number of times on status quo within last two years	If below 15 members appears				If net loss is greater than 20% appears			If no report in 3 months appears in	When more than one year appears in	Number of repeat terms	Notes the officers that do not have an active	If no report at 12 months appears in red			
Clubs less than two years old																		
156808	Coyhaique Trapananda	12/06/2023	Active	22	1	2	-1	-4.35%	23	1	4		2	N	SC	0	\$25.10	
157172	Frutillar Martin Pescador	02/22/2024	Active(1)	15	1	7	-6	-28.57%	22	1	0		None	N	P	3	90+ Days \$50.28	
Exc Award (06/30/2024)																		
156694	Lautaro	11/29/2023	Active	13	3	2	1	8.33%	16	2	3			N		2	\$25.10	
156989	Los Muermos Sarao	01/15/2024	Active	19	1	3	-2	-9.52%	19	1	3			N		3	90+ Days \$207.08	
172324	Mariquina	06/17/2024	Active	21	5	4	1	5.00%	0	0	3		2	N		0	90+ Days \$55.10	
180917	Puerto Montt Austral	02/28/2025	Newly Chartered	22	22	0	22	100.00%	0	0	0				T,M,VP,SC	N/R		
154200	Puerto Montt Correntoso	04/13/2023	Active	15	0	8	-8	-34.78%	25	1	3		3	N		7	90+ Days \$25.10	
Clubs more than two years old																		
42671	ACHAO QUINCHAO	05/27/1983	Active	14	1	2	-1	-6.67%	16	10	1			N		0	\$115.10	
Exc Award (06/30/2017, 06/30/2019, 06/30/20)																		
18321	ANCUD	08/13/1950	Active	36	1	6	-5	-12.20%	38	8	3		3	N		1	\$453.68	
Exc Award (06/30/2019, 06/30/2023, 06/30/20)																		
135013	Ancud Goleta	06/08/2018	Active	30	3	1	2	7.14%	27	5	5			N	VP	1	90+ Days \$191.73	
Exc Award (06/30/2019, 06/30/2022, 06/30/20)																		
34663	CALBUCO	11/29/1977	Active(1)	33	3	3	0	0.00%	38	15	1		2	N		1	90+ Days \$720.71	
Exc Award (06/30/2019)																		
18322	CASTRO	10/12/1968	Active	20	1	0	1	5.26%	19		5			N		0	\$106.66	
Exc Award (06/30/2017, 06/30/2019, 06/30/20)																		
129518	Chaitén	12/28/2016	Active	22	1	2	-1	-4.35%	23	3	3			R		0	90+ Days \$25.10	
Exc Award (06/30/2023, 06/30/2024)																		
136731	Chile Chico	12/03/2018	Active(1)	7	0	0	0	0.00%	7		15	3	None		P,S,T,M,VP SC	24+	90+ Days \$25.10	
18324	COYHAIQUE	05/13/1952	Active(1)	26	2	2	0	0.00%	26	16	1				VP,SC	4	\$545.10	
Exc Award (06/30/2018, 06/30/2023, 06/30/20)																		
82258	DALCAHUE	05/18/2004	Active	22	3	1	2	10.00%	21	4	0		2	R		0	90+ Days \$222.15	
Exc Award (06/30/2023)																		




Club Health Assessment for District T 4 through March 2025

			Status	Membership							Reports					Finance	LCIF
Club Number	Club Name	Charter Date		Current Member Count	YTD Members Added	YTD Members Dropped	YTD Net Growth	YTD Net Growth%	Member Count 12 Months Ago	Avg. length of service for dropped members	Months Since Last MMR ***	Yrs. Since Last Officer Report	President Rotation	Vice President Reported ****	Months Since Last Activity Report ***	Account Balance	Donations for current Fiscal Year
			Number of times on status quo within last two years	If below 15 members appears				If net loss is greater than 20% appears			If no report in 3 months appears in	When more than one year appears in	Number of repeat terms	Notes the officers that do not have an active	If no report at 12 months appears in red		
18327	FRUTILLAR	01/12/1951	Active	11	0	0	0	0.00%	11		9		7	VP,SC	13		\$25.10
	Exc Award (06/30/2023)																
18329	LA UNION	07/01/1956	Active(1)	20	0	1	-1	-4.76%	23	1	3			N	3	90+ Days	\$49.10
18328	LANCO	03/28/1953	Active(1)	16	0	0	0	0.00%	16		15			N	2		\$185.54
	Exc Award (06/30/2023)																
18332	LLANQUIHUE	07/04/1968	Active(2)	23	1	1	0	0.00%	22	3	3			N	6	90+ Days	\$353.58
	Exc Award (06/30/2021, 06/30/2023, 06/30/2024)																
18331	LONCOCHE	11/17/1954	Active	28	0	2	-2	-6.67%	27	2	3		2	N	0	90+ Days	\$288.40
	Exc Award (06/30/2017, 06/30/2018, 06/30/2024)																
18333	LOS LAGOS	09/03/1953	Active	11	0	0	0	0.00%	11		7			N	0	90+ Days	\$225.10
	Exc Award (06/30/2019)																
18334	LOS MUERMOS	10/13/1963	Active	34	1	2	-1	-2.86%	35	3	0			N	6	90+ Days	\$25.10
	Exc Award (06/30/2018, 06/30/2023, 06/30/2024)																
18335	MAFIL	10/27/1966	Active(2)	12	0	0	0	0.00%	12		4			R	13	90+ Days	\$25.10
151058	Nueva Imperial	06/16/2022	Active(2)	14	3	2	1	7.69%	16	3	2			N	4	90+ Days	\$67.39
	Exc Award (06/30/2023)																
18337	OSORNO	03/26/1949	Active	13	0	0	0	0.00%	13		11		2	R	0		\$105.10
	Exc Award (06/30/2021, 06/30/2022)																
137524	Osorno Antillanca	03/13/2019	Active	15	1	2	-1	-6.25%	14	1	0			N	4	90+ Days	\$96.10
	Exc Award (06/30/2022, 06/30/2023, 06/30/2024)																
40435	OSORNO PILMAIQUEN	10/01/1981	Active	35	3	1	2	6.06%	33	11	0			N	6	90+ Days	\$1,474.82
	Exc Award (06/30/2018, 06/30/2023)																
34393	OSORNO RAHUE	08/12/1977	Active(1)	17	1	3	-2	-10.53%	22	3	0			N	0	90+ Days	\$170.48
	Exc Award (06/30/2019, 06/30/2020, 06/30/2024)																
18341	PUCON	02/22/1964	Active	33	0	3	-3	-8.33%	37	18	3			N	0	90+ Days	\$251.56
	Exc Award (06/30/2019, 06/30/2020, 06/30/2024)																
140130	Pucon Lacustre	11/08/2019	Active(1)	23	3	0	3	15.00%	19		7		2	N	4	90+ Days	\$187.52
	Exc Award (06/30/2023, 06/30/2024)																
18342	PUERTO AYSEN	08/08/1950	Active(1)	11	1	0	1	10.00%	10		1			N	15	90+ Days	\$25.10
														M,SC			




Club Health Assessment for District T 4 through March 2025

			Status	Membership							Reports					Finance	LCIF	
Club Number	Club Name	Charter Date		Current Member Count	YTD Members Added	YTD Members Dropped	YTD Net Growth	YTD Net Growth%	Member Count 12 Months Ago	Avg. length of service for dropped members	Months Since Last MMR ***	Yrs. Since Last Officer Report	President Rotation	Vice President Reported ****	Months Since Last Activity Report ***	Account Balance	Donations for current Fiscal Year	
			Number of times on status quo within last two years	If below 15 members appears				If net loss is greater than 20% appears			If no report in 3 months appears in	When more than one year appears in	Number of repeat terms	Notes the officers that do not have an active	If no report at 12 months appears in red			
Exc Award (06/30/2023)																		
18343	PUERTO MONTT	03/24/1949	Active	45	0	11	-11	-19.64%	58	6	0			N	0		\$924.10	
Exc Award (06/30/2017, 06/30/2018, 06/30/2020)																		
34969	PUERTO MONTT ANGELMO	01/30/1978	Active	39	2	2	0	0.00%	42	21	2			N	4	90+ Days	\$470.12	
Exc Award (06/30/2018, 06/30/2019, 06/30/2020)																		
125043	Puerto Montt Reloncavi	06/12/2015	Active	16	0	7	-7	-30.43%	27	10	3		3	N	0	90+ Days	\$25.10	
Exc Award (06/30/2018, 06/30/2019, 06/30/2020)																		
18344	PUERTO NATALES	12/19/1961	Active(2)	11	0	3	-3	-21.43%	16	4	3		None	N	P,T,M,SC	8	90+ Days	\$489.05
32540	PUERTO PORVENIR L C	06/30/1976	Active(1)	16	0	2	-2	-11.11%	19	17	3			N	T,SC	1	90+ Days	\$25.10
18345	PUERTO VARAS	12/07/1952	Active(1)	45	3	2	1	2.27%	40	39	2			N	M	0		\$25.10
Exc Award (06/30/2017, 06/30/2018, 06/30/2020)																		
121188	Puerto Varas Los Colonos	01/28/2014	Active	27	2	0	2	8.00%	24		2			N	1		\$835.10	
Exc Award (06/30/2019, 06/30/2021, 06/30/2020)																		
18346	PUNTA ARENAS	04/17/1950	Active	43	5	1	4	10.26%	40	37	1			N	0	90+ Days	\$150.10	
Exc Award (06/30/2023, 06/30/2024)																		
34115	PUNTA ARENAS CRUZ DEL SUR	06/17/1977	Active	34	0	1	-1	-2.86%	40	3	6			N	1	90+ Days	\$25.10	
Exc Award (06/30/2018, 06/30/2023)																		
99544	PUNTA ARENAS GTW NEW CENTURY	06/06/2007	Active	9	0	0	0	0.00%	12		5		2	R	3	90+ Days	\$25.10	
Exc Award (06/30/2022, 06/30/2023)																		
125104	PUNTA ARENAS MUJER AUSTRAL	06/12/2015	Active(2)	17	2	4	-2	-10.53%	17	6	0			N	M	0	90+ Days	\$135.10
Exc Award (06/30/2021, 06/30/2022)																		
150986	Punta Arenas Rugido Austral	05/31/2022	Active	12	0	0	0	0.00%	12		5			R	8	90+ Days	\$25.10	
18347	PURRANQUE	02/28/1970	Active(2)	15	0	0	0	0.00%	18		9		2	R	19	90+ Days	\$25.10	
Exc Award (06/30/2023)																		
129893	Purranque Centenario	01/20/2017	Cancelled(8*)	0	0	6	-6	-100.00%	6	9	3	1	None		P,S,T,M,VP SC	19	90+ Days	\$25.10
Exc Award (06/30/2021)																		
44299	PUYEHUE	10/11/1984	Active(2)	11	0	0	0	0.00%	13		10			N	S	3	90+ Days	\$25.10
64582	QUELLON	06/30/2001	Active	27	1	3	-2	-6.90%	28	1	3			R	0	90+ Days	\$92.14	



Club Health Assessment for District T 4 through March 2025

			Status	Membership							Reports					Finance		LCIF
Club Number	Club Name	Charter Date		Current Member Count	YTD Members Added	YTD Members Dropped	YTD Net Growth	YTD Net Growth%	Member Count 12 Months Ago	Avg. length of service for dropped members	Months Since Last MMR ***	Yrs. Since Last Officer Report	President Rotation	Vice President Reported ****	Months Since Last Activity Report ***	Account Balance	Donations for current Fiscal Year	
			Number of times on status quo within last two years	If below 15 members appears			If net loss is greater than 20% appears			If no report in 3 months appears in			When more than one year appears in	Number of repeat terms	Notes the officers that do not have an active	If no report at 12 months appears in red		
Exc Award (06/30/2018, 06/30/2021, 06/30/2022)			Active	23	0	7	-7	-23.33%	25	5	0			N	0			\$1,155.10
18348	RIO BUENO	10/01/1950																
Exc Award (06/30/2019, 06/30/2023, 06/30/2024)			Active(1)	6	1	2	-1	-14.29%	7	8	3			VP,SC	0	90+ Days	\$25.10	
129309	San Carlos de Chonchi	11/01/2016																
Exc Award (06/30/2021, 06/30/2023)			Active	25	3	0	3	13.64%	20		0		2	R	0			\$225.10
18352	TEMUCO	04/07/1949																
Exc Award (06/30/2023)			Active	31	1	2	-1	-3.13%	32	5	3			N T	2			\$425.10
42556	TEMUCO ANTUMALAL	04/08/1983																
Exc Award (06/30/2018, 06/30/2019, 06/30/2020)			Active	19	3	0	3	18.75%	17		0			IP S	4	90+ Days	\$25.10	
33097	TEMUCO NIELOL	12/08/1976																
Exc Award (06/30/2023)			Active	23	4	5	-1	-4.17%	23	9	0		2	N	0			\$25.10
124014	Temuco Nueva Frontera	01/20/2015																
Exc Award (06/30/2017, 06/30/2019, 06/30/2020)			Active	21	1	1	0	0.00%	21	16	3		3	R	3	90+ Days	\$25.10	
47671	TEMUCO PADRE LAS CASAS	08/17/1987																
Exc Award (06/30/2023)			Active(1)	24	0	2	-2	-7.69%	27	11	5		2	R	4	90+ Days	\$275.10	
18353	VALDIVIA	03/28/1949																
Exc Award (06/30/2022, 06/30/2023)			Active(3)	17	0	4	-4	-19.05%	21	2	3			VP	3	90+ Days	\$205.10	
151324	Valdivia Amigos Del Calle Calle	06/23/2022																
Exc Award (06/30/2023)			Active	19	1	0	1	5.56%	18		7			VP,SC	6	90+ Days	\$70.10	
124606	Valdivia El Bosque	04/17/2015																
Exc Award (06/30/2019, 06/30/2022, 06/30/2023)			Active	39	5	7	-2	-4.88%	48	4	0			N M,SC	0		\$472.77	
33553	VALDIVIA ISLA TEJA	03/28/1977																
Exc Award (06/30/2018, 06/30/2019, 06/30/2020)			Active	16	0	4	-4	-20.00%	19	3	3			IP	0		\$185.10	
136886	Vilcún San Patricio	12/28/2018																
Exc Award (06/30/2021, 06/30/2022, 06/30/2023)			Active	20	4	3	1	5.26%	19	19	1			N	0	90+ Days	\$90.73	
18355	VILLARRICA	08/22/1955																
Exc Award (06/30/2021, 06/30/2023)																		



Club Health Assessment for District T 4 through March 2025

				Status	Membership						Reports					Finance	LCIF
Club Number	Club Name	Charter Date		Current Member Count	YTD Members Added	YTD Members Dropped	YTD Net Growth	YTD Net Growth%	Member Count 12 Months Ago	Avg. length of service for dropped members	Months Since Last MMR ***	Yrs. Since Last Officer Report	President Rotation	Vice President Reported ****	Months Since Last Activity Report ***	Account Balance	Donations for current Fiscal Year
			Number of times on status quo within last two years	If below 15 members appears				If net loss is greater than 20% appears			If no report in 3 months appears in	When more than one year appears in	Number of repeat terms	Notes the officers that do not have an active	If no report at 12 months appears in red		

Clubs Cancelled Previous Fiscal Year – Clubs Cancelled within last 12 months may be reinstated

Club Number	Club Name	Charter Date	Current Status*	Cancellation Date
148997	Fresia	11/15/2021	Cancelled(8*)	06/29/2024
145881	Puerto Montt Inclusión Con Amor	04/16/2021	Cancelled(8*)	09/29/2023

Current Total Clubs Count	YTD New Clubs Count	YTD Cancelled Clubs Count	YTD Net Club Gain	Current Total Members Count	YTD Add	YTD Drop	YTD Net Growth	YTD Net Growth %	Member Count 12 Months Ago	Average Member Count Per Club	% of Clubs with less than 20 members	% No MMR in 3 Months	% No Officer Report in 12 Months	% of Clubs with balance 90+ days	Number of Clubs in Status Quo	% Status Quo Clubs in Financial Suspension	Number of Cancelled Clubs	Average Cancelled Club Age	Members Lost Due to Cancellation	% of Clubs Cancelled for Non-Financial Reasons
60	1	1	0	1,303	100	139	-39	-2.91%	1,350	22	47%	60%	2%	68%	0	0%	1	13	6	-200%

* - P - Priority Club. Cancellation Reasons: 1-Objectives/conduct, 2-Non-active club, 5-Non-existing club, 6-Disbanding, 7-Merger, 8-Financial Suspension, 9-District/Multiple District Dues.

** - Abbreviation: P-President, S-Secretary, T-Treasurer, M-Member Chairperson, VP-First Vice President, MC-Communications Chairperson, SC-Service Chairperson

*** - Abbreviation: N/R - Never reported using the Lions Clubs website, N/A - Not applicable, No password registered for the Lions Clubs website.

**** - Abbreviation: N - New, IP - Immediate Past, R - Repeat.



Club Health Assessment for District 63 through March 2025

			Status	Membership							Reports					Finance		LCIF
Club Number	Club Name	Charter Date		Current Member Count	YTD Members Added	YTD Members Dropped	YTD Net Growth	YTD Net Growth%	Member Count 12 Months Ago	Avg. length of service for dropped members	Months Since Last MMR ***	Yrs. Since Last Officer Report	President Rotation	Vice President Reported ****	Months Since Last Activity Report ***	Account Balance	Donations for current Fiscal Year	
			Number of times on status quo within last two years	If below 15 members appears					If net loss is greater than 20% appears			If no report in 3 months appears in	When more than one year appears in	Number of repeat terms	Notes the officers that do not have an active	If no report at 12 months appears in red		
Clubs less than two years old																		
157219	Les Abymes La Providence 139 Exc Award (06/30/2024)	03/07/2024	Active	32	8	1	7	28.00%	25	6	0		2	N	1		\$560.00	
181148	Macouria Tcho Aksyon	03/12/2025	Newly Chartered	20	20	0	20	100.00%	0		0			N	M,SC	N/R		
171675	Mana Panning Gold	07/22/2024	Active	24	27	3	24	100.00%	0	0	2			N	S,M,SC	N/A	90+ Days \$300.00	
154917	Pointe-Noire (Guadeloupe Archipel)	12/20/2023	Active	23	0	4	-4	-14.81%	27	6	0			N	M,SC	0	\$1,000.00	
Clubs more than two years old																		
58331	ABYMES POLE CARAIBES	05/20/1996	Active	12	0	1	-1	-7.69%	15	4	6			N	SC	0	\$1,028.69	
109539	BAIE MAHAULT JARRY HOUELBOURG	10/26/2010	Active	41	34	2	32	355.56%	10	0	0			N	SC	3	\$1,075.60	
45510	BASSE TERRE CHASTEAU Exc Award (06/30/2023)	11/19/1985	Active	10	0	0	0	0.00%	11		10		2	R		0	\$1,450.00	
18074	BASSE-TERRE DOYEN	08/31/1973	Active	13	0	0	0	0.00%	13		9		3	R		12	\$260.00	
150709	Cabesterre Exc Award (06/30/2023, 06/30/2024)	05/11/2022	Active	33	10	1	9	37.50%	24	3	0			N		1	\$560.00	
152092	Cayenne Fort Cépérou Exc Award (06/30/2023)	08/19/2022	Active	23	1	4	-3	-11.54%	21	2	6			N	S	2	\$222.36	
52500	CAYENNE GUYANE AMAZONIE Exc Award (06/30/2016, 06/30/2021, 06/30/2024)	02/13/1992	Active	20	0	0	0	0.00%	20		2			N		0	\$1,221.28	
50836	FORT DE FRANCE BAIE DES FLAMAN Exc Award (06/30/2017, 06/30/2024)	07/17/1990	Active	18	0	0	0	0.00%	18		10		2	R	SC	0	\$1,707.30	
45329	FORT DE FRANCE COTE CARAIBE Exc Award (06/30/2021, 06/30/2023, 06/30/2024)	08/29/1985	Active	24	0	0	0	0.00%	22		9			N		1	\$1,110.00	
18072	FORT DE FRANCE DOYEN DES AN GU Exc Award (06/30/2018)	02/10/1967	Active	18	0	2	-2	-10.00%	20	27	3			N	VP	1	\$180.00	
49692	FORT DE FRANCE FORT ROYAL	06/30/1989	Active	25	0	0	0	0.00%	27		4			IP		1	\$1,340.00	



Club Health Assessment for District 63 through March 2025

			Status	Membership							Reports					Finance	LCIF
Club Number	Club Name	Charter Date		Current Member Count	YTD Members Added	YTD Members Dropped	YTD Net Growth	YTD Net Growth%	Member Count 12 Months Ago	Avg. length of service for dropped members	Months Since Last MMR ***	Yrs. Since Last Officer Report	President Rotation	Vice President Reported ****	Months Since Last Activity Report ***	Account Balance	Donations for current Fiscal Year
			Number of times on status quo within last two years	If below 15 members appears				If net loss is greater than 20% appears			If no report in 3 months appears in	When more than one year appears in	Number of repeat terms	Notes the officers that do not have an active	If no report at 12 months appears in red		
Exc Award (06/30/2017, 06/30/2018)																	
49796	FORT DE FRANCE MADININA	08/14/1989	Active	19	3	0	3	18.75%	16		8		2	N	4		\$560.00
Exc Award (06/30/2018)																	
34029	FT-DE-FRANCE-FT-ST-LOUIS	06/08/1977	Active	14	2	1	1	7.69%	13	13	1		3	N	8		\$1,140.00
Exc Award (06/30/2023)																	
18076	GUADELOUPE DOYEN	07/01/1969	Active	26	4	5	-1	-3.70%	27	15	1			N	8		
34110	GUADELOUPE MARINA L C	06/22/1977	Active	16	6	2	4	33.33%	12	47	0			N	8	M,SC	
Exc Award (06/30/2021)																	
101575	ILE DE SAINT MARTIN FORT LOUIS	03/10/2008	Active	12	0	0	0	0.00%	10		8				4	M,VP,SC	
Exc Award (06/30/2018)																	
40367	ILE DE SAINT-BARTHELEMY	09/28/1981	Active	5	0	0	0	0.00%	5		14		None	N	24+	P,S,M,SC	
48658	KOUROU LIONSPACE	06/02/1988	Active	21	6	0	6	40.00%	15		1		2	N	3		
18077	LA GUYANE DOYEN	12/14/1970	Active	52	1	4	-3	-5.45%	56	2	0			N	2		\$1,344.00
Exc Award (06/30/2019, 06/30/2022, 06/30/20)																	
57411	LAMENTIN	10/12/1995	Active	9	1	0	1	12.50%	6		5				8	VP,SC	
33709	L'ILE DE CAYENNE	04/20/1977	Active	27	0	0	0	0.00%	27		5			N	16	M,SC	\$2,020.00
127632	Macouria Culture et Progres	05/18/2016	Active	25	2	9	-7	-21.88%	32	3	0			N	6	M	\$1,100.00
Exc Award (06/30/2024)																	
54719	MATOURY FORT TRIO	07/12/1993	Active	34	5	0	5	17.24%	29		1			N	5		\$380.00
Exc Award (06/30/2016, 06/30/2018)																	
66777	MONTJOLY FORCE ET ACTION	10/30/2002	Active	33	3	1	2	6.45%	28	1	0			N	1		\$470.00
Exc Award (06/30/2021, 06/30/2023, 06/30/20)																	
51497	POINTE A PITRE CHEVALIER ST GE	03/25/1991	Active	20	0	0	0	0.00%	15		0			N	1	SC	\$240.00
53592	REMIRE DIAMANT D'ARMIRE	08/17/1992	Active	16	1	0	1	6.67%	16		5			N	0		\$1,500.00
Exc Award (06/30/2016, 06/30/2021, 06/30/20)																	
136810	Rémire-Montjoly Guyane Tour de L'île	01/25/2019	Active	53	17	2	15	39.47%	40	3	1				1	VP	\$8,990.00
Exc Award (06/30/2021)																	



Club Health Assessment for District 63 through March 2025

			Status	Membership							Reports					Finance		LCIF
Club Number	Club Name	Charter Date		Current Member Count	YTD Members Added	YTD Members Dropped	YTD Net Growth	YTD Net Growth%	Member Count 12 Months Ago	Avg. length of service for dropped members	Months Since Last MMR ***	Yrs. Since Last Officer Report	President Rotation	Vice President Reported ****	Months Since Last Activity Report ***	Account Balance	Donations for current Fiscal Year	
			Number of times on status quo within last two years	If below 15 members appears				If net loss is greater than 20% appears			If no report in 3 months appears in	When more than one year appears in	Number of repeat terms	Notes the officers that do not have appears in an active	If no report at 12 months red			
68648	RIVIERE-SALEE	04/22/2003	Active	12	0	1	-1	-7.69%	13	5	0			N	11			
	Exc Award (06/30/2022)																	
84729	SAINTE ANNE CARAVELLE	01/21/2005	Active	15	0	0	0	0.00%	15		7	1	None	P,S,T,M,VP SC	15	90+ Days		
	Exc Award (06/30/2019)																	
136796	Saint-Laurent du Maroni Ouest Guyane	02/06/2019	Active	15	2	1	1	7.14%	17	5	2		2	N	2		\$160.00	
96928	SAWACOU DE SINNAMARY	04/13/2006	Active	9	1	8	-7	-43.75%	16	17	4			N	11			
51412	ST MARTIN OUALICHI	03/11/1991	Active	14	0	0	0	0.00%	12		9		2	R	M,SC	11		
	Exc Award (06/30/2019, 06/30/2023)																	
18073	TRINITE	05/30/1973	Active	21	0	2	-2	-8.70%	23	11	0		None	R	P,M,SC	1	\$60.00	
	Exc Award (06/30/2023)																	
103670	TROIS ILETS	09/25/2008	Active	11	3	2	1	10.00%	11	16	0			N	1		\$50.00	
	Exc Award (06/30/2018, 06/30/2023)																	

Clubs Cancelled Previous Fiscal Year – Clubs Cancelled within last 12 months may be reinstated

Club Number	Club Name	Charter Date	Current Status*	Cancellation Date
18075	GRANDE-TERRE L C	05/08/1973	Cancelled(8*)	02/29/2024
118896	GUADELOUPE SAINT JOHN PERSE	03/07/2013	Cancelled(8*)	02/29/2024

Current Total Clubs Count	YTD New Clubs Count	YTD Cancelled Clubs Count	YTD Net Club Gain	Current Total Members Count	YTD Add	YTD Drop	YTD Net Growth	YTD Net Growth %	Member Count 12 Months Ago	Average Member Count Per Club	% of Clubs with less than 20 members	% No MMR in 3 Months	% No Officer Report in 12 Months	% of Clubs with balance 90+ days	Number of Clubs in Status Quo	% Status Quo Clubs in Financial Suspension	Number of Cancelled Clubs	Average Cancelled Club Age	Members Lost Due to Cancellation	% of Clubs Cancelled for Non-Financial Reasons
38	2	0	2	815	157	56	101	14.15%	707	21	47%	45%	3%	5%	0	0%	0	0	0	0%

* - P - Priority Club. Cancellation Reasons: 1-Objectives/conduct, 2-Non-active club, 5-Non-existing club, 6-Disbanding, 7-Merger, 8-Financial Suspension, 9-District/Multiple District Dues.

** - Abbreviation: P-President, S-Secretary, T-Treasurer, M-Member Chairperson, VP-First Vice President, MC-Communications Chairperson, SC-Service Chairperson

*** - Abbreviation: N/R - Never reported using the Lions Clubs website, N/A - Not applicable, No password registered for the Lions Clubs website.

**** - Abbreviation: N - New, IP - Immediate Past, R - Repeat.



Club Health Assessment for District P through March 2025

			Status	Membership							Reports					Finance	LCIF	
Club Number	Club Name	Charter Date		Current Member Count	YTD Members Added	YTD Members Dropped	YTD Net Growth	YTD Net Growth%	Member Count 12 Months Ago	Avg. length of service for dropped members	Months Since Last MMR ***	Yrs. Since Last Officer Report	President Rotation	Vice President Reported ****	Months Since Last Activity Report ***	Account Balance	Donations for current Fiscal Year	
			Number of times on status quo within last two years	If below 15 members appears				If net loss is greater than 20% appears			If no report in 3 months appears in	When more than one year appears in	Number of repeat terms		Notes the officers that do not have an active	If no report at 12 months appears in red		
Clubs more than two years old																		
108800	CABARET	06/28/2010	Status Quo(3)	15	0	0	0	0.00%	15		22	2	None	P,S,T,M,VP SC	N/R			
131353	Dessalines	06/27/2017	Status Quo(3)	13	0	0	0	0.00%	13		22	2	None	P,S,T,M,VP SC	N/R	90+ Days		
150432	Gonaives - Monferrier Dorval	04/13/2022	Status Quo(3)	22	0	0	0	0.00%	22		19	1	None	P,S,T,M,VP SC	N/A	90+ Days		
143639	Gonaïves (Académie)	11/18/2020	Status Quo(1)	32	0	0	0	0.00%	32		45	4	None	P,S,T,M,VP SC	N/A	90+ Days		
143688	Gonaïves (Communication)	11/23/2020	Status Quo(1)	25	0	0	0	0.00%	25		45	4	None	P,S,T,M,VP SC	N/R	90+ Days		
137344	Gonaives I	03/11/2019	Status Quo(2)	20	0	0	0	0.00%	20		20	1	None	P,S,T,M,VP SC	N/R	90+ Days		
118194	GONAIVES III/SAVANE DE L'ESPOIR	10/29/2012	Active(2)	20	0	4	-4	-16.67%	24	7	3			N	24+	90+ Days		
143162	Gonaïves Pierre Richard Duchemin	10/16/2020	Status Quo(3)	15	3	16	-13	-46.43%	28	3	3			N	M,VP,SC	N/A	90+ Days	
147627	La Vallée Sud-Est	08/02/2021	Status Quo(2)	19	0	0	0	0.00%	19		19	1	None	P,S,T,M,VP SC	N/A			
150433	Les Cayes - Philanthropes	04/13/2022	Status Quo(2)	25	0	0	0	0.00%	25		18	1	None	P,S,T,M,VP SC	N/A	90+ Days		
41122	PORT AU PRINCE CENTRAL	03/16/1982	Active(2)	22	2	7	-5	-18.52%	27	15	2			N	S	3	\$150.00	
45478	PORT AU PRINCE DELMAS	10/21/1985	Status Quo(2)	16	0	0	0	0.00%	16		56	1	None	P,S,T,M,VP SC	24+			
144834	Port-de-Paix (entrepreneurs)	06/25/2021	Status Quo(1)	27	0	0	0	0.00%	27		50	3	None	P,S,T,M,VP SC	N/A			

Clubs Cancelled Previous Fiscal Year – Clubs Cancelled within last 12 months may be reinstated

Club Number	Club Name	Charter Date	Current Status*	Cancellation Date
143421	Saint- Michel de L Attalaye	11/23/2020	Cancelled(8*)	07/29/2023

Current Total Clubs Count	YTD New Clubs Count	YTD Cancelled Clubs Count	YTD Net Club Gain	Current Total Members Count	YTD Add	YTD Drop	YTD Net Growth	YTD Net Growth %	Member Count 12 Months Ago	Average Member Count Per Club	% of Clubs with less than 20 members	% No MMR in 3 Months	% No Officer Report in 12 Months	% of Clubs with balance 90+ days	Number of Clubs in Status Quo	% Status Quo Clubs in Financial Suspension	Number of Cancelled Clubs	Average Cancelled Club Age	Members Lost Due to Cancellation	% of Clubs Cancelled for Non-Financial Reasons
13	0	0	0	271	5	27	-22	-7.51%	293	21	38%	92%	77%	62%	11	9%	0	0	0	0%



Club Health Assessment for District P through March 2025

			Status	Membership							Reports					Finance	LCIF
Club Number	Club Name	Charter Date		Current Member Count	YTD Members Added	YTD Members Dropped	YTD Net Growth	YTD Net Growth%	Member Count 12 Months Ago	Avg. length of service for dropped members	Months Since Last MMR ***	Yrs. Since Last Officer Report	President Rotation	Vice President Reported ****	Months Since Last Activity Report ***	Account Balance	Donations for current Fiscal Year
			Number of times on status quo within last two years	If below 15 members appears				If net loss is greater than 20% appears			If no report in 3 months appears in	When more than one year appears in	Number of repeat terms	Notes the officers that do not have an active	If no report at 12 months appears in red		

* - P - Priority Club. Cancellation Reasons: 1-Objectives/conduct, 2-Non-active club, 5-Non-existing club, 6-Disbanding, 7-Merger, 8-Financial Suspension, 9-District/Multiple District Dues.
** - Abbreviation: P-President, S-Secretary, T-Treasurer, M-Member Chairperson, VP-First Vice President, MC-Communications Chairperson, SC-Service Chairperson
*** - Abbreviation: N/R - Never reported using the Lions Clubs website, N/A - Not applicable, No password registered for the Lions Clubs website.
**** - Abbreviation: N - New, IP - Immediate Past, R - Repeat.



Club Health Assessment for Ident 5887 - BELIZE C.A. - UND through March 2025

			Status								Membership								Reports				Finance		LCIF
Club Number	Club Name	Charter Date		Current Member Count	YTD Members Added	YTD Members Dropped	YTD Net Growth	YTD Net Growth%	Member Count 12 Months Ago	Avg. length of service for dropped members	Months Since Last MMR ***	Yrs. Since Last Officer Report	President Rotation	Vice President Reported ****	Months Since Last Activity Report ***	Account Balance	Donations for current Fiscal Year								
			Number of times on status quo within last two years	If below 15 members appears				If net loss is greater than 20% appears			If no report in 3 months appears in	When more than one year appears in	Number of repeat terms	Notes the officers that do not have an active	If no report at 12 months appears in red										
Clubs less than two years old																									
156697	Belize City Sub Umbra Floreo	12/06/2023	Active	24	11	2	9	60.00%	21	1	3			N T	2										
181127	Ladyville	03/24/2025	Newly Chartered	24	24	0	24	100.00%	0		0			N T,M,VP	N/A										
156988	Orange Walk Town	01/26/2024	Active	25	0	0	0	0.00%	21		4		3	R M,SC	0										
Clubs more than two years old																									
27946	BELIZE CITY	05/17/1973	Active	81	36	31	5	6.58%	56	7	0		3	N	0		\$25.00								
34460	BELMOPAN	09/29/1977	Active	32	0	4	-4	-11.11%	29	6	7		3	R SC	0										
34968	SAN ESTEVAN	01/30/1978	Active	25	4	7	-3	-10.71%	27	2	2			N	0										
31304	SAN PEDRO	10/06/1975	Active	68	13	20	-7	-9.33%	74	4	0		2	N M	0		\$1,860.00								
Exc Award (06/30/2021, 06/30/2023)																									
Current Total Clubs Count	YTD New Clubs Count	YTD Cancelled Clubs Count	YTD Net Club Gain	Current Total Members Count	YTD Add	YTD Drop	YTD Net Growth	YTD Net Growth %	Member Count 12 Months Ago	Average Member Count Per Club	% of Clubs with less than 20 members	% No MMR in 3 Months	% No Officer Report in 12 Months	% of Clubs with balance 90+ days	Number of Clubs in Status Quo	% Status Quo Clubs in Financial Suspension	Number of Cancelled Clubs	Average Cancelled Club Age	Members Lost Due to Cancellation	% of Clubs Cancelled for Non-Financial Reasons					
7	1	0	1	279	88	64	24	9.41%	228	40	0%	43%	0%	0%	0	0%	0	0	0	0%					

* - P - Priority Club. Cancellation Reasons: 1-Objectives/conduct, 2-Non-active club, 5-Non-existing club, 6-Disbanding, 7-Merger, 8-Financial Suspension, 9-District/Multiple District Dues.

** - Abbreviation: P-President, S-Secretary, T-Treasurer, M-Member Chairperson, VP-First Vice President, MC-Communications Chairperson, SC-Service Chairperson

*** - Abbreviation: N/R - Never reported using the Lions Clubs website, N/A - Not applicable, No password registered for the Lions Clubs website.

**** - Abbreviation: N - New, IP - Immediate Past, R - Repeat.